

# AROUND THE GROUNDS

VENUE RESULTS FOR MARCH 2017, PROGRAM FOR MAY 2017



PAUL DURRANT RECEIVES THE GWEN DAVIDSON TROPHY  
FROM GERALD BURKE AT EAST BURWOOD

ABERFELDIE, COBURG, COLLINGWOOD,  
CROYDON, DONCASTER, EAST BURWOOD,  
FRANKSTON, GEELONG, GLEN EIRA,  
KNOX, MENTONE, SPRINGVALE/ NOBLE PARK

**ABERFELDIE 1 MARCH 2017****60 Metres**

Mark HARPER	41	7.06
Brett MAURER	41	7.25
Gavin WHITE	41	7.28
Dave CHISHOLM	48	7.60
Richard SHORTT	45	7.60
Greg MITCHELL	25	7.65
Dominic CONDELLO	46	8.31
Imogen PAPWORTH	INV	12.88

**1000 Metres Age Graded**

			Age %
Brian O'DEA	62	3.49	72.97
Cathy MATHEWS	50	4.06	67.89
Pat SCUTELLA	40	3.35	64.23
Stephen BARKER	73	4.59	62.88
David JONES	66	4.57	58.18
Mark SIMMONS	55	4.45	55.40
Michael ORELLI	72	5.37	54.93
Maggie ARMSTRONG	54	5.28	53.63
Bill RISTEVSKI	52	5.36	45.80

**200 Metres**

Greg MITCHELL	25	23.25
Brett MAURER	41	23.59
Mark HARPER	41	24.03
Dave CHISHOLM	48	25.38
Gavin WHITE	43	25.62
Richard SHORTT	45	26.41
Dominic CONDELLO	46	26.84
John COOPER	64	31.57
Cathy MATHEWS	50	32.18
Maggie ARMSTRONG	54	42.00
Tony BRADFORD	77	45.28
Michael ORELLI	72	51.91
Stephen BARKER	73	77.20

**5000 Metres River Run**

Pat SCUTELLA	40	22.09
Brian O'DEA	62	25.25
Trevor HAWKSWORTH	70	28.07
Yuri ALMARAZ	41	29.26
Cheryl BEVERIDGE	52	32.13
Graham EADIE	65	35.13
Bill RISTEVSKI	52	39.25

**7000 Metres River Run**

Stephen BARKER	73	40.12
John VANCE	68	45.27

**ABERFELDIE 8 MARCH 2017****100 Metres**

Brett MAURER	41	11.75
Gavin WHITE	43	12.18
Adam GREGORY	32	14.18
Stephen RUSSELL	57	15.04
Joe DILWORTH	65	15.78
Cathy ORELLI	55	16.15
Maggie ARMSTRONG	54	19.62
John HOWES	81	20.59

**800 Metres**

Adam GREGORY	32	2.50
David JONES	66	3.18
Michael ENNIS	63	3.35
Doug STOKES	64	3.47
Cheryl BEVERIDGE	52	3.53
Stephen BARKER	73	4.02
Michael ORELLI	72	4.37

**ABERFELDIE 8 MARCH 2017 cont**

Tony BRADFORD	77	4.58
---------------	----	------

**DJ's Out and Back**

Michael ORELLI	)	
Adam GREGORY	)	1.14
Imogen PAPWORTH	)	
Gavin WHITE	)	1.18
John HOWES	)	
Peter BLACK	)	1.38
Maggie ARMSTRONG	)	
Michael ENNIS	)	1.41
John PAPWORTH	)	
Cathy ORELLI	)	1.42

**3000 Metres**

Yuri ALMARAZ	41	14.22
Brian O'DEA	62	14.45
David JONES	66	14.56
Michael ORELLI	72	17.58
Peter BLACK	62	19.18
Cheryl BEVERIDGE	52	20.50
Maggie ARMSTRONG	54	21.38

**5000 Metres**

Adam GREGORY	32	22.29
Doug STOKES	64	27.21
Stephen BARKER	73	28.38
Trevor HAWKSWORTH	70	29.21
John VANCE	68	31.21

**2000 Metres Walk**

Lynne O'DEA	61	19.07
-------------	----	-------

**ABERFELDIE 15 MARCH 2017****100 Metres Age Graded**

			H'cap
Gavin WHITE	43	11.85	7m
Richard SHORTT	45	11.91	8m
Joe DILWORTH	65	12.69	20m
Cathy ORELLI	55	12.78	23m
Adam GREGORY	32	13.50	Scr
Maggie ARMSTRONG	54	15.53	22m
Tony BRADFORD	77	15.84	29m
Michael ORELLI	72	17.31	25m

**1500 Metres**

Pat SCUTELLA	40	5.19
Adam GREGORY	32	6.05
Jasmine ORELLI	INV	6.43
David JONES	66	6.53
Andrea DRAPER	40	7.31
Michael ORELLI	72	7.50
Stephen BARKER	73	8.13

**400 Metres**

Gavin WHITE	43	59.60
Richard SHORTT	45	59.65
John COOPER	64	69.78
Joe DILWORTH	65	77.13
Cathy ORELLI	55	80.19
David JONES	66	88.78
Michael ENNIS	63	89.12
Jasmine ORELLI	INV	91.22
Maggie ARMSTRONG	54	108.53
Stephen BARKER	73	166.47

I have an EpiPen. My friend gave it to me when he was dying, it seemed very important to him that I have it.

**ABERFELDIE 15 MARCH 2017 cont****2000 Metres**

Trevor HAWKSWORTH	70	11.20	
Cheryl BEVERIDGE	52	11.59	
Michael ORELLI	72	12.30	
Andrea DRAPER	40	12.45	
Peter BLACK	62	13.58	
Maggie ARMSTRONG	54	14.14	
Alice LE	INV	16.11	
Lynn O'DEA	61	19.24	walk

**4000 Metres**

Pat SCUTELLA	40	16.11	
Adam GREGORY	32	17.38	
Brian O'DEA	62	19.40	
John DEAN	72	25.08	
Bill RISTEVSKI	52	25.08	

**3000 Metres**

Stephen BARKER	73	19.31	
----------------	----	-------	--

**ABERFELDIE 22 MARCH 2017****90 Metres**

Gavin WHITE	43	11.12	
Richard SHORTT	45	12.00	
Joe DILWORTH	65	13.41	
John COOPER	64	14.09	
Cathy ORELLI	55	15.06	
Alice LE	30	15.94	
Maggie ARMSTRONG	54	17.16	
John HOWES	81	18.25	

**800 Metres**

Richard SHORTT	45	2.30	
Pat SCUTELLA	40	2.31	
Levi DRAPER	INV	3.10	
Jasmine ORELLI	INV	3.19	
Michael ENNIS	63	3.33	
Alice LE	30	3.37	
Andrea DRAPER	40	3.40	
Declan O'TOOLE	65	3.50	
Stephen BARKER	73	4.00	
Michael ORELLI	72	4.38	

**200 Metres**

Gavin WHITE	43	23.75	
Alice LE	30	38.53	
Jasmine ORELLI	INV	38.79	
Michael ORELLI	72	40.40	
John HOWES	81	42.25	
Declan O'TOOLE	65	42.42	
Stephen BARKER	73	65.34	

**3000 Metres**

Shane DRAPER	43	12.48	
Alfred LENDVAI	63	15.54	
Michael ENNIS	63	16.10	
Cheryl BEVERIDGE	52	17.51	
Mark SIMMONS	55	18.05	
Michael ORELLI	72	18.22	
Declan O'TOOLE	65	18.47	
Maggie ARMSTRONG	54	20.46	

**5000 Metres**

Pat SCUTELLA	40	19.54	
Brian O'DEA	62	24.13	
Doug STOKES	64	27.36	
Stephen BARKER	73	27.38	
Trevor HAWKSWORTH	70	28.49	

**ABERFELDIE 22 MARCH 2017 cont****4600 Metres**

John DEAN	72	27.39	
-----------	----	-------	--

**ABERFELDIE 29 MARCH 2017****100 Metres**

Gavin WHITE	43	12.14	
Richard SHORTT	45	12.82	
Joe DILWORTH	65	15.37	
Cathy ORELLI	55	16.58	
Maggie ARMSTRONG	55	19.85	
Bella WHITE	INV	20.04	
Lachie SHORTT	INV	38.00	
AlexWHITE	INV	40.60	

**1200 Metres**

Levi Draper	INV	5.04	
Jasmine ORELLI	INV	5.34	
Andrea DRAPER	40	6.04	
Declan O'TOOLE	65	6.08	
Michael ORELLI	73	6.33	
Michael ENNIS	64	6.35	
Stephen BARKER	73	7.37	

**400 Metres**

Richard SHORTT	45	59.72	
Gavin WHITE	43	61.34	
Joe DILWORTH	65	82.58	
Cathy ORELLI	55	85.61	
Jasmine ORELLI	INV	95.88	
Stephen BARKER	73	153.13	

**2000 Metres**

Tim Byrne	64	8.02	
Christine WOOLLEY	57	8.47	

**4000 Metres**

Alfred LENDVAI	63	21.24	
Trevor HAWKSWORTH	70	21.40	
Doug STOKES	64	22.34	
Declan O'TOOLE	65	22.46	
John DEAN	72	23.17	
Stephen BARKER	73	24.08	



**COBURG 2 MARCH 2017****100m**

Michael CARNEY		13.78
Colin HICKIE	32	14.33
Stephen RUSSELL	57	14.60
Francis BRADLEY	61	20.20
Michelle SPORTON	51	22.94
Bernie LEDDIN	69	23.48
Bruce GIBBS	68	26.59
Ken CARTER	64	38.59

**1500m**

Colin HICKIE	32	5.52
Michael MEANEY	61	6.28
Brian DELANEY	63	6.31
Gary O'DWYER	57	7.03
Fiona ELY	47	7.16
Maria BARBETTI	51	7.22
Francis BRADLEY	61	8.35
Donna ELMS (W)	55	8.36
Rob DAVEY (W)	77	12.27
Bernie GOGGIN	79	13.30
Ken CARTER	64	14.38

**400m**

Benjamin KENNEDY	17	1.11
Gary O'DWYER	57	1.13
Brian DELANEY	63	1.25
Rob DAVEY	77	2.24
Michelle SPORTON	51	2.36
Ken CARTER	64	3.45

**3km**

Carl KENNEDY	51	11.24
Fraser MURRAY	45	11.44
Francis BRADLEY	61	19.31
Donna ELMS (W)	55	19.34
Ken CARTER	64	31.18

**5km**

Colin HICKIE	32	21.45
Gary O'DWYER	57	24.19
Michael MEANEY	61	24.52
Maria BARBETTI	51	27.21

**COBURG 9 MARCH 2017****80m**

Bernie LEDDIN	69	14.09
---------------	----	-------

**90m**

Colin HICKIE	32	13.38
--------------	----	-------

**1000m**

Colin HICKIE	32	3.41
Gary O'DWYER	57	4.00
Brian DELANEY	63	4.09
Michael MEANEY	61	4.22
Maria BARBETTI	51	4.35
Fiona ELY	47	4.37
Francis BRADLEY	61	5.30
Donna ELMS (W)	55	5.59
Bernie GOGGIN	79	8.13

**200m**

Colin HICKIE	32	30.85
Gary O'DWYER	57	31.00
Michael MEANEY	61	34.68
Bernie LEDDIN	69	36.25
Brian DELANEY	63	36.94
Francis BRADLEY	61	41.30

**COBURG 9 MARCH 2017 cont****2km**

Fiona ELY	47	10.08
Francis BRADLEY	61	12.51
Donna ELMS (W)	55	13.11
Rob DAVEY (W)	77	17.02

**2.8km**

Colin HICKIE	32	13.40
--------------	----	-------

**4km**

Fraser MURRAY	45	17.45
Gary O'DWYER	57	19.36
Michael MEANEY	61	20.08
Maria BARBETTI	51	22.14

**COBURG 16 MARCH 2017****110m**

Bernie LEDDIN	69	19.08
Francis BRADLEY	61	20.74
Bruce GIBBS	68	24.66
Michelle SPORTON	51	25.82
Rob DAVEY	77	35.97
Ken CARTER	64	47.11

**800m**

Brian DELANEY	63	3.11
---------------	----	------

**1200m Walk**

Donna ELMS	55	7.08
Bernie GOGGIN	79	9.44
Rob DAVEY	77	9.56
Ken CARTER	64	13.43

**1600m**

Gary O'DWYER	57	7.11
Michael MEANEY	61	7.35
Maria BARBETTI	51	7.45
Fiona ELY	47	7.57

**300m**

Stephen RUSSELL	57	50.10
Michael MEANEY	61	56.64
Brian DELANEY	63	59.55
Bernie LEDDIN	69	1.00.1
Michelle SPORTON	51	1.50.3

**2.4km**

Fraser MURRAY	45	9.14
Francis BRADLEY	61	14.26
Donna ELMS (W)	55	14.57
Ken CARTER	64	27.55

**4km**

Gary O'DWYER	57	18.45
Michael MEANEY	61	19.13
Maria BARBETTI	51	21.24

## COBURG 23 MARCH 2017

### 80m

Stephen RUSSELL	57	11.85
Ethan O'NEILL (100m)	16	13.04
Bernie LEDDIN	69	13.80
Francis BRADLEY	61	14.46
Bruce GIBBS	68	15.22
Michael WHIMPEY	63	16.51
Michelle SPORTON	51	18.75
Ken CARTER	64	33.20

### 1200m

Michael MEANEY	61	5.44
Maria BARBETTI	51	5.58
Michael WHIMPEY	63	6.00
Donna ELMS (W)	55	6.57
Rob DAVEY (W)	77	9.50
Ken CARTER	64	13.04

### 3km

Carl KENNEDY	51	11.54
Michael MEANEY	61	14.54
Maria BARBETTI	51	15.29
Donna ELMS (W)	55	18.39
Francis BRADLEY	61	19.02
Ken CARTER	64	38.06

### 5km - 23/03/2017

Fraser MURRAY	45	21.01
---------------	----	-------

### 3 x 100m Teams Championship

Bernie LEDDIN	69	
Ethan O'NEILL	16	
Maria BARBETTI	51	50.17

Brian DELANEY	63	
Bruce GIBBS	68	
Francis BRADLEY	61	55.99

Carl KENNEDY	51	
Stephen RUSSELL	57	
Rob DAVEY	77	1.02.9

Michael MEANEY	61	
Ken CARTER	64	1.12.5

## COBURG 30 MARCH 2017

### 100m Teams Championship

#### Heat: 1

Francis BRADLEY	61	17.27
Maria BARBETTI	51	17.57
Bruce GIBBS	68	18.74
Maegan KERR	45	19.20
Michelle SPORTON	51	22.66
Ken CARTER	64	40.21

#### Heat: 2

Ethan O'NEILL	16	13.22
Stephen RUSSELL	57	14.47
Michael MEANEY	61	15.20
Fraser MURRAY	45	15.49
Brian DELANEY	63	16.50
Fiona ELY	47	16.82
Bernie LEDDIN	69	17.15

### 1000m

Francis BRADLEY	61	7.44
Bernie GOGGIN	79	7.54
Ken CARTER	64	11.11

### 1600m

Fraser MURRAY	45	6.20
Maria BARBETTI	51	7.55

### 500m

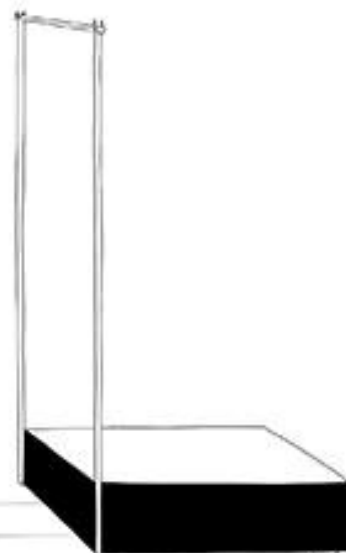

Fraser MURRAY	45	1.29.2
Stephen RUSSELL	57	1.29.7
Brian DELANEY	63	1.50.3
Fiona ELY	47	1.58.9
Bruce GIBBS	68	2.44.5
Michelle SPORTON	51	3.48.8
Ken CARTER	64	5.21.8

### 2km

Francis BRADLEY	61	12.42
Ken CARTER	64	25.21

### 4km

Michael MEANEY	61	18.49
Maria BARBETTI	51	21.38



**COLLINGWOOD 7 MARCH 2017****200 Metres**

			Time
1	GERO Peter	28	27.0
2	HORN Michael	64	32.8
3	LEDDIN Bernie	69	37.2
4	HERBSTREIT Herbie	64	43.2

**400 Metres**

			Time
1	GERO Peter	28	1:04
2	WINNEN Ian	55	1:06
3	GURTLER Markus	45	1:06
4	APONTE Luis	65	1:15

**5 Km.**

			Time
1	WINDSOR Wes	72	26:15
2	PARDY Carmel	48	28:02
3	SMITH Donna	45	28:15
4	LEDDIN Bernie	69	30:25
5	FABRE Sofie	47	30:37
6	HORN Michael	64	31:01
7	DROSDOWSKY Wasyl	66	31:59
8	LEWIS Rob	69	32:07
9	BAYLEY Rod	70	34:00
10	HERBSTREIT Herbie	64	34:14
11	BRAIN Glenyse	71	43:46
12	WOOD Sue	62	43:46

**8.2 Km.**

			Time
1	GURTLER Markus	45	35:51
2	WINNEN Ian	55	40:25
3	APONTE Luis	65	42:11
4	HEJTMANEK Jim	52	42:24
5	DUNNING Robert	59	43:21
6	HOPKINS Jim	67	44:31
7	POCOCK John	74	46:55
8	BELL Gary	63	54:19

**COLLINGWOOD 14 MARCH 2017****100 Metres**

			Time
1	GERO Peter	28	12.5
2	WINNEN Ian	55	13.4
3	APONTE Luis	65	14.1
4	LEDDIN Bernie	69	15.8
5	LEWIS Rob	69	16.1
6	HERBSTREIT Herbie	65	16.9

**400 Metres**

		Clock	Start	Net T	
<b>Heat 1</b>					
1	DROSDOWSKY Wasyl	66	93.2	10.0	83.2
2	ADRIEN Gerard	56	96.4	29.0	67.4
3	DELBRIDGE Adam	45	97.8	36.0	61.8
4	Mc.MAHON Tim	59	105.6	16.0	89.7
5	LEDDIN Bernie	69	106.2	24.0	82.2
6	HERBSTREIT Herbie	65	106.9	4.0	102.9
<b>Heat 2</b>					
1	HOWDEN Keith	71	91.3	13.0	78.3
2	APONTE Luis	65	94.8	24.0	70.8
3	HEJTMANEK Jim	52	98.4	30.0	68.4
4	FABRE Sofie	47	101.1	17.0	84.1
5	LEWIS Rob	69	116.2	6.0	110.2
<b>Heat 3</b>					
1	HORN Michael	64	92.3	16.0	76.3
2	DELBRIDGE Xavier	Inv	93.8	8.0	85.8
3	GERO Peter	28	95.1	29.0	66.1
4	WINNEN Ian	55	100.3	32.0	68.3
5	HOPKINS Jim	67	103.8	20.0	83.8

**COLLINGWOOD 14 MARCH 2017 cont****Final**

1	HOWDEN Keith	71	87.4	15.0	72.4
2	DELBRIDGE Xavier	Inv	89.6	8.0	81.6
3	DROSDOWSKY Wasyl	66	91.9	10.0	81.9
4	APONTE Luis	65	95.9	24.0	71.9
5	GERO Peter	28	100.8	29.0	71.8
6	DELBRIDGE Adam	45	110.1	36.0	74.1
7	HORN Michael	64	131.9	17.0	114.9

**Time Trial**

			Time	Laps	Pace
1	WINNEN Ian	55	15:13	9	4:14
2	APONTE Luis	65	15:30	9	4:18
3	HEJTMANEK Jim	52	15:54	9	4:25
4	HOPKINS Jim	67	16:23	9	4:33
5	Mc.MAHON Tim	59	15:13	8	4:45
6	ADRIEN Gerard	56	15:25	8	4:49
7	PARDY Carmel	49	15:44	8	4:55
8	FIELD Nina	44	15:58	8	4:59
9	GERO Peter	28	16:41	8	5:13
10	FABRE Sofie	47	16:41	8	5:13
11	SMITH Donna	45	16:58	8	5:18
12	BELL Gary	63	15:16	7	5:27
13	LEWIS Rob	69	16:50	7	6:01
14	HERBSTREIT Herbie	65	17:15	7	6:10
15	DROSDOWSKY Wasyl	66	15:38	6	6:31
16	WOOD Sue	62	17:22	6	7:14
17	BRAIN Glenyse	71	17:22	6	7:14
17	POCOCK John	74	10:01	5	5:00
17	CATIONS Les	59	17:49	4	9:00
17	BAYLEY Rod	70	18:16	4	9:00
18	HORN Michael	64	18:16	4	9:00

**COLLINGWOOD 21 MARCH 2017****90 Metres**

			Time
1	GERO Peter	29	12.0
2	KAMEME Troy	30	12.5
3	APONTE Luis	65	14.1
4	LEDDIN Bernie	69	15.6
5	HERBSTREIT Herbie	65	17.4

**1200 Metres**

			Time
1	GERO Peter	29	4:51
2	APONTE Luis	65	4:22
3	HEJTMANEK Jim	52	4:34
4	ADRIEN Gerard	56	5:01
5	HOPKINS Jim	67	5:40

**6 Laps**

			Time
1	APONTE Luis	65	10:01
2	GIBBS Bruce	68	11:09
3	POCOCK John	74	12:39
4	DROSDOWSKY Wasyl	66	13:59
5	HERBSTREIT Herbie	65	14:54
6	BAYLEY Rod	70	16:26
7	BRAIN Glenyse	71	17:29
8	WOOD Sue	63	17:29

**12 Laps**

			Time
1	HEJTMANEK Jim	52	21:14
2	PARDY Carmel	49	23:48
3	DUNNING Robert	59	24:24
4	ADRIEN Gerard	56	24:37
5	HOPKINS Jim	67	26:08
6	FABRE Sofie	48	28:35
7	HORN Michael	64	28:53
8	BELL Gary	63	29:20

**COLLINGWOOD 28 MARCH 2017****100 Metres**

Time

**Heat 1**

1	HOSKINS Dom	25	12.4
2	GERO Peter	29	13.3
3	HOWDEN Keith	71	14.4
4	WINNEN Ian	55	14.7
5	APONTE Luis	65	16.0

**Heat 2**

1	ADRIEN Gerard	56	16.8
2	LEDDIN Bernie	69	17.1
3	ELY Fiona	47	17.3
4	HERBSTREIT Herbie	65	18.8
5	WINDSOR Wes	72	20.1

**1500 M Handicap**

Clock Start Net T

1	HOSKINS Dom	25	8:21	3:18	5:03
2	APONTE Luis	65	8:21	2:44	5:37
3	WINNEN Ian	55	8:43	3:18	5:25
4	HEJTMANEK Jim	52	9:05	3:16	5:49
5	SCHOLES Ron	63	9:05	3:06	5:59
6	HALLETT Matthew	27	9:11	2:38	6:33
7	ADRIEN Gerard	56	9:14	3:00	6:14
8	GERO Peter	29	9:16	3:00	6:16
9	FABRE Sofie	48	9:31	2:24	7:07
10	WINDSOR Wes	72	9:43	2:08	7:35
11	GIBBS Bruce	68	11:24	0:16	11:08

**200 Metres**

Time

**Heat 1**

1	HOSKINS Dom	25	25.0
2	GERO Peter	29	28.8
3	HOWDEN Keith	71	29.8
4	HORN Michael	64	29.8
5	APONTE Luis	65	31.3

**Heat 2**

1	ADRIEN Gerard	56	30.6
2	LEDDIN Bernie	69	35.0
3	ELY Fiona	47	36.6
4	FABRE Sofie	48	39.4
5	HERBSTREIT Herbie	65	40.8

**6 Laps**

Time

1	APONTE Luis	65	10:09
2	SCHOLES Ron	63	10:40
3	HALLETT Matthew	27	11:37
4	PAUL Graeme	63	12:07
5	WINDSOR Wes	72	12:43
6	ELY Fiona	47	12:46
7	DROSDOWSKY Wasyl	66	13:47
8	HORN Michael	64	14:04
9	HERBSTREIT Herbie	65	14:20
10	BRAIN Glenyse	71	17:25
11	WOOD Sue	63	17:27
12	JOHNSTONE Heather	72	18:23

**12 Laps**

Time

1	HEJTMANEK Jim	52	20:38
2	WINNEN Ian	55	20:45
3	HOPKINS Jim	67	22:53
4	ADRIEN Gerard	56	23:32
5	DUNNING Robert	59	24:10
6	POCOCK John	74	25:29
7	FABRE Sofie	48	27:22
8	HALLETT Len	67	28:21
9	BELL Gary	63	28:23
10	BAYLEY Rod	70	32:07

**CROYDON 7 MARCH 2017****1500 METRE WALK**

1	Paul MORITZ	57	9.24
2	Alison THOMPSON	63	9.33
3	Liz WRIGLEY	61	11.25
4	Ron BOYNE	83	11.57
5	Phyllis GOSBELL	78	12.35
6	Lyn BATCHELOR	68	12.53
7	Taylor RILEY	21	12.56
8	Peter SBHOREHER	34	12.56
9	Colin WILLIAMS	67	14.16
10	Gary TURNER	63	14.17
11	Russell SMITH	42	14.17
12	Grant WATSON	69	15.07
13	Barrie WICKS	76	15.47
14	Ron SMITH	68	15.48
15	David BATCHELOR	80	15.50
16	Shannon TINDAL	30	15.50
17	Russ DICKENSON	71	15.51

**60 METRE SPRINT****Heat 1:**

1	Colin WILLIAMS	67	11.4
2	Ron SMITH	68	11.8
3	Tania NEALE	38	12.3
4	Ros DYER	52	12.5
5	Shirley COPPOCK	80	12.9

**Heat 2:**

1	Russell SMITH	42	8.5
2	Peter SCHROETER	34	8.7
3	Russell OAKLEY	77	10.6
4	Andrew FRASER	75	12.6

**Heat 3:**

1	Jess DUX	32	8.0
2	Grant MURFETT	49	8.3
3	Robert STAGG	50	8.5
4	Sheila FANNING	42	8.7
5	Dennis ASPINALL	69	9.0

**3 LAPS RUN N.O.T.**

Clock Nom.

1	Peter SCHROETER	34	5.02	6.00
2	Sheila FANNING	42	5.06	6.30
3	Taylor RILEY	21	5.11	6.10
4	Robert STAGG	50	5.17	6.10
5	Grant MURFETT	49	5.18	5.44
6	Colin WILLIAMS	67	5.28	6.00
7	Jess DUX	32	5.41	4.45
8	Tania NEALE **	38	5.59	6.12
9	Ros DYER	52	6.18	6.55

\*\* Winner - Tania Neale

**500 METRE RUN**

1	Russell SMITH	42	1.32
2	Andrew EGGINTON	55	1.33
3	Dennis ASPINALL	69	1.43
4	Peter SCHROETER	34	1.49
5	Sheila FANNING	42	1.50
6	Jess DUX	32	1.50
7	Robert STAGG	50	1.57
8	Russell OAKLEY	77	2.00
9	Colin WILLIAMS	67	2.13
10	Ros DYER	52	2.27
11	Ron SMITH	68	2.47

**CROYDON 7 MARCH 2017 cont****8 LAPS RUN/WALK**

1	PeterSCHROETER	34	15.22
2	Taylor RILEY	21	17.18
3	Tania NEALE	38	18.48
4	Ros DYER	52	18.58
5	Alison THOMPSON	63	19.53
6	Paul MORITZ (Walk)	57	21.12

Also:

Lyn BATCHELOR(3 laps walk)	68	10.44
Ron BOYNE (5 laps run)	83	13.14
Phyllis GOSBELL (5 laps walk)	78	16.49

**DISCUS THROW**

Metres

Andrew EGGINTON	55	32.92
Tania NEALE	38	18.65
Russ DICKENSON	71	16.88
Andrew FRASER	75	16.42
George SIMONS	81	16.20
Allan WOOD	79	12.22
Shannon TINDAL	30	10.75

**CROYDON 14 MARCH 2017****4 LAPS WALK**

1	Alison THOMPSON	64	9.57
2	Shannon TINDAL	30	11.15
3	Paul MORITZ	57	11.17
4	Liz WRIGLEY	61	12.15
5	Lyn BATCHELOR	68	13.05
6	Ron BOYNE	83	13.08
7	Phyllis GOSBELL	78	14.05
8	Alana BURNIE	35	15.15
9	Taylor RILEY	21	15.15
10	Peter SCHROETER	34	15.16
11	Grant WATSON	69	15.27
12	Gary TURNER	63	15.29
13	Barrie WICKS	76	15.49
14	Ros DYER	52	16.06
15	Colin WILLIAMS	67	16.07
16	Cec McKEOWN	77	16.17
17	Dennis ASPINALL	69	16.18
18	Ron SMITH	68	16.57

**80 METRE SPRINT****Heat 1:**

1	Cec McKEOWN	77	15.2
2	Ron SMITH	68	16.0
3	Shirley COPPOCK	80	16.2
4	Ros DYER	52	16.7

**Heat 2:**

1	Peter SCHROETER	34	11.3
2	Taylor RILEY	21	12.5
3	Alana BURNIE	35	13.1
4	Colin WILLIAMS	67	15.7

**Heat 3:**

1	Jess DUX	32	10.9
2	Michael WILLEY	40	11.1
3	Grant MURFETT	49	11.3
4	Robert STAGG	50	11.4
5	Sheila FANNING	42	11.8

**CROYDON 14 MARCH 2017 cont****1 MILE RUN**

1	Michael WILLEY	40	6.55
2	Peter SCHROETER	34	7.07
3	Sheila FANNING	42	7.15
4	Robert STAGG	50	7.22
5	Taylor RILEY	21	7.59
6	Colin WILLIAMS	67	8.08
7	Cec McKEOWN	77	8.35
8	Ros DYER	52	8.54
9	Alesha STAGG	20	8.58
10	Alana BURNIE	35	9.09

**300 METRE RUN**

1	Andrew EGGINTON	55	45.40
2	Grant MURFETT	49	45.10
3	Jess DUX	32	46.25
4	Sheila FANNING	42	52.18
5	Robert STAGG	50	54.13
6	Cec McKEOWN	77	66.09
7	Robert STAGG	50	70.69
8	Colin WILLIAMS	67	82.25
9	Ron SMITH	68	82.57

**LONG JUMP**

Jess DUX	32	3.95
Peter SCHROETER	34	3.87
Michael WILLEY	40	3.43
Alana BURNIE	35	3.18
Ros DYER	52	2.50

**14 LAPS MAXIMUM RUN**

Laps

Michael WILLEY (Run)	40	26.29	14
Andrew TUNNE (Run)	58	27.31	14
Geoff ARNOTT (Run)	68	27.56	12
Taylor RILEY (Run)	21	29.17	12
Al WILLEY (Run)	78	26.50	11
Ros DYER (Run)	52	27.37	11
Alison THOMPSON (Walk)	64	28.08	11
Paul MORITZ (Walk)	57	27.23	10
Phyllis GOSBELL (Walk)	78	26.42	7
Gary TURNER (Walk)	63	27.58	7
Cec McKEOWN (Walk)	77	27.58	7

Also:

Colin WILLIAMS (Run)	67	8.06	4
Russ DICKENSON (Walk)	71	11.34	4
Ron BOYNE (Run)	83	12.35	5

**CROYDON 21 MARCH 2017****3 LAPS WALK**

1	Alison THOMPSON	64	7.14
2	Gunther ILGOUTZ	78	7.22
3	Paul MORITZ	57	7.45
4	Ron BOYNE	83	9.31
5	Lyn BATCHELOR	68	9.38
6	Phyllis GOSBELL	78	10.21
7	Ron CRACKNELL	70	10.50
8	Russ DICKENSON	71	10.51
9	Grant WATSON	69	11.27
10	Dennis ASPINALL	69	11.56
11	Cec McKEOWN	77	11.57
12	Barrie WICKS	76	12.08
13	Ron SMITH	68	12.59



**CROYDON 21 MARCH 2017 cont****100 METRE SPRINT**

1	Grant MURFETT	49	13.5
2	Robert STAGG	50	13.9
3	Michael WILLEY	41	14.1
4	Sheila FANNING	42	14.4
5	Russell OAKLEY	77	17.3
6	Cec McKEOWN	77	17.9
7	Ron SMITH	68	21.7

**1500 METRE RUN**

1	Grant MURFETT	49	5.57
2	Michael WILLEY	41	6.15
3	Sheila FANNING	42	6.37
4	Robert STAGG	50	6.46
5	Ron CRACKNELL	70	7.31
6	Cec McKEOWN	77	7.50
7	Ros DYER	52	7.53

**400 METRE RUN**

1	Grant MURFETT	49	1.07
2	Michael WILLEY	41	1.20
3	Russell OAKLEY	77	1.26
4	William COSTIN	23	1.40
5	Cec McKEOWN	77	1.53
6	Ros DYER	52	1.55
7	Ron SMITH	68	1.59
8	Colin WILLIAMS	67	1.59

**1 OR 3 KM WALK****1 km:**

1	Cec McKEOWN	77	7.28
2	Grant WATSON	69	7.29
3	Lyn BATCHELOR	68	8.44

**3 km:**

	Alison THOMPSON	64	20.05
	Paul MORITZ	57	20.05

**1, 3 OR 5 KM RUN****1 km:**

1	Robert STAGG	50	5.07
2	Colin WILLIAMS	67	5.18
3	Ron BOYNE	83	6.04
4	Al WILLEY	78	6.26

**3 km:**

	Michael WILLEY	41	14.30
--	----------------	----	-------

**5 km:**

1	Ron CRACKNELL	70	27.20
2	Ros DYER	52	28.49

**CROYDON 28 MARCH 2017****1200 METRE HANDICAP WALK**

		Clock	Actual
1	Taylor RILEY	21	9.24
2	Alison THOMPSON	64	9.48
3	Andrew EGGINTON	55	9.49
4	Gunther ILGOUTZ	78	10.02
5	Paul MORITZ	57	10.06
6	Ron BOYNE	83	10.14
7	Shannon TINDAL	30	10.25
8	Grant WATSON	69	10.27
9	Julie CHALLEN	59	10.43
10	Alana BURNIE	35	10.46
11	Liz WRIGLEY	61	11.06
12	Phyllis GOSBELL	78	11.23
13	Karen ARCHER	54	11.25
14	Cec McKEOWN	77	11.26
15	Barrie WICKS	76	11.59

**CROYDON 28 MARCH 2017 cont**

16	Gary TURNER	63	12.16	11.16
17	Kevin McLAUHLAN	73	12.55	12.55
18	David BATCHELOR	80	12.55	12.55

**110 METRE SPRINT****Heat 1:**

1	Alana BURNIE	35	17.9
2	Russell OAKLEY	77	19.0
3	Cec McKEOWN	77	20.2
4	Shirley COPPOCK	81	24.1

**Heat 2:**

1	Robert STAGG	50	15.1
2	Andrew EGGINTON	55	16.4
3	Tony DELL	54	16.7
4	Taylor RILEY	21	17.0

**800 METRE RUN**

1	Andrew EGGINTON	55	3.03
2	Tony DELL	54	3.22
3	Taylor RILEY	21	3.23
4	Shannon TINDAL	30	3.32
5	Robert STAGG	50	3.32
6	Cec McKEOWN	77	4.02
7	Alana BURNIE	35	4.03

**200 METRE SPRINT**

1	Robert STAGG	50	31.0
2	Tony DELL	54	34.8
3	Russell OAKLEY	77	36.3
4	Cec McKEOWN	77	37.5
5	Alana BURNIE	35	38.0
6	Andrew EGGINTON	55	38.3

**2 KM WALK**

1	Paul MORITZ	57	13.29
2	Julie CHALLEN	59	15.55
3	Lyn BATCHELOR	68	16.38
4	Grant WATSON	69	22.23
5	Kevin McLAUHLAN	73	22.28
6	Cec McKEOWN	77	22.30
	Phyllis GOSBELL (3 laps)	78	10.21

**2, 4 OR 6 KM RUN****2 km:**

1	Taylor RILEY	21	10.20
2	Geoff ARNOTT	68	11.38
3	Ron BOYNE	83	12.30
4	Alana BURNIE	35	12.56
5	Al WILLEY	78	13.10

**4 km:**

1	Shannon TINDAL	30	21.32
2	Tony DELL	54	21.33
3	Andrew EGGINTON	55	21.33
4	Alison THOMPSON	64	23.29

**6 km:**

1	Andrew TUNNE	58	33.33
---	--------------	----	-------

**DONCASTER 6 MARCH 2017****1200 Metres**

Matt Hughes	41	4.25.6
Gary Zuccala	54	4.26.7
Jeffrey Sim	54	5.32.4
Marla Trautman	44	9.45.7

**100 Metres****heat 1**

Janine James	69	16.95
Emily Scholes	10	19.05
Kay Burnie	64	19.35
Don McLean	83	20.12 (ven record)
Greg Champion	62	20.24

**heat 2**

Matt Hughes	41	13.2
Phil Rosevear	67	14.0
Graham Ford	67	14.1

**600 Metres (NOST)**

Jeffrey Sim	(-0.15)	2.34.58	(2.19.58)	DQ
Antony Gottlieb	(-0.30)	2.43.17	(2.13.17)	DQ
Gary Zuccala	(-1.00)	3.00.00	(2.00.00)	winner
Matt Hughes	(-0.55)	3.00.18	(2.05.18)	
Anthony Paige	(-1.15)	3.02.75	(1.47.75)	

**200 Metres**

Anthony Paige	33	28.76
Matt Hughes	41	29.84
Graham Ford	67	30.80
Phil Rosevear	67	30.92
Janine James	69	38.16
Emily Scholes	10	40.84

**2000 Metres**

Emily Scholes	10	3.57.9	(800 metres)
Gary Zuccala	54	8.29.8	
Matt Hughes	41	9.43.2	
Marla Trautman	44	9.44.1	(1200 metres)

**DONCASTER 13 MARCH 2017****Doncaster 800 (NOST)**

Katrina Philip	(-0.20)	3.55.88	(3.35.88)	DQ
Jeffrey Sim	(-0.45)	3.58.05	(3.13.05)	winner
Elizabeth Grover	(-0.45)	4.03.54	(3.18.54)	
Gary Zuccala	(-1.23)	4.05.85	(2.42.85)	

**100 Metres**

Ken Bruce	65	14.16
Gary Zuccala	54	15.36
Janine James	69	16.84
Kay Burnie	64	19.56
Gloria DeZwart	80	22.04
Carolyn Aughey	74	22.52
Marla Trautman	44	30.04

**300 Metres**

Graham Ford	67	50.00
David McConnell	64	51.08 (hurdles)
Jeffrey Sim	54	59.48
Gary Zuccala	54	61.20
Katrina Philip	55	69.82

Marla Trautman	44	1.52.1
----------------	----	--------

**150 Metres**

Ken Bruce	65	21.29
Anthony Paige	33	22.20 (165 metres)
Janine James	69	26.71

**DONCASTER 13 MARCH 2017 cont**

Don McLean	83	30.36	(venue record)
Kay Burnie	64	30.82	
Carolyn Aughey	74	34.52	

**3000 Metres**

Gary Zuccala	54	12.17.0
Stephen Brennan	65	13.01.3
Elizabeth Grover	53	13.49.4
Katrina Philip	55	15.51.0

**400 Metres**

David McConnell	64	64.6
Anthony Paige	33	65.9 (430 metres)

**DONCASTER 20 MARCH 2017****1000 Metres**

Matt Hughes	41	3.43.6
Stephen Brennan	65	4.05.8
Jeffrey Sim	54	4.08.0
Elizabeth Grover	53	4.11.3
Katrina Philip	55	4.35.9

**100 Metres**

Matt Hughes	41	13.20
Ken Bruce	65	13.58
David McConnell	64	14.04
Graham Ford	67	14.92
Greg Champion	62	16.72
Janine James	69	16.93
Carolyn Aughey	74	22.93

**400 Metres**

David McConnell	64	65.7
Jeffrey Sim	54	78.6
Greg Champion	62	92.3
Katrina Philip	55	93.8

**200 Metres**

Matt Hughes	41	27.32
Ken Bruce	65	28.12 (venue record)
David McConnell	64	30.44
Graham Ford	67	31.96
Janine James	69	36.80
Carolyn Aughey	74	48.48

**2000 Metres**

Elizabeth Grover	3	9.01.9
Matt Hughes	41	9.57.4
Katrina Philip	55	10.29.1

**DONCASTER 27 MARCH 2017****100 Metres**

Graham Ford	67	14.4
Gary Zuccala	54	14.5
Phil Rosevear	67	14.7
Jeffrey Sim	54	16.9
Marla Trautman	44	28.5

**200 Metres**

Phil Rosevear	67	31.5
---------------	----	------

**600 Metres (NOST)**

Marla Trautman	(scratch)	DQ
Jeffrey Sim	(-2.30)	DQ
Matt Scholes	(-3.00)	4.58.9 (1.58.9) winner

**3000 Metres**

Gary Zuccala	54	11.49.0
--------------	----	---------

**EAST BURWOOD 2 MARCH 2017****60 METRE SPRINT****Heat 1:**

1	Paul DURRANT	55	8.3
2	Travis MOORE	34	8.5
3	Glenn McLEAN	52	8.9
4	George DEMETRIOU	35	9.1
5	Fred BISSETT	34	9.7
6	Allan WOOD	79	12.6

**Heat 2:**

1	Louise McLEAN	52	9.8
2	Eric PANTHER	78	10.1
3	Leo COFFEY	87	11.7
4	Andrew FRASER	75	14.5
5	Lloyd NICHOLS	75	16.2

**Heat 3:**

1	Evan THOMSON	42	7.8
2	Andrew WATTS	61	9.1
3	Tracey CARPENTER	50	9.7
4	Melanie BISSETT	41	10.8
5	Scott TEMPANY	50	12.8

**1000 METRE RUN N.O.T.**

1	Travis MOORE	34	3.59	3.55
2	Ashley RYAN	62	4.05	3.59
3	Sam DEFANIS	68	4.18	4.45
4	Janet HOLMES	63	4.18	4.23
5	Bob HENDERSON	70	4.23	4.30
6	Liz EASTWOOD	47	4.28	4.35
7	Michael RICHARDS	65	4.32	4.45
8	George DEMETRIOU	35	4.48	5.00
9	Rob BAULCH **	69	5.44	5.45

\*\* Winner - Rob Baulch

**800 METRE HANDICAP WALK**

		Clock	Actual	
1	Allan WOOD	79	7.18	6.18
2	Melanie BISSETT	41	7.18	5.23
3	Gordon ONLEY	82	7.21	6.26
4	Phyllis GOSBELL	78	7.24	6.24
5	Brian TAIT	75	7.28	6.18
6	Bob LEWIS	89	7.32	7.12
7	Leo WATSON	75	7.32	5.42
8	Grant WATSON	69	7.35	7.00
9	Scott TEMPANY	50	7.37	7.37
10	Peter BATTRICK	73	7.39	6.44
11	Eddy STACK	82	7.44	7.44
12	Liz EASTWOOD	47	7.45	5.45

**2 KM WALK 2.3.2017**

1	Bob LEWIS	89	12.07
---	-----------	----	-------

**100 METRE HANDICAP****GWEN DAVIDSON MEM. HEAT 4****Heat 1:**

				H'cpMtrs
1	Melanie BISSETT	41	13.4	25
2	Fred BISSETT	34	13.6	15
3	Travis MOORE	34	13.8	0
4	Glenn McLEAN	52	14.1	6
5	Leo WATSON	75	14.3	28
6	Louise McLEAN	52	14.7	11
7	Lloyd NICHOLS	75	15.0	54
8	Shirley COPPOCK	80	15.2	35
9	George DEMETRIOU	35	15.3	5

**Heat 2:**

1	Scott TEMPANY	50	12.3	35
2	Andrew WATTS	61	12.8	Plus 1
3	Hawley THOMAS	78	13.1	7
4	Stephen DAY	46	13.3	8

**EAST BURWOOD 2 MARCH 2017 cont**

5	Leo COFFEY	87	13.5	27
6	Andrew FRASER	75	13.8	21
7	Tracey CARPENTER	50	14.1	15

**3 KM SPIRAL HANDICAP RUN**

		Clock	Actual	
1	Stephen DAY	46	16.29	13.34
2	Ashley RYAN	62	16.40	13.25
3	Geoff WHEELER	61	16.41	13.51
4	Sam DEFANIS	68	16.53	13.43
5	Rob BAULCH	69	17.35	17.35
6	Travis MOORE	34	17.39	13.34
7	Michael RICHARDS	65	17.44	13.29
8	Liz EASTWOOD	47	19.05	16.30
9	Bob HENDERSON	70	19.19	15.24
10	Annette PELGRIM	62	20.30	18.00

**JAVELIN THROW AGE GRADED****MANAGER'S PENTATHLON**

			Age %
Andrew WATTS	61	35.30	54.17
Evan THOMSON	42	32.13	38.05
Paul DURRANT	55	27.55	39.33
Allan WOOD	79	21.62	50.19
Toni MATTERS	49	20.46	39.11
Lew JENKINS	72	19.13	35.80
Andrew FRASER	75	15.60	31.84
Fred BISSETT	34	15.05	15.81
Tracey CARPENTER	50	14.80	27.66
Ashley RYAN	62	14.72	23.08
Jack FREDRICKSON	78	13.41	30.09
Brian TAIT	75	11.82	24.12
Leo COFFEY	87	10.07	29.99
Scott TEMPANY	50	8.91	11.57
Melanie BISSETT	41	6.06	9.31

**200 METRE SPRINT AGE GRADED****MANAGER'S PENTATHLON****Heat 1:**

			Age %	
1	Glenn McLEAN	52	32.0	71.03
2	Louise McLEAN	52	35.6	73.06
3	Allan WOOD	79	39.5	75.62
4	Leo COFFEY	87	44.5	82.00
5	Lloyd NICHOLS	75	93.0	30.00

**Heat 2:**

1	Fred BISSETT	34	33.7	58.99
2	Tracey CARPENTER	50	34.8	73.16
3	Andrew FRASER	75	37.6	74.20
4	Janet HOLMES	63	39.5	73.77
5	Brian TAIT	75	55.3	50.45

**Heat 3:**

1	Ashley RYAN	62	35.0	69.46
2	Melanie BISSETT	41	38.9	58.84
3	Scott TEMPANY	50	53.6	41.83
4	Jack FREDRICKSON	78	74.3	39.50

**Heat 4:**

1	Evan THOMSON	42	26.3	80.38
2	Andrew WATTS	61	26.8	90.11
3	Paul DURRANT	55	27.9	83.19

I told my girlfriend she drew her eyebrows too high. She seemed surprised.

My wife told me I had to stop acting like a flamingo. So I had to put my foot down.

I bought some shoes from a drug dealer. I don't know what he laced them with, but I've been tripping all day.

**EAST BURWOOD 16 MARCH 2017****60 METRE SPRINT****Heat 1:**

1	Melanie BISSETT	41	10.7
2	Leo COFFEY 87	11.4	
3	Shirley COPPOCK	80	12.5
4	Gordon ONLEY	82	14.4
5	Lloyd NICHOLS	75	26.4

**Heat 2:**

1	Glenn McLEAN	52	8.8
2	Louise McLEAN	52	9.5
3	George DEMETRIOU	35	9.9
4	Tracey CARPENTER	50	10.4

**Heat 3:**

1	Jack DURRANT	20	7.8
2	Paul DURRANT	55	8.4
3	Corey WILLIAMS	27	8.8
4	Travis MOORE	34	9.7
5	Lew JENKINS72	12.8	

**600 METRE RUN**

1	Ashley RYAN 62		
2	Travis MOORE	34	No
3	Glenn McLEAN	52	
4	Michael RICHARDS	65	Times
5	Bob HENDERSON	70	
6	Liz EASTWOOD	47	Available
7	Janet HOLMES	63	
8	Melanie BISSETT	41	

**800 METRE HANDICAP WALK**

		Clock	Actual
1	Liz EASTWOOD	47	7.06
2	Grant WATSON	69	7.12
3	Phyllis GOSBELL	78	7.19
4	Brian TAIT	75	7.20
5	Gerald BURKE	77	7.20
6	Gordon ONLEY	82	7.21
7	Liz WRIGLEY	61	7.22
8	Bob LEWIS	89	7.23
9	Leo WATSON	75	7.23
10	Peter BATTRICK	73	7.23
11	Jack FREDRICKSON	78	7.27
12	Eddy STACK	82	7.31
13	Gary TURNER	63	8.06

**100 METRE HANDICAP**

<b>GWEN DAVIDSON MEM. FINAL</b>			H'cpMtrs
1	Paul DURRANT	55	1
2	Stephen DAY	46	8
3	Leo COFFEY	87	27
4	Andrew FRASER	75	22
5	Shirley COPPOCK	80	35
6	Melanie BISSETT	41	24
7	Tracey CARPENTER	50	15
8	Leo WATSON	75	28
9	Lloyd NICHOLS	75	54

**200 METRE SPRINT****Heat 1:**

1	Andrew FRASER	75	
2	Janet HOLMES	63	No
3	Lew JENKINS	72	Times
4	Shirley COPPOCK	80	

**Heat 2:**

1	Glenn McLEAN	52	32.4
2	Louise McLEAN	52	35.8
3	Melanie BISSETT	41	40.0

**EAST BURWOOD 16 MARCH 2017 cont****1600 METRES/2 OR 4 KM RUN****1600 metres:**

1	Bob HENDERSON	70	7.00
---	---------------	----	------

**2 km:**

1	Kath PRESTEGAR	66	12.27
---	----------------	----	-------

**4 km:**

1	Gabor JAKUS	41	16.06
2	Peter RAMSAY	58	16.39
3	Travis MOORE	34	17.41
4	Stephen DAY	46	18.35
5	Michael RICHARDS	65	18.43
6	Geoff WHEELER	61	19.23
7	Liz EASTWOOD	47	20.51
8	Annette PELGRIM	62	21.36

**DISCUS THROW**

Metres

1	Paul DURRANT	55	29.49
2	Jack FREDRICKSON	78	13.74
3	Tracey CARPENTER	50	14.52
4	Toni MATTERS	49	28.82
5	Melanie BISSETT	41	11.66
6	Jack DURRANT	20	21.77
7	Stewart HANDASYDE	65	13.68
8	Lew JENKINS	72	21.19
9	Ashley RYAN	62	21.20
10	Leo WATSON	75	12.41
11	Donna CLARKE	63	13.55

**EAST BURWOOD 23 MARCH 2017****60 METRE SPRINT****Heat 1:**

1	Leo COFFEY	87	11.4
2	Shirley COPPOCK	81	12.4
3	Lew JENKINS	72	13.6
4	Gordon ONLEY	82	13.9
5	Lloyd NICHOLS	75	28.0

**Heat 2:**

1	Glenn McLEAN	52	8.9
2	Corey WILLIAMS	28	9.0
3	Paul DURRANT	55	9.2
4	Stephen DAY	46	9.4
5	Christopher WORSNOP	59	10.5

**800 METRE RUN**

1	Stephen DAY	46	2.58
2	Christopher WORSNOP	59	3.08
3	Bob HENDERSON	70	3.16
4	Liz EASTWOOD	47	3.42

**800 METRE WALK**

1	Christopher WORSNOP	59	5.22
2	Liz EASTWOOD	47	5.48
3	Leo WATSON	75	5.51
4	Brian TAIT	75	6.12
5	Phyllis GOSBELL	78	6.21
6	Gordon ONLEY	82	6.22
7	Gerald BURKE	77	6.41
8	Jack FREDRICKSON	78	7.00
9	Bob LEWIS	89	7.02
10	Peter BATTRICK	73	7.05

**EAST BURWOOD 23 MARCH 2017 cont****400 METRE RUN**

1	Ashley RYAN	62	1.10
2	Stephen DAY	46	1.12
3	Christopher WORSNOP	59	1.22
4	Andrew FRASER	75	1.34
5	Rob BAULCH	69	1.51
6	Leo WATSON	75	1.56
7	Lew JENKINS	72	2.02

**100 METRE SPRINT**

1	Paul DURRANT	55	13.6
2	Stephen DAY	46	14.4
3	Janet HOLMES	63	18.5
4	Lew JENKINS	72	21.4
5	Shirley COPPOCK	81	22.1
6	Lloyd NICHOLS	75	52.8

**2 KM WALK**

1	Brian TAIT	75	16.17
2	Peter BATTRICK	73	20.09
3	Bob LEWIS	89	20.10

**2 OR 6 KM RUN**

1	Bob HENDERSON	70	9.05	2 km
2	Stephen DAY	46	9.54	2 km
3	Liz EASTWOOD	47	9.54	2 km
4	Rob BAULCH	69	11.21	2 km
5	Kath PRESTEGAR	66	12.30	2 km
1	Christopher WORSNOP	59	28.48	6.7k
2	Geoff WHEELER	61	28.55	6.7k
3	Sam DEFANIS	69	29.12	6.7k

**LONG JUMP**

			Metres
	Paul DURRANT	55	3.99
	Tracey CARPENTER	50	3.29
	Leo COFFEY	87	2.19
	Lew JENKINS	72	2.01

**EAST BURWOOD 30 MARCH 2017****60 METRE SPRINT****Heat 1:**

1	Lew JENKINS	72	12.8
2	Leo COFFEY	87	13.6
3	Shirley COPPOCK	81	13.9
4	Horacio DIAZ	72	14.3
5	Gordon ONLEY	82	15.1
6	Lloyd NICHOLS	75	17.3

**Heat 2:**

1	Paul DURRANT	55	8.8
2	Stephen DAY	46	9.5
3	Corey WILLIAMS	28	9.6
4	Tracey CARPENTER	50	10.9
5	Andrew FRASER	75	12.6

**1500 METRE RUN**

1	Stephen DAY	46	6.13
2	Paul EARLE	53	6.15
3	Christopher WORSNOP	59	6.34
4	Liz EASTWOOD	47	7.05
5	Sam DEFANIS	69	7.07

**1200 METRE WALK N.O.T.**

			Clock	Nom.
1	Christopher WORSNOP	59	8.21	7.58
2	Liz EASTWOOD	47	9.04	7.20
3	Leonie GILLIES **	59	9.16	9.15
4	Gordon ONLEY	82	9.52	11.00
5	Phyllis GOSBELL	78	10.05	10.21
6	Peter BATTRICK	73	10.44	10.45
7	Bob LEWIS	89	10.58	11.40
	Jack FREDRICKSON(800Mtrs.)		78 7.03	

\*\* Winner - Leonie Gillies

**3 LAP WALK**

Bob LEWIS	89	11.46
-----------	----	-------

**300 METRE SPRINT N.O.T.**

			Clock	Nom.
1	Paul DURRANT **	55	46.6	45.0
2	Christopher WORSNOP	59	53.4	57.6
3	Stephen DAY	46	54.4	51.0
4	Tracey CARPENTER	50	57.9	55.5
5	Andrew FRASER	75	61.6	57.2
6	Lew JENKINS	72	85.5	

\*\* Winner - Paul Durrant

**100 METRE SPRINT**

1	Corey WILLIAMS	28	13.8
2	Paul DURRANT	55	14.4
3	Stephen DAY	46	15.6
4	Tracey CARPENTER	50	17.5
5	Lew JENKINS	72	21.8
6	Gordon ONLEY	82	26.3
7	Lloyd NICHOLS	75	54.4

**3 KM HANDICAP RUN**

			Clock	Actual
1	Liz EASTWOOD	47	16.53	14.48
2	Christopher WORSNOP	59	17.07	13.37
3	Rob BAULCH	69	17.12	17.12
4	Janet HOLMES	63	17.30	14.55
5	Bob HENDERSON	70	17.40	13.50
6	Stephen DAY	46	17.46	13.36
7	Paul EARLE	61	17.47	13.27
8	Leonie GILLIES	59	17.59	17.14
9	Sam DEFANIS	69	18.19	14.29



**EAST BURWOOD 30 MARCH 2017 cont**

<b>JAVELIN THROW HANDICAP</b>		Metres	Adjusted
Paul DURRANT **	55	26.49	37.09
Toni MATTERS	49	23.62	35.97
Lew JENKINS	72	18.74	35.99
Tracey CARPENTER	50	15.20	35.55
Andrew FRASER	75	14.54	34.59
Jack FREDRICKSON	78	10.89	33.94
Leo COFFEY	87	9.77	36.77

\*\* Handicap Winner - Paul Durrant

**MANAGER'S PENTATHLON RESULTS 2017**

		Events	Points	
1	Paul DURRANT	55	5	286.15
2	Allan WOOD	79	5	269.44
3	Leo COFFEY	87	5	264.64
4	Tracey CARPENTER	50	5	220.77
5	Andrew FRASER	75	4	184.68
6	Jack FREDRICKSON	78	5	173.77
7	Brian TAIT	75	5	168.31
8	Fred BISSETT	34	5	160.35
9	Lew JENKINS	72	4	155.88
10	Toni MATTERS	49	4	152.06
11	Andrew WATTS	61	2	144.28
12	Ashley RYAN	62	3	126.64
13	Melanie BISSETT	41	4	119.53
14	E. THOMPSON	78	2	118.33
15	Scott TEMPANY	50	4	97.26
16	Peter DODGSHUN	64	2	78.95
17	Janet HOLMES	63	1	73.77
18	Louise McLEAN	52	1	73.06
19	Glenn McLEAN	52	1	71.03
20	Jack DURRANT	20	2	70.73
21	Lloyd NICHOLS	75	1	30.00
22	Christine CONTESSOTTO	57	1	23.71

**EAST BURWOOD 9 MARCH 2017****60 METRE SPRINT****Heat 1:**

1	Tracey CARPENTER	50	9.9
2	Shirley COPPOCK	80	12.4
3	Horacio DIAZ	72	13.4
4	Lloyd NICHOLS	75	21.6

**Heat 2:**

1	Glenn McLEAN	52	8.7
2	Jack DURRANT	20	9.0
3	Paul DURRANT	55	9.4
4	Louise McLEAN	52	9.6
5	Leo COFFEY	87	10.7

**800 METRE RUN N.O.T.**

		Clock	Nom.	
1	Travis MOORE	34	2.54	3.15
2	Bob HENDERSON	70	3.17	3.20
3	Janet HOLMES **	63	3.18	3.21
4	Michelle QUAN	47	3.37	3.45
5	Rob BAULCH	69	3.54	4.12

\*\* Winner - Janet Holmes

**600 METRE WALK**

1	Leo WATSON	75	4.12
2	Leonie GILLIES	59	4.19
3	Shirley COPPOCK	80	5.00
4	Peter BATTRICK	73	5.13
5	Grant WATSON	69	5.27
6	Gerald BURKE	77	5.33

**EAST BURWOOD 9 MARCH 2017 cont****4 X 200 METRE RELAY**

1	Glenn McLEAN	52	
	Melissa BUTLER	Inv	
	Janet HOLMES	63	
	Jack DURRANT	20	2.11.5
2	Stephen DAY	46	
	Fred BISSETT	34	
	Michelle QUAN	47	
	Travis MOORE	34	2.11.7
3	Louise McLEAN	52	
	Zac MATTERS	Inv	
	Tracey CARPENTER	50	
	Paul DURRANT	55	2.15.0

**150 METRE SPRINT**

1	Leo COFFEY	87	29.4
2	Shirley COPPOCK	80	33.7
3	Horacio DIAZ	72	38.2
4	Lloyd NICHOLS	75	71.5

**2/4/6 KM RUN/WALK****2 km:**

1	Bob HENDERSON	70	8.48
2	Travis MOORE	34	9.45
3	Kathy PRESTEGAR	66	12.19
4	Leo WATSON (Walk)	75	16.35

**4 km:**

1	Peter RAMSAY	58	16.52
2	Michael RICHARDS	65	18.47
3	Stephen DAY	46	20.02
4	Michelle QUAN	47	21.08
5	Leonie GILLIES	59	24.06

**6 km:**

1	Sam DEFANIS	68	28.30
2	Geoff WHEELER	61	29.59

**SHOT PUT AGE GRADED**

<b>MANAGER'S PENTATHLON</b>		Age	%
Paul DURRANT	55	10.03	55.26
Jack DURRANT	20	8.23	36.26
Toni MATTERS	49	7.95	51.36
Lew JENKINS	72	7.41	44.11
Fred BISSETT	34	7.04	30.45
Tracey CARPENTER	50	6.74	41.32
Allan WOOD	79	6.69	49.70
Brian TAIT	75	5.97	38.84
Jack FREDRICKSON	78	5.68	40.75
Leo COFFEY	87	4.73	49.12

**FRANKSTON 2 MARCH 2017****Frankston - Olivers Hill Stairs Walk**

		Time	Distance ?	
1	John Hallo	74	17.37	2km
2	Graham Kilfoyle	65	17.46	2km
3	Penny Hall	76	18.22	2km
4	Lindsay Beaton	67	20.45	2km
5	Kees Zwynenburg	88	no time	2km
1	John Steward	58	26.15	3km

**Frankston - Olivers Hill Stairs Run**

1	Charlie Mallia	68	12.57	2km
1	Caitlin O'Connell	42	23.01	3km
1	Frances Halton	55	23.01	3km
1	David Dodson	58	19.25	4km
2	Chris Sheedy	48	21.55	4km
3	Claudio Riga	61	21.55	4km
4	Bronwyn Hanns	53	24.03	4km

**FRANKSTON 2 MARCH 2017 cont****Grass Sprint**

1	Chris Sheedy	48	12.00
2	John Steward	58	13.00
3	Claudio Riga	61	14.00
4	Noni Chan	31	15.00
5	Caitlin O'Connell	42	16.00

**FRANKSTON 9 MARCH 2017****110m**

1	Rob Taylor	48	15.18
2	Pramesh Prasad	42	15.28
3	Caitlyn Taylor	Inv	16.09
4	Rhiannon Lester	37	16.77
5	Graham Kilfoyle	65	17.17
6	Alan Radford	65	20.14

**150m**

1	Pramesh Prasad	42	20.65
2	Graham Kilfoyle	65	21.85
3	Mike Hall	78	24.53
4	Alan Radford	65	25.83
5	Ray O'Connor	79	35.44

**800m Walk**

1	Pramesh Prasad	42	3.30
2	Jackie Taylor	70	5.39
3	John Sutton	73	5.49
4	Alan Radford	65	5.57
5	John Hallo	74	5.58
6	Penny Hall	74	6.20
7	Lindsay Beaton	67	6.57

**1000m**

1	Rob Taylor	48	3.38
2	Bronwyn Hanns	53	4.34
3	David Dodson	58	4.49

**1 lap Walk or Run in the Park**

1	John Sutton	73	14.42	W
2	Graham Kilfoyle	65	15.57	W
3	Keez Zwynenburg	88	20.33	W

**2 lap Walk or Run in the Park**

1	Lyn Pimm	56	22.57	W
2	John Hallo	74	24.52	W
2	Jackie Taylor	70	24.52	W
1	Pramesh Prasad	42	18.54	R
2	Rob Taylor	48	19.12	R
3	Bronwyn Hanns	53	21.37	R
4	David Dodson	58	23.51	R
5	Gary Meyer	62	25.36	R
6	Nonie Chan	31	26.22	R

**FRANKSTON 16 MARCH 2017****80m**

1	Rhiannon Lester	37	11.98
2	Graham Kilfoyle	65	12.19

**250m Estimated Time**

	Est time	Clock	Diff		
1	Mike Hall	78	46.00	44.6	-1.40
2	Graham Kilfoyle	65	39.88	37.4	-2.53

**800m Walk**

1	Pramesh Prasad	42	4.00
2	Lyn Pimm	56	6.23
2	John Hallo	74	6.23
4	Lindsay Beaton	67	7.05
5	Kees Zwynenburg	88	7.38

**FRANKSTON 16 MARCH 2017 cont****800m**

1	Rob Taylor	48	2.56
2	Charlie Mallia	68	3.59
3	Caitlin O'Connell	47	4.39
4	Ray O'Connor	79	5.03
4	Frances Halton	55	5.03

**2000m**

1	David Dodson	58	10.46
2	Gary Meyer	62	12.11

**2000m Walk**

1	Pramesh Prasad	42	9.44
2	Lyn Pimm	56	13.59
3	Graham Kilfoyle	65	17.23
4	Keez Zwynenburg	88	20.20

**3200m Walk**

1	John Hallo	74	24.54
---	------------	----	-------

**3600m**

1	Rob Taylor	48	15.26
2	Charlie Mallia	68	20.30
3	Caitlin O'Connell	42	23.09
4	Frances Halton	55	23.13

**FRANKSTON 23 MARCH 2017****100m**

1	Rhiannon Lester	37	14.62
2	Veronica Sheedy	Inv	15.47
3	John Steward	58	15.91

**150m**

1	Mike Hall	78	24.65
2	Rhiannon Lester	37	24.97

**600m Walk**

1	Pramesh Prasad	42	2.38
2	John Hallo	74	4.20
3	John Sutton	74	4.24
4	Lindsay Beaton	67	5.45
5	Kees Zwynenburg	88	5.52
6	Graham Kilfoyle	65	5.53

**600m**

1	Chris Sheedy	48	1.53
2	Rob Taylor	48	2.01
3	John Steward	58	2.15
4	Charlie Mallia	68	2.55
5	David Dodson	58	3.09
6	Caitlin O'Connell	42	3.18
7	Frances Halton	55	3.36

**1 lap Walk or Run in the Park**

1	Veronica Sheedy	Inv	13.36	R
1	John Sutton	73	18.32	W
2	Graham Kilfoyle	65	19.20	W
2	Keez Zwynenburg	88	19.20	W

**2 lap Walk or Run in the Park**

1	Lyn Pimm	56	23.12	W
2	John Steward	58	29.01	W
1	Rob Taylor	48	17.24	R
2	Claudio Riga	61	20.40	R
3	Charlie Mallia	68	21.39	R
4	Bronwyn Hanns	53	21.59	R
5	David Dodson	58	22.37	R
6	Caitlin O'Connell	42	25.19	R
7	Frances Halton	55	25.49	R
7	Gary Meyer	62	25.49	R
9	Ken Taylor	71	27.10	R
10	Jackie Taylor	70	28.50	R

**GEELONG 1 MARCH 2017****Age graded 10,000m**

Tony McRae	42:50	66.03%
Michael Panckridge	47:19	65.76%
Jeff Walker	48:00	74.13%
Robbie Parsons	49:27	
Daryl Hurst	50:08	67.69%
Alan Jenkins	54:03	58.03%
Grant Baensch	56:17	51.41%
Frank Engelsman	57:07	62.30%
Paul Austin	59:22	57.16%
Marie Blood	1:11:49	69.55%

**2000m**

JR Creekmore	05:32
Jack Felix	05:38
Reeghan Hurley	05:56
Stephane Vander Bruggen	07:25
Dave Elward	07:32
Mark Schnyder	07:37
Trevor Grenfell	09:27
John Moore	10:55
Jill Coyte	11:38
Fiona Fitzpatrick	11:39
Fredrerica Barnett	12:19

**100m**

Troy Robertson	15.00
----------------	-------

**GEELONG 8 MARCH 2017****3km Cross Country**

Phil Shay	11:34
Rhys Hamill-Beach	12:14
Peter Lamb	16:40
Jill Coyte	17:50
Dianne Porter	23:20

**5km Cross Country**

Dave Elward	19:58
Sharon Pedersen	22:07
Montana Jones	22:14
Craig Talbot	24:33
Trevor Grenfell	24:33
Frank Engelsman	27:58
Fiona Fitzpatrick	32:01
Vanice Kelly	34:07

**6km Cross Country**

Steve Welsh	29:27
-------------	-------

**8km Cross Country**

Michael Panckridge	36:32
Jeff Walker	37:47
Paul Stewart	38:36
Alan Jenkins	39:58
Daryl Hurst	40:44
Grant Baensch	45:05

**GEELONG 15 MARCH 2017****300m**

Peter Lamb	47.08
Nicholas MacDonald	48.98
Alan Jenkins	65.50

**2000m**

Dave Elward	07:32
Kath Oliver	10:26
Jill Coyte	11:41

**GEELONG 15 MARCH 2017 cont****2400m**

Vanice Kelly	16:29
--------------	-------

**4000m**

Nicholas MacDonald	17:59
Steve Welsh	18:50
Daryl Hurst	19:07
Jeff Walker	19:08
Frank Engelsman	22:02
Fiona Fitzpatrick	25:04

**800m**

Dave Elward	02:45
Nicholas MacDonald	03:04
Alan Jenkins	03:10
Jeff Walker	03:42
Kath Oliver	03:48
Frank Engelsman	04:12

**GEELONG 22 MARCH 2017****3km Cross Country**

Rhys Hamill-Beach	11:46
Peter Lamb	15:05
Kath Oliver	15:13
Jill Coyte	17:20

**6km Cross Country**

Dave Elward	24:09
Nicholas MacDonald	24:57
Steve Welsh	28:34
Jeff Walker	28:57
Daryl Hurst	31:09
Frank Engelsman	32:00
Grant Baensch	32:20
Joanna MacCarthy	34:40
Marie Blood	41:11
Vanice Kelly	42:00
Dianne Porter	47:42

**GEELONG 29 MARCH 2017****1 hour Time Trial**

Nicholas MacDonald	13766M
Mark Jeffery	13431
Michael Panckridge	12300
Jeff Walker	12288
Alan Jenkins	12100
Daryl Hurst	11831
Marie Blood	8676

**30 min Time Trial**

Daimon Mole	5925
Kath Oliver	5750
Frank Engelsman	5600
Grant Baensch	5200
Jill Coyte	4680

**15 min Time Trial**

John Moore	2550
------------	------

**2000m**

Dave Elward	07:32
-------------	-------



**GLEN EIRA 7 MARCH 2017****LEO CHARLES 100 MTR H/C**

FINAL		H/cap	Clock
GLAD WISHART	73	31	12.98
VIVIENNE CASH	65	20	13.19
BOB WISHART	75	Scr	13.33
HEATHER CARR	67	32	13.52
BILL CARR	67	7	13.70
CHRIS BROWN	61	8	14.08
GRAHAM STOCKDALE	75	20	14.31
ALAN RADFORD	65	16	15.11

**RAY KEMP 5KM H/C**

		Clock	H/c	Diff
JANINE MCKERRON	56	26.18	2.30	23.48
ASHLEY PAGE	76	26.57	1.00	25.57
CHRIS GRAFEN	53	27.05	4.50	22.15
STEVE STRELECKI	66	27.10	4.30	22.40
CHRIS BROWN	61	27.18	2.30	24.48
MERLE WANT	56	27.33	GO	27.33
PHIL URQUHART	72	27.52	+1.00	28.52
JANE STURZAKER	64	28.23	+2.00	30.23
PETE BATTRICK	73	28.58	15.00	43.58
JOHN ZELEZNIKOW	66	30.58	14.00	44.58

**800 METRES H/C**

GREG HUGHES	58	5	4.10.7
GRAHAM STOCKDALE	74	5	4.10.8

**S.MIDDLETON 3KM H/C WALK**

		H/c	Clock	Actual
GREG HUGHES	58	2.11	24.03	21.52
SANDRA MIDDLETON	68	5.34	27.05	21.31
TERRY O'NEILL	61	9.38	27.10	17.32
ALAN RADFORD	65	2.11	27.18	25.07
PETER McGRATH	77	GO	27.20	27.20
HEATHER CARR	67	10.16	27.36	<b>17.20</b>
DOMENICO MORINA	78	0.27	27.53	27.26
TONY DORAN	OLD!	6.50	29.35	22.45

(Note Heather's excellent time)

**150 MTRS E/T**

		Est	Clock	Diff
VIVIENNE CASH	65	25.1	25.53	0.43
GRAHAM STOCKDALE	74	26.00	25.53	0.47
JIM McLURE	71	26.20	27.23	1.03
BILL CARR	67	22.10	23.14	1.04
ALAN RADFORD	65	27.00	28.43	1.43
BOB WISHART	75	20.00	21.96	1.96
GLAD WISHART	73	30.00	33.40	3.40

**GLEN EIRA 14 MARCH 2017****3KM E/T RUN**

		Est	Clock	Diff
JOE CAMPESIO	59	12.58	12.59	0.01
EWEN WILSON	64	12.30	12.35	0.05
GERRY O'DONNELL	62	15.10	15.15	0.05
MERLE WANT	56	17.30	17.35	0.05
ANDREW EDWARDS	63	12.30	12.22	0.08
CHRIS BROWN	61	15	14.52	0.08
PHIL URQUHART	72	16.50	16.59	0.09
KAREN MONOHAN	50	19.35	19.14	0.21
JEFF BOOT	61	12.59	13.3	0.29
ASHLEY PAGE	76	16.16	15.46	0.30
STEVE STRELECKI	67	13.10	13.40	0.30
CHRIS GRAFEN	53	13.30	12.50	0.40
JANINE MCKERRON	56	14.30	13.49	0.41
JOHN ZELEZNIKOW	66	25.49	25.04	0.44
JO COCKWILL	64	18.5	17.36	1.14
JANE STURZAKER	64	19.15	17.13	2.02

**GLEN EIRA 14 MARCH 2017 cont****1500 MTR WALK**

		Clock
HEATHER CARR	67	8.16
ALAN RADFORD	65	12.39
CYNTHIA ELLERY	68	13.05
PETE BATTRICK	73	13.13
DES MIDDLETON	70	15.02

**3KM WALK**

TERRY O'NEILL	61	18.03
KARYN O'NEILL	62	20.45
TONY DORAN	64	20.48
SANDRA MIDDLETON	68	22.01
GREG HUGHES	58	24.46

**200 MTRS E/T**

		Est	Clock	Diff
BOB WISHART	75	31.00	30.98	0.02
JIM ROUNTREE	58	31.00	31.47	0.47
VIVIENNE CASH	65	34.30	33.58	0.72
ALAN RADFORD	65	37.00	35.42	1.58
JUNE TREWEEK	55	37.00	35.41	1.59
RAY O'CONNOR	79	55.00	47.90	7.10

**600 MTRS E/T**

		Est	Clock	Diff
JIM McLURE	71	2.21	2.19.4	1.60
JANET HOLMES	63	2.20	2.21.7	1.70
MIKE CLAPPER	64	2.30	2.27.8	2.20
GRAHAM STOCKDALE	74	2.03	2.11.2	8.20
CHRIS BROWN	61	2.20	2.35.0	15.00

**GLEN EIRA 21 MARCH 2017****110 MTRS SLD H/C**

		Clock	H/cap	Actual
JUNE TREWEEK	55	17.41	7.0	24.41
VIVIENNE CASH	65	17.41	7.0	24.41
GLAD WISHART	73	21.49	3.0	24.49
JIM McLURE	71	18.79	6.0	24.79
JIM ROUNTREE	58	16.5	8.5	25.00
GRAHAM STOCKDALE	74	20.38	5.0	25.38
BOB WISHART	75	15.43	10.0	25.43
JOHN MATTHEW	80	27.61	0.0	27.61

**150 MTRS E/T**

		Est	Clock	Diff
JOHN MATTHEW	80	39.00	38.97	0.03
JANET HOLMES	63	28.00	27.86	0.14
JIM McLURE	71	25.35	25.59	0.24
JIM ROUNTREE	58	22.50	23.09	0.59
VIVIENNE CASH	65	25.00	24.36	0.64
GLAD WISHART	73	32.30	31.47	0.83
JUNE TREWEEK	55	28.00	25.59	2.41

**1200 MTRS E/T**

		Clock	Est	Diff
GREG HUGHES	58	5.55	5.55	0.00
ASHLEY PAGE	76	5.52	5.55	0.03
JANINE MCKERRON	56	5.08	4.42	0.26

**2KM E/T WALK**

		Est	Clock	Diff
TONY DORAN	64	14.38	14.3	0.08
SANDRA MIDDLETON	68	14.09	14.19	0.10
PETE BATTRICK	73	17.55	18.11	0.16
GREG HUGHES	58	16.40	16.05	0.35
JIM BERRINGTON	60	13.55	12.53	1.02
GRAHAM STOCKDALE	74	21.00	12.54	8.06
EDDY STACK (2LAPS)	82	-	-	-

**2KM RUN**

		Clock
ANDREW EDWARDS	63	7.36

**4KM RUN**

PETER BENCE	67	16.35
EWEN WILSON	64	16.58
CHRIS GRAFEN	53	17.39
ASHLEY PAGE	76	21.47

**GLEN EIRA 28 MARCH 2017****200 MTRS E/T**

		Est	Clock	Diff
JANET HOLMES	63	38.1	37.85	0.25
ALAN RADFORD	65	37.10	36.71	0.39
JUNE TREWEEK	55	36.20	34.90	1.30
BOB WISHART	75	31.00	34.10	3.10
LLEW JENKINS	72	44.00	46.31	2.31
VIVIENNE CASH	65	34.00	37.34	3.34
GLAD WISHART	73	41.00	44.85	3.85

**700 MTRS H/C**

		H/cap	Clock	Actual
GREG HUGHES	58	20	3.10	2.50
MIKE CLAPPER	64	70	3.34	2.24
PHIL URQUHART	64	70	3.34	2.24
GRAHAM STOCKDALE	74	55	3.43	2.48

**60 MTRS E/T**

		Est	Clock	Diff
BOB WISHART	75	9.00	9.28	0.21
JUNE TREWEEK	55	9.79	9.57	0.22
JIM McLURE	71	10.40	10.63	0.23
ALAN RADFORD	65	10.68	10.44	0.24
JIM ROUNTREE	58	9.50	9.21	0.29
LLEW JENKINS	72	11.60	12.51	0.91
GLAD WISHART	73	10.55	11.49	0.94

**3KM WALK**

		Clock
TONY DORAN	64	22.11
GREG HUGHES	58	24.07
CYNTHIA ELLERY	67	25.43
DOMENICO MORINA	78	27.33
PETE BATTRICK	73	27.52
PETER MCGRATH	77	28.55

**5KM WALK**

		Clock
TERRY O'NEILL	61	30.36
KARYN O'NEILL	62	34.50
SANDRA MIDDLETON	68	36.36
MARK CANT	55	36.40
DES MIDDLETON	70	43.53

**4KM RUN**

		Clock
EWEN WILSON	64	16.49
STEVE STRELECKIE	64	19.09
JO COCKWILL	64	23.25
MIKE CLAPPER	64	23.25
JANE STURZAKER	64	24.35

**8KM RUN**

ANDREW EDWARDS	66	37.07
MERLE WANT	56	45.50
PHIL URQUHART	72	47.54
JOHN ZELEZNIKOW	66	74.10

**KNOX 1 MARCH 2017****Javelin**

Jack Durrant	20	29.3
Alyssa Carpenter	19	23.9
Glenn Berry	46	21.39
Paul Durrant	55	21.2
Bec Carpenter	17	13.65
Melissa Butler	12	13

**70m**

Jack Durrant	20	9.05
Paul Durrant	55	9.62
Kyle Clarkson	19	9.92
Geoff Whitehall	68	10.48
Bec Carpenter	17	10.79
Alyssa Carpenter	19	11.09
Glenn Berry	46	11.47

**600m NOT**

Paul Connor	54	1.57
Stephen Richards	55	2.1
Bob Henderson	70	2.17
Ryan Clark	41	2.27
Paul Twining winner	67	2.28
Liz Eastwood	47	2.32
Cassie Knight	22	2.49
Peter Thorne	68	2.54
Glenn Claiden	62	2.56

**300m**

Kyle Clarkson	19	43
Paul Durrant	55	44
Geoff Whitehall	68	45
Stephen Richards	55	55
Bec Carpenter	17	58
Alyssa Carpenter	19	60

**Distance****2k**

Bob Henderson	70	9.14
Glenn Berry	46	11.24
Sue Stopar	68	11.38
David Wear	70	12.26
Maggie Hawkes	61	14.27

**4k**

Paul Connor	54	16.48
Paul Twining	67	16.48
Sarah Thorne	37	20.15
Toscha Stopar	47	20.44
Stephen Richards	55	21.22
Peter Thorne	68	21.28

**6k**

Shane Grund	35	21.38
Matt Morris	51	23.25
Tim Loveday	52	23.43
Graham Leticq	62	25.42
Ryan Clark	41	29.36
Liz Eastwood	47	32.25

**KNOX 8 MARCH 2017****Long jump**

Glenn Berry	46	4.44
Jack Durrant	20	4.41
Melissa Butler	12	3.35
Tracey Carpenter	50	3.28
Melanie Bissett	41	2.45



**"I want my husband to pay more attention to me.  
Got any perfume that smells like a computer?"**

**KNOX 8 MARCH 2017 cont****60m****Heat 1**

Bec Carpenter	17	9.47
Tracey Carpenter	50	10.11
Mel Butler	inv	10.42
Mel Bissett	41	11.32

**Heat 2**

Jack Durrant	20	8.05
Andrew Watts	61	8.37
Paul Durrant	56	8.57
Mike Rennie	35	9.16
Glenn Berry	46	9.4
Geoff Whitehall	68	9.65
Ryan Clark	41	11.38

**1000m –**

Shane Grung	35	2.55
Mike Rennie	35	3.12
Matt Morris	51	3.27
Ryan Clark	41	4.08
Bob Henderson	70	4.18
Nicola Van Reenan	44	4.32
Ian Uren	65	4.45
Glenn Claiden	63	4.48
Brian Mee	79	5.26
Pauline Paine	38	5.27

**400m handicap**

Mel Butler	12	1.2
Geoff Whitehall	68	1.12
Andrew Watts	61	1.04
Mike Rennie	35	1.08
Ryan Clark	41	1.23
Michelle Quan	47	1.42
Mel Bissett	41	1.49

**5k**

Shane Grund	35	17.23
Matt Morris	51	19.36
Graeme Leticq	62	21.12
Helen Stanley	61	23.48
Ian Uren	65	24.23
Ryan Clark	41	25.1
Sarah Thorne	37	26.16
Peter Thorne	68	27.27
Nicola Van Reenan	44	27.45
Stephen Richards	55	29.41
Jock Cravana	78	30.58
Maggie Hawkes	1k61	6.27

**KNOX 15 MARCH 2017****Discus**

Paul Durrant	55	36.63
Andrew Watts	61	32.86
Jack Durrant	20	24.06
Don		19.37
Karl Piatek	40	11.1

**70m**

Andrew Watts	61	8.64
Paul Durrant	55	
Geoff Whitehall	68	
Stewart Dobrzynski	46	
Karl Piatek	40	
Jack Durrant	20	

**KNOX 15 MARCH 2017 cont****600m**

Shane Grund	35	1.39
Andrew Watts	61	2.01
Bob Henderson	70	2.18
Sarah Thorne	37	2.43
Brian Mee	79	2.49

**1200m**

Matt Morris	51	4.08
Ryan Clark	41	5.12
Nicola Van Reenaan	44	5.39
Toscha Stopar	47	5.44
Glenn Berry	46	6.07

**150m**

Stewart Dobrzynski	46	18.44
Andrew Watts	61	20.1
Paul Durrant	55	20.51
Geoff Whitehall	68	22.19

**3k**

Bob Henderson	70	13.55	
Michelle Quan	47	15.07	
Toscha Stopar	47	17.01	
Brian Mee	79	18.43	
Nicola Van Reenan	44	21.33	3.78k

**5k**

Matt Morris	51	20.4
Graeme Leticq	62	21.39
Paul Twining	67	23.53
Ryan Clark	41	24.51
Sarah Thorne	37	26.47
Peter Thorne	68	28.08

**KNOX 22 MARCH 2017****5 lap spiral**

John Graham	66	7.52
Mike Rennie	35	7.52
Graeme Leticq	62	8.14
Paul Twining	67	9.05
Mick Carr	63	9.37
Bob Henderson	70	10.21
Nicola Van Reenan	44	10.32
Ian Uren	66	10.33
Helen Stanley	61	10.48
Pauline Paine	38	13.19
Hank Kuys	62	13.2

**Distance****2k**

Paul Twining	67	8.44
Glenn Claiden	63	10.24
Ian Uren	66	11.06
John Graham	66	11.08
Pauline Paine	38	13.44
Hank Kuys	62	13.46

**4k**

Graeme Leticq	62	17.51
Mike Rennie	35	17.54
Mick Carr	63	19.56
Sarah Thorne	37	20.27
Nicola Van Reenan	44	21.52

**6k**

Shane Grund	35	21.52	
Bob Henderson	70	7.25	4laps
Helen Stanley	61	17.55	3.25k

**KNOX 29 MARCH 2017****Javelin**

Paul Durrant	55	22.88
Alyssa Carpenter	19	21
Kyle Clarkson	inv	20.96
Melissa Butler	12	15.25
Tracey Carpenter	50	14.1
Andrea Putting	53	14.1

**80m**

Kyle Clarkson	inv	11.11
Paul Durrant	55	11.28
Alyssa Carpenter	19	12.94
Melissa Butler	12	13.8
Tracey Carpenter	50	14.34
Mel Bissett	41	14.68
Andrea Putting	53	17.43

**600m – NOT**

Shane Grund	35	1.42	- 2nd
Kyle Clarkson	inv	1.5	
Bob Henderson	70	2.2	
Ryan Clark	41	2.32	
Nicola Van Reenan	44	2.36	
Mick Carr	63	2.38	- winner
Paul Twining	67	2.46	
Pauline Paine	38	2.51	
Ros Dyer	52	2.55	
Mel Bissett	41	2.55	
Glen Claiden	63	2.57	- 3rd

**200m**

Paul Durrant	55	29.08
Kyle Clarkson	inv	29.77
Alyssa Carpenter	19	35.91
Tracey Carpenter	50	36.62
Melissa Butler	12	39.14
Mel Bissett	41	40.74
Pauline Paine	38	41.81

**110m**

Paul Durrant	55	
Pauline Paine	38	- 90m
Tracey Carpenter	50	
Melissa Butler	12	
Mel Bissett	41	

**Distance****4laps**

Bob Henderson	70	7.11
---------------	----	------

**3k**

Tim Loveday	52	11.21
Paul Twining	67	15.41
Glen Claiden	63	15.5

**5k**

Graeme Leticq	62	21.24
Mick Carr	63	24.34
Sarah Thorne	37	25.44
Nicola Van Reenan	44	27.23
Ros Dyer	52	29.1

**7k**

Shane Grund	35	25.28
Ryan Clark	41	34.38

**Nonconformists**

Pauline Paine 2laps	38	4.3
Brain Mee 1k	70	7.11
Peter Thorne 4.5laps	68	10.09

- 4.5

**MENTONE 1 MARCH 2017****500m Walk E.T.**

			Clock	Diff.
1	Sonya McLennan	64	3.10	0.00
2	Beverly Hugo	76	3.56	0.03
3	Margaret Beaumont	79	4.25	0.05
4	Greg Hughes	58	3.07	-0.08
5=	John Mathew	80	4.49	0.09
5=	John Morrison	76	3.51	-0.09
7	Natalie King	74	4.27	-0.13
8	Janette Atkins	64	4.11	0.46

**1000m Self H/cap**

			Clock	Actual
1	Sonya McLennan	64	5.13.2	4.51.2
2	Avril Britter	58	5.13.9	4.46.9
3	Sandra Wynne	65	5.15.8	4.52.8
DQ	Ralph Bennett	75		4.38.3
DQ	Ashley Page	76		4.58.8
DQ	Jeanne Bryan	74		5.00.5
DQ	Col Waring	71		4.01.7

**110m E.T.**

			Clock	Diff.	
1	Bob Wishart	75	14.99	0.29	***
2	Sandra Wynne	65	20.36	-0.34	
3	Jeanne Bryan	74	24.46	-0.54	
4	Glad Wishart	73	21.70	-0.60	
5	Ros Kent	74	19.38	-0.62	
6	Avril Britter	58	19.81	-1.27	
7	John Mathew	80	28.43	2.03	

**3 Laps/ 6 Laps Road E.T.****3 Laps (2.50 Km)**

			Clock	Diff.
1	Sandra Wynne	65	14.01	0.11
2	David Dodson	58	13.27	0.13
3	Ashley Birrell	72	12.30	-0.30
4	Avril Britter	58	13.57	-0.42
5	Jeanne Bryan	74	14.46	1.16

**6 Laps (5.00 Km)**

1=	Sonya McLennan	64	28.52	1.25
1=	Ashley Page	76	28.52	1.25
3	John Zeleznikow	66	49.28	3.58

**3000m Walk E.T.****Gordon Gourlay Series 3**

			Clock	Diff
1	Geoff Barrow	68	20.29	-0.02
2=	Beverly Hugo	76	25.22	0.10
2=	Ralph Bennett	75	18.28	0.10
4	Janette Atkins	64	26.10	-0.13
5	Greg Hughes	58	24.41	-0.19
6	Ian Cassell	63	22.30	-0.29
7	Margaret Beaumont	78	28.10	0.46
8	John Mathew	80	36.21	3.21

**600m Walk E.T.**

			Clock	Diff.
1	Janette Atkins	64	5.02	-0.06
2	Margaret Beaumont	79	5.21	0.13
3	David Murray	Inv	6.11	-0.19
4	Beverly Hugo	77	4.46	0.32
5	John Mathew	80	6.11	0.41
6	Natalie King	74	5.20	-1.25

**300 m E.T**

1	Bob Wishart	75	48.30	-0.30	@
2	Vivienne Cash	65	55.68	-2.32	
3	Glad Wishart	73	81.29	14.29	
4	Keely Millikin	Inv	80.44	20.44	

**MENTONE MARCH 7 2017****1 Mile E.T. \*Agg Event\***

		Clock	Diff.	Pts	
1	Sandra Wynne	65	8.10.0	0.0	7
2	Avril Britter	58	8.17.5	-0.5	5
3	Jeanne Bryan	74	8.32.4	7.4	4
4	David Dodson	58	7.37.5	-17.5	3
5	Ashley Page	76	8.04.9	-19.1	2
6	Kuni Bowden	51	6.35.2	-19.8	1
7	Ashley Birrell	72	7.00.2	-24.8	1
8	Helen Bryan	46	7.17.1	-27.9	1
9	Katie Gibson	Inv	7.12.6	-32.4	

**70m E.T.**

		Clock	Diff.	
1	Sandra Wynne	65	13.09	0.09
2	Avril Britter	58	12.87	0.17
3	Vivienne Cash	65	11.56	0.36
4=	Jeanne Bryan	74	15.40	0.40
4=	Ross Kent	74	12.40	0.40
6	Katie Gibson	Inv	11.21	-0.79
7	John Mathew	80	17.62	0.82

**3 Km Self H/cap**

		Clock	Actual	
1	Sandra Wynne	65	16.34	16.34
2	Avril Britter	58	16.36	16.36
3	Jeanne Bryan	74	17.33	17.20
DQ	David Dodson	58		15.14
DQ	Ashley Page	76		15.41
DQ	Kuni Bowden	51		13.42
DQ	Ashley Birrell	72		13.14

**3000m Walk E.T. \*Agg Event\*****Murray Brown Trophy**

		Clock	Diff.	Pts	
1	Janette Atkins @	64	26.20	0.10	7
2	Margaret Beaumont	79	27.46	0.13	5
3	Ralph Bennett	75	18.53	0.23	4
4=	John Mathew	80	34.36	-0.24	3
4=	Beverly Hugo	76	25.36	-0.24	3

**MENTONE 15 MARCH 2017****800m Walk E.T.**

		Clock	Diff.	
1	John Mathew	80	8.00	0.00
2	John Morrison	76	6.52	-0.08
3=	Margaret Beaumont	79	6.53	0.10
3=	Natalie King	74	6.40	0.10
5	Greg Hughes	58	5.48	0.18
6	Beverly Hugo	77	6.49	0.24

**900m Self H/cap**

		Clock	Actual	
1	Sandra Wynne	65	4.48.3	4.23.3 @
2	David Dodson	58	4.50.8	4.20.8
3	Avril Britter	58	4.55.0	4.33.0
4	Joegen Zhao	Inv	4.59.8	4.54.8
DQ	Ashley Page	76		4.28.1
DQ	Jeanne Bryan	74		4.31.4
DQ	Kuni Bowden	51		3.31.4 ***
DQ	Ashley Birrell	72		3.30.6

**250m E.T. \*Agg Event\***

		Clock	Diff.	Pts	
1	Jeanne Bryan	74	61.20	0.20	7
2	Bob Wishart	75	39.90	0.40	5
3	Sandra Wynne	65	55.90	1.30	4
4	Vivienne Cash	65	45.70	2.70	3
5	Avril Britter	58	53.30	3.13	2
6	Ross Kent	74	51.20	5.20	1
7	Glad Wishart	73	66.30	7.00	1
8	John Mathew	80	80.50	12.50	1

**MENTONE 15 MARCH 2017 cont****3 Laps Road E.T. \*Agg Event\***

		Clock	Diff.	Pts	
1	Ashley Page	76	13.13	0.00	7
2	John Kneen	74	17.53	-0.07	5
3	Avril Britter	58	14.29	-0.10	4
4	David Dodson	58	12.51	0.19	3
5	Sandra Wynne	65	14.17	0.27	2
6	Ashley Birrell	72	12.02	0.32	1
7	John Zeleznikow	66	21.27	-1.03	1
8	Kuni Bowden	51	11.05	2.15	1

**20 Min Est Distance Walk**

		Distance	Metres	
1	Greg Hughes	58	2434	34
2	Beverly Hugo	76	2365	-35
3	Geoff Barrow	68	2867	-43
4	Tallulah Morrison	Inv	2067	67
5	John Morrison	77	2275	75
6	Margaret Beaumont	78	2230	132
7	Joan Clarke	82	1960	160
8	John Mathew	80	1580	-220
9	Maureen Seedsman	79	2360	-340
10	David Murray	75	1951	351

**MENTONE 22 MARCH 2017****400m Walk E.T.**

		Clock	Diff.	
1=	Beverly Hugo	77	3.08	0.00
1=	Pam Mews	82	3.40	0.00
3	Janette Atkins	64	3.17	0.01
4	John Morrison	76	3.02	0.02
5	Greg Hughes	58	2.41	-0.04
6	Margaret Beaumont	79	3.25	0.05
7	Natalie King	75	2.53	-0.17

**1500m Self H/cap**

		Clock	Actual	
1	Kuni Bowden	51	11.23.6	6.03.6
2	Katie Gibson	Inv	11.28.1	6.48.1
3	Col Waring	71	11.28.9	6.33.9
4	Helen Bryan	46	11.29.2	6.49.2
5	David Dodson	58	11.32.0	7.22.0
6	Ashley Birrell	72	11.38.2	6.23.2
7	John Zeleznikow	66	11.58.7	11.58.7
DQ	Ashley Page	76		7.21.2
DQ	Avril Britter	58		7.25.0
DQ	Sandra Wynne	65		7.36.3

**100 m H/C**

		Clock	Metres	
1	Glad Wishart	73	12.56	32
2	Ross Kent	74	13.32	26
3	Katie Gibson	Inv	13.50	15

Other places not recorded

**2 Km Self H/cap****Point Score Series 1**

		Clock	Actual	
1	Ashley Page	76	16.51	10.11
2	Avril Britter	58	16.52	10.35 ***
3	David Dodson	58	17.04	9.59
4	Sandra Wynne	65	17.13	10.43
5	John Kneen	74	18.31	14.31
DQ	John Zeleznikow	66		15.52
DQ	Kuni Bowden	51		8.29

**2000m E.T. Walk****Point Score Series 1**

		Clock	Diff	
1	Greg Hughes	58	16.07	-0.03
2	Beverly Hugo	77	16.36	-0.04
3	Janette Atkins	64	17.16	-0.10
4	John Morrison	77	16.33	-0.27
5	Ian Cassell	63	14.43	0.33
6	Ralph Bennett	75	12.13	-0.37

**MENTONE 22 MARCH 2017 cont**

7	Margaret Beaumont	78	18.10	0.43
8	Pam Mews	82	20.04	-2.36
9	Joan Clarke	82	19.59	-2.46

**MENTONE 29 MARCH 2017**

<b>500m Walk E.T.</b>		Clock	Diff.	
1	Beverly Hugo	77	3.53	0.01
2=	Sonya McLennan	64	3.13	-0.02
2=	Janette Atkins	64	4.13	0.02
4=	Margaret Beaumont	78	4.24	-0.06
4=	Greg Hughes	58	3.16	0.06
6	Pam Mews	82	4.34	-0.30

<b>800m E.T.</b>		Clock	Diff.	
1	Jeanne Bryan	74	3.57.9	-0.1
2	Kuni Bowden	51	3.09.8	-0.2
3	Ashley Birrell	72	3.33.8	-1.2
4	Col Waring	71	3.13.4	3.4
5	Ashley Page	76	3.49.4	4.4
6	Sandra Wynne	65	3.49.6	4.6
7	Avril Britter	58	3.57.2	6.2
8	Matt Bowden	50	2.41.9	-8.1
9	Sonya McLennan	64	3.57.0	10.0
10	Helen Bryan	46	3.17.0	-18.0
11	Katie Gibson	Inv	3.16.1	-23.9
12	Joegen Zhao	Inv	3.32.5	-48.5

<b>200m E.T.</b>		Clock	Diff.	
1	Avril Britter	58	39.00	-0.14
2	Jeanne Bryan	74	46.40	-0.19
3	Katie Gibson	Inv	33.80	-0.20
4	Bob Wishart	75	32.30	0.30
5=	Vivienne Cash	65	34.90	0.60
5=	Sandra Wynne	65	40.60	0.60
7	Helen Bryan	46	36.50	2.50
8	Glad Wishart	73	44.70	4.20
9	Ross Kent	74	39.80	4.80

**3.336 Km E.T.**

<b>Point Score Series 2</b>		Clock	Diff.	
1	Kuni Bowden	51	14.49	-0.01
2	Sandra Wynne	65	18.34	0.06
3	Ashley Page	76	17.41	0.07
4	Ashley Birrell	72	16.52	0.17
5=	David Dodson	58	17.28	0.28
5=	John Zeleznikow	66	30.28	0.28
7	Sonya McLennan	64	18.29	0.29
8	Avril Britter	58	19.01	0.31
9	Joegen Zhao	Inv	17.54	0.34

**Series Winner Ashley Page****3000m E.T. Walk**

<b>Point Score Series 2</b>		Clock	Diff.	
1	Geoff Barrow	68	20.20	0.00
2=	Joan Clarke	82	29.32	-0.13
2=	Pam Mews	82	29.32	-0.13
4	Maureen Seedsman	79	25.45	-0.15
5	Janette Atkins	64	26.39	0.19
6	Greg Hughes	58	24.33	0.23
7=	Margaret Beaumont	78	28.10	0.40
7=	Gwen Steed	74	20.15	-0.40
9	Beverly Hugo	77	26.04	0.42
10	Ian Cassell	63	23.15	1.15

**Series Winner Greg Hughes****SPRINGVALE 1 MARCH 2017****80 metres**

Graham KILFOYLE	65	14.70
Mick COLGAN	66	15.60
Lindsay OXENHAM	67	15.70

**800 metres**

		actual	hcp
Claudio RIGA	61	3.18.6	1m 35s
Paul WINTERTON	62	3.31.0	1 40
Lindsay OXENHAM	67	3.25.6	1 46
Alan BENNIE	70	2.57.2	2 17
Dave TALBOT	62	3.02.5	2 12
Neil GRAY	69	3.06.8	2 10
Bill IRVINE	68	3.33.8	1 45
Lou BUCCIERI	61	3.23.4	1 57
Paul MULLINS	76	3.28.1	1 55
Ernie JEFFS	72	5.35.5	0 00
Howard REES	69	3.45.5	1 50
Peter ELLIS walk	66	4.53.9	0 00

**120 metres**

Graham KILFOYLE	65	17.70
Mike HALL	78	19.60
Mick COLGAN	66	22.20
Lindsay OXENHAM	67	22.80

**2500 metres road walk**

Peter ELLIS	66	16.36
Tony DORAN	64	16.55
Penny HALL	77	19.35
Mick COLGAN	66	19.35
John ABEL	67	20.28
Steve SELLICK		20.32
Pam THOMAS	67	20.50
Judy DAVISON	81	20.55
Graham KILFOYLE	65	21.05
Frank ALLEN	72	21.09
Brian LYNCH	81	21.12
Tom DAVISION	84	23.12
Peter BATTRICK	73	23.22
Bill IRVINE	68	24.37
Jim SMITH	76	24.37
Dennis PHILLIPS	74	25.36
Ernie JEFFS	72	25.59
Natalie IRVINE	70	25.59
Eric NEGROS	53	26.00
Anand THILLAISUNDARAM	40	26.01
Kelly DAVIDSON	38	26.05
Paul MULLINS	76	27.20

**4000 metres road run**

Claudio RIGA	61	19.48
Howard REES	69	19.50
Lou BUCCIERI	61	20.09
Lindsay OXENHAM	67	21.20
Will SELLICK	45	23.01
Ian TREGAR	66	23.22

## SPRINGVALE 8 MARCH 2017

100 metres			hcp.
Graham KILFOYLE	65	13.90	8 mts
Mick COLGAN	66	14.10	21
Lindsay OXENHAM	67	14.90	27
Lou BUCCIERI	61	15.20	24

300 metres		
Mike HALL	78	60.30
Lou BUCCIERI	61	64.00
Lindsay OXENHAM	67	65.40
Mick COLGAN	66	76.00
Ray O`CONNOR	79	97.30

1500 metres			*
Alan BENNIE	70	6.04.6	
Dave TALBOT	62	6.39.1	
Neil GRAY	69	7.18.0	
Howard REES	69	7.23.1	
Paul MULLINS	76	7.58.4	

3000 metres road walk		
John ABEL	67	29.10
Frank ALLEN	72	29.15
Judy DAVISON		29.24
Trevor JUPP	76	29.27
Claudio RIGA	61	29.30
Pam THOMAS	67	29.32
Natalie IRVINE	70	29.37
Eric NEGROS	53	29.44
Peter BATTRICK	73	29.46
Mick COLGAN	66	30.07
Anand THILLAISUNDARAM	40	30.12
Brian LYNCH	81	30.13
Tom DAVISION	84	20.20
Graham KILFOYLE	65	30.27
Penny HALL	77	30.37
Tony DORAN	64	30.49
Ernie JEFFS	72	30.56
Dennis PHILLIPS	74	31.27
Kelly DAVIDSON	38	32.21
Jim SMITH	76	32.54

5000 metres road run			actual	hcp
Lindsay OXENHAM	67	26.08		3m22s
Ian TREGEAR	66	29.35		0
Howard REES	69	25.53		5m 04
Lou BUCCIERI	61	26.18		4m 55
Bill IRVINE	68	27.50		4m 55

**NEW VENUE AGE RECORD**  
Alan BENNIE

\*

## SPRINGVALE 15 MARCH 2017

70 metres		
Graham KILFOYLE	65	10.80
Helen ANDERSON		11.40
Claudio RIGA	61	12.60
Mick COLGAN	66	14.10
Lindsay OXENHAM	67	14.60
Lew JENKINS	72	16.90

200 metres		
Graham KILFOYLE	65	31.30
Mike HALL	78	36.20
Lindsay OXENHAM	67	44.20
Ray O`CONNOR	79	49.30

800 metres			actual	hcp
Claudio RIGA	61	3.11.4		2m 04s
Lou BUCCIERI	61	3.16.4		2 00
Ernie JEFFS	72	5.16.7		0 00
Peter ELLIS	66	4.47.7		0 30
Neil GRAY	69	3.02.1		2 15
Paul MULLINS	76	3.20.2		2 00
Lindsay OXENHAM	67	3.26.3		1 54
Dave TALBOT	62	3.05.7		2 17
Paul WINTERTON	62	3.30.6		1 53
Bill IRVINE	68	3.40.8		1 50

2500 metres road walk		
Peter ELLIS	66	17.13
Graham KILFOYLE	65	21.42
John ABEL	67	21.43
Frank ALLEN	72	21.43
Steve SELICK		22.30
Penny HALL	77	23.04
Pam THOMAS	67	23.04
Bill IRVINE	68	23.11
Jim SMITH	76	23.11
Ernie JEFFS	72	26.50
Peter BATTRICK	73	27.00

4000 metre road run		
Rob CLUTTERBUCK	63	20.12
Claudio RIGA	61	21.07
Lou BUCCIERI	61	21.16
Mick COLGAN	66	22.12
Lindsay OXENHAM	67	22.38
Ian TREGEAR	66	23.45
Kevin ONLEY	83	29.04



**SPRINGVALE 22 MARCH 2017****100 metres**

Graham KILFOYLE	65	13.60	hcp
Claudio RIGA	61	13.60	7 mts
Mike HALL	78	14.20	18.00
Lindsay OXENHAM	67	14.40	13.00
Helen ANDERSON		15.40	26.00
Lou BUCCIERI	61	15.60	0.00
Mick COLGAN	66	15.80	24.00
			21.00

**1000 metres**

Dave TALBOT	62	4.03.6
Lou BUCCIERI	61	4.23.8
Neil GRAY	69	4.30.2
Claudio RIGA	61	4.32.5
Paul MULLINS	76	4.33.6
Lindsay OXENHAM	67	4.39.5
Paul WINTERTON	62	4.44.2
Ernie JEFFS	72	6.59.5

**2000 metre run**

Bill IRVINE	68	10.03
Ian TREGEAR	66	11.39
Brian LYNCH	81	17.37

**4000 metre run**

Rob CLUTTERBUCK	64	19.36
Claudio RIGA	61	20.22
Lindsay OXENHAM	67	21.02
Lou BUCCIERI	61	22.12

**2000 metre walk**

Peter ELLIS	66	13.08
Tony DORAN	64	14.20
Mick COLGAN	66	15.02
Dennis PHILLIPS	74	15.24
Graham KILFOYLE	65	15.48
John ABEL	67	16.16
Pam THOMAS	67	16.21
Peter BATTRICK	73	18.32
Ernie JEFFS	72	19.25
Natalie IRVINE	70	19.31
Alan BENNIE	70	19.59
Tony JOHNSON	76	19.59
Celia JOHNSON	69	20.37
Howard REES	69	20.38
Eric NEGROS	54	21.30

**SPRINGVALE 29 MARCH 2017****100 metres**

Graham KILFOYLE	65	14.70
Declan	12	15.10
Mike HALL	78	16.20
Mick COLGAN	66	17.50
Claudio RIGA	61	18.70
Lindsay OXENHAM	67	19.70

**400 metres**

Declan	12	1.34.9
Lindsay OXENHAM	67	1.54.9
Ray O'CONNOR	79	1.58.0

**800 metres final**


		actual	hcp
Bill IRVINE	68	3.22.1	1m 35s
Ernie JEFFS	72	4.58.1	0.00
Peter ELLIS	66	4.45.0	0 22
Dave TALBOT	62	3.05.7	2 05
Neil GRAY	69	3.06.9	2 06
Paul WINTERTON	62	3.30.0	1 37
Lindsay OXENHAM	67	3.33.3	1 47
Paul MULLINS	76	3.33.6	1 48
Claudio RIGA	61	3.23.4	2 02
Declan	12	3.23.0	2 10
Lou BUCCIERI	61	3.39.6	1 54

**7 lap spiral walk**

Peter ELLIS	66	19.17
Tony JOHNSON	76	22.14
Anand THILLAISUNDARAM	41	22.48
Mick COLGAN	66	22.58
Celia JOHNSON	69	23.12
Graham KILFOYLE	65	23.33
Judy DAVISON	81	24.26
Pam THOMAS	67	25.19
Peter BATTRICK	73	28.24
Natalie IRVINE	70	29.00
Bill IRVINE	68	29.00
Ernie JEFFS	72	29.10
Eric NEGROS	54	31.40

**12 lap spiral run**

Claudio RIGA	61	24.32
Rob CLUTTERBUCK	64	24.32
Lou BUCCIERI	61	26.43
Lindsay OXENHAM	67	26.57





# MAY PROGRAMS 2017

MON MAY 1	DONCASTER					
	CASEY					
TUES MAY 2	COLLINGWOOD	100M	400M	200M	2/4/8K	
	CROYDON	2L IN 9.30 MIN NOS	90M	4X400 RELAY	180M	2/3/4/5K R/W
	GLEN EIRA	70M ET	700M ET	400M HCP	3K HCP	5K HCP
WEDS MAY 3	ABERFELDIE	80M	1000M AG`	60 SECS NOD	4/6K	
	GEELONG	400M	3200M	1000M		
	MENTONE					
	KNOX					
	SPRINGVALE	70/200M	1000M	2000M W	5K	
THURS MAY 4	COBURG					
	EAST BURWOOD					
	FRANKSTON	600M WALK	200M MEMORIAL	600M	100M	2/3.6K R 2/3.2K W
MON MAY 8	DONCASTER					
	CASEY					
TUES MAY 9	COLLINGWOOD	VMA 10K CHAMP-	IONSHIPS			
	CROYDON	800M WALK	18.8 SECS NOSP	MGRS 400M HCP	2X300M	1/3/5K RUN 1/3K WALK
	GLEN EIRA	60M ET	1000M HCP	400M HCP	3/5K SHCP	4K SHCP
WEDS MAY 10	ABERFELDIE	100M	1600M	200M	3/5K	
	GEELONG	KEITH BIRD MILE	100M	2400M		
	MENTONE					
	KNOX					
	SPRINGVALE	100M	300M/1500M	1600M WALK	2/4K	
THURS MAY 11	COBURG					
	EAST BURWOOD					
	FRANKSTON	800M W	80M	800M	300M	6/10 LAP SPIRAL R/W
MON MAY 15	DONCASTER					
	CASEY					
TUES MAY 16	COLLINGWOOD	200M	800M	400M	6/12/18 LAPS	
	CROYDON	3 LAP W 12.7 NOST	60M	900M	4X200M	3/4/5/6K R 3/5K W
	GLEN EIRA	70M ET	600M HCP	400M SHCP	1500M ET TEAMS	3K
WEDS MAY 17	ABERFELDIE	100M	800M	400M	5K HCP	
	GEELONG	300M	2400M	1000M		
	MENTONE					
	KNOX					
	SPRINGVALE	100/400M	1200M	2000M WALK	4/6K	
THURS MAY 18	COBURG					
	EAST BURWOOD					
	FRANKSTON	800M WALK	110M	1000M	200M	2400ET/4K 2KET W/ 3K W
MON MAY 22	DONCASTER					
	CASEY					
TUES MAY 23	COLLINGWOOD	100M	1500M	200M	3/5/7K	
	CROYDON	1 MILE WALK	90M	MGRS 400M HCP	38 SECS	RUN/WALK TEAMS OF 3
	GLEN EIRA	60M ET	1200M HCP	400M HCP	2K ET	4K
WEDS MAY 24	ABERFELDIE	110M	1200M	400M	3K NOT	
	GEELONG	200M	3200M	800M		
	MENTONE					
	KNOX					
	SPRINGVALE	100M/800M	1600M WALK	2K/4K		
THURS MAY 25	COBURG					
	EAST BURWOOD					
	FRANKSTON	800M WALK	90M	800M	150M	8 LAP MAX W/R
MON MAY 29	DONCASTER					
	CASEY					
TUES MAY 30	COLLINGWOOD	100M	600M	200M	4/6/8K	
	CROYDON	1.2K NOM K's TIME	BEEP TEST	BEEP TEST	150M	13LAPS R/W NOT
	GLEN EIRA	100M HCP	500M ET	150M ET	3/6K ET	3K
WEDS MAY 31	ABERFELDIE	100M	800M	200	4/6K	
	GEELONG	100M	2400M	1000M		
	MENTONE					
	KNOX					
	SPRINGVALE					