

VICTORIAN VETERANS
ATHLETIC CLUB INC.

AROUND THE GROUNDS

MARGE, LINDSAY + JOAN HOOPER
IN QUEENSLAND



JULY

1995

VENUES

ABERFELDIE, ALTONA, BALLARAT, CAULFIELD, COBURG,
COLLINGWOOD, CROYDON, EAST BURWOOD, FRANKSTON,
GEELONG, KNOX, MENTONE, SPRINGVALE-NOBLE PARK and
TOOTGAROOK

for information on Club activities
Hon. Secretary Dorothy Browne OAM. (03) 874 2501

COMMITTEE MEMBERS 1995

Victorian Veterans Athletic Club Inc.

President

Doug Orr
27 Shawlands Avenue Blackburn South 3130
9878 4875

Honorary Secretary

Dorothy Browne OAM. LM. (Life Member)
4 Victory Street Mitcham 3132
9874 2501 fax 9873 3223

Honorary Assistant Secretary

Colin Browne
4 Victory Street Mitcham 3132
9874 2501

Honorary Treasurer

Jeffrey Briggs
60 Bursaria Avenue Ferntree Gully 3156
9758 6328

Vice Presidents

Ted McCoy
24 Blackwood Avenue Mentone 3194
9583 3280

Robert Waters
5 Bellevue Court Maribyrnong 3032
9318 3802

Club Captain

Eric Greaves LM.
7 Netherby Avenue Mulgrave 3170
9560 2971

Club Vice Captain

Peter McGrath LM.
13 Bales Street Mt Waverley 3149
9807 5656

Immediate Past President

Anthony Bradford
6 Merrett Avenue Werribee 3030
9749 2248

General Committee Members

John Benson
198 Prospect Hill Road Canterbury 3126
9830 4546

Annette Brunton
7 Purches Street Mitcham 3132
9478 3687

Les Clark
53 Koorngal Road Upwey 3158
9754 2793

Peter Colthup OAM. LM.
14 Bakers Road Dandenong North 3175
9795 1169 fax 9795 1169

John Dean
3 Pearl Street Essendon West 3040
9337 7179

Morrie James
34 Pasadena Crescent Bentleigh East 3165
9570 6958

Kenneth Wu
PO. Box 2149 St Kilda West 3182

Honorary Auditor

Keith Routley 9699 6384
6 Mowbray Street Albert Park 3206
and Rob Petrie (059) 671 915

VENUES**Locations and Managers****Venue Day and Melway Ref**

ABERFELDIE	Aberfeldie Park, Corio Street, Moonee Ponds Rob Waters 9699 5311(B) 9318 3802	Weds	28 D 6
ALTONA	Grant Reserve, Sugar Gum Drive (off Civic Pde) Altona Ray Wilson 9398 2285	Sun - Winter Tuesday - Daylight Saving	54 G 9
BALLAARAT	Llanberris Field, Ballaarat		
EAST BURWOOD	Burwood East Reserve, Burwood Highway John Gosbell 9808 4641 Graeme Hoskins 9802 7926	Thurs	62 C 7
CAULFIELD	Duncan McKinnon Park, North Road, Murrumbeena Leo Charles 9579 1830 (Royce Foley 9570 4898)	Tues - Track Sunday - Field Games	68 K 9
COBURG	Harold Stevens Ath. Field, Outlook Rd. Coburg Gordon Burrowes 9366 0326 Vonda Saunders 9460 1267	Thurs	18 A 9
COLLINGWOOD	George Knott Reserve, Heidelberg Rd., Clifton Hill Bill Ryan 9434 3783 Keith Moody and Ron Young	Tues	30 F 12
CROYDON	Town Park, off Norton Road, Croydon Lavinia Petrie (059) 671 915 David Sheehan 9720 7969	Tues	50 K 5
FRANKSTON	Ballam Park, Bananee Terrace, Frankston Bruce Moulton 9580 7914	Thurs	103 B 4
GEELONG	Landy Field, off Barwon Terrace, Geelong Bryan Cole (052) 484 747	Weds	228 C 7
KNOX	Knox Park Athletic Track, off Rushdale Road, Scoresby Charles McRae 9729 1439	Weds	73 D 7
MENTONE	Dolomore Oval, Cnr. First and Queen Streets, Mentone Louis Waser (059) 412 945	Weds	87 B 6
SPRINGVALE/ NOBLE PARK	Ross Reserve, Memorial Drive, Springvale Leigh Cassidy 9772 2508	Weds	80 E 12
TOOTGAROOK	Tootgarook Sports Reserve, Truemans Road, Tootgarook Alan Radford / Ken Taylor (059) 855 989	Weds - Winter Sunday - Daylight Saving	169 E 6

Australian Association of Veterans Athletic Clubs Secretary - Dorothy Browne OAM. (03) 9874 2501

THE BETTY, ALLAN AND NORM PAGE.

Date	Venue	Sprint	Mid Dist	Walk	Distance
Sun 3	Sept Altona	Tan Track	3.8 Km laps	8 am start	Dad's Day
" 3	" Caulfield	Field Games			
" 3	" Tootgarook	100/100R	300m H/c	1500m 3x800/1200W	or 3x1600/2K F
Tues 5	" Caulfield	100/200m	400m	3 Km	3 Km
" 5	" Collingwood	100/200m	1 mile	2 Km	2/10 Km
" 5	" Croydon	70/400m	1200m	1/3 Km	10/20/25 laps
Weds 6	" Aberfeldie	80/200m	800m LSW		4/6 Km
" 6	" Geelong	100m Relay	800m		3 Km
" 6	" Knox	200m	800m	10/20/30 min	Time Trial
" 6	" Mentone	100m H/cap	800m H/c	2/4 Km	5 Km
" 6	" Springvale	200m	400m	2 Km	2/6/8 Km
Thur 7	" Coburg	70m Cuddles	Relay 150m		5 Km Supper
" 7	" E Burwood	50/400m	5 min TT	R or W	5/8/12/16l Gang Run
" 7	" Frankston	60/400m	800m	3 Km	2/5 Km
Sun 10	" Altona	7.5K Altona	Ford from Dickens	20	Queen St Altona
" 10	" Caulfield	SHOTARAMMA			
" 10	" Knox	VETS ROADWALK	C'SHIPS 5 & 10	KM	All Age Groups
" 10	" Tootgarook	70/100m	800m	2 Km	5 Km
Tues 12	" Caulfield	100m	400m	6 laps	2x1600m Relay
" 12	" Collingwood	50/300m	800m	4 Km	4/6 Km
" 12	" Croydon	20 min x5	Parlouf	3 laps	6/16 laps
Weds 13	" Aberfeldie	100m Medley	100x200x600x400		4/6 Km
" 13	" Geelong	100m	1000m		2800m
" 13	" Knox	400m ET	1000m	5/10 Km ET	Trophy & Raffle
" 13	" Mentone	60/300m	1200m	30 min ED	6 Km ET
" 13	" Springvale	100m	600m ET	1600m	3/5 Km
Thur 14	" Coburg	100/200m	1500m	1 Km	4/8 Km
" 14	" E Burwood	100m H & F	1200m	800m/6 L	8 lap Spiral H/C
" 14	" Frankston	100/200m	1000m	3200m	2/6 Km
Sun 17	" Altona	You Yangs -	Various Distances	12.30 pm start	
" 17	" Caulfield	Field Games			
" 17	" Tootgarook	5 pm opp.	RYE P.O. 3.2k W & 8.4k	C.C.Run & BBQ	
Tues 19	" Caulfield	150m ET	2x400m Relay	4 laps H/c	8 Km Sealed H/c
" 19	" Collingwood	70/150m	1500m	3 Km	4 Km teams
" 19	" Croydon	50/100m	600m	5 Laps H/c	12 laps ET
Weds 20	" Aberfeldie	70/300m	700m	400m	6/10 Km
" 20	" Geelong	200m	600m		3200m
" 20	" Knox	300m	1200m		4/8 Km
" 20	" Mentone	200/400m	1500m ET	5 Km H/C	6.7 Km Rd
" 20	" Springvale	120m	300/1500m	2/4 Km	5 Km H/cap
Thur 21	" Coburg	100m	400m/1 mile	1 Km	30 min TT
" 21	" E Burwood	70/150m	1500m	600m/1 or 3K, 3/5/10	Km
" 21	" Frankston	70/300m	600m	1600m	1600m/4km
Sun 24	" Caulfield	Weight Pentathlon	1 pm start		
" 24	" Footscray	VIC VETS 25	KM ROAD C'SHIPS 9.30	am	All Age Gps.
" 24	" Tootgarook	100m ET	800m ET	1200m	4/8 Km Tk
Tues 26	" Caulfield	200m	600m	Walk/Run	Team Relay
" 26	" Collingwood	110m H/c	400m/1 Km	2 Km	2/6/8 Km
" 26	" Croydon	70/300m	1600m	6 laps	10/20 laps
Weds 27	" Aberfeldie	100/400m	1000m SLJ		4/6 Km
" 27	" Geelong	200m	800m		1600m
" 27	" Knox	100m	1500m		3x36 min Run
" 27	" Mentone	150m ET	1000m	3 Km Rd	3 Km Tk
" 27	" Springvale	100m	4x400m Realy	3/5 Km	4/8 Km
Thur 28	" Coburg	100/200m	800m		5/10 Km
" 28	" E. Burwood	2x50m R	200/800m 1 KmW	2x2x5mW	3x3x5min Run
" 28	" Frankston	100/400m	800m	2 Km	1600/4800m

RESULTS FROM CROYDON VENUE - JULY 1995

4 LAP WALK 4.7.1995

1 Alison THOMPSON	42	8.56
2 Lisa BENTLEY	31	9.57
3 Jan WATSON	48	10.24
4 Joy CURTIS	53	11.27
5 Denise BANNON	56	12.35
6 Lynette HILL	49	13.21
7 Audrey TUTCHENER	66	13.56
8 Joan CLARK	64	14.19

70 METRE SPRINT 4.7.1995

1 Ron SMITH	46	10.4
2 Ray CROSS	52	10.9
3 Alf HETHERTON	67	11.4
4 Jess BASHAM	51	11.8
5 Faye GRAVE	48	12.1
6 Ken MATCHETT	73	12.4

200 METRE SPRINT 4.7.1995

Heat 1:

1 Ron SMITH	46	32.6
2 Ray CROSS	52	35.0
3 Jess BASHAM	51	36.4

Heat 2:

1 Ken SHAW	44	29.9
2 Andrew FRASER	54	30.4
3 Alf HETHERTON	67	34.6

600 METRE RUN 4.7.1995

1 Brian SIMMONS	39	1.41
2 Glenn CLAUDEN	41	1.47
3 John MONK	48	1.49
4 Karen TRAVILL	39	1.56
5 Ray BLANCHFIELD	51	2.01
6 Andrew FRASER	54	2.04
7 Ron SMITH	46	2.21

8 OR 16 LAP RUN 4.7.1995

8 Laps:

1 Rod MASON	41	11.19
2 Ray MERIDA	51	12.19
3 Laurie BLACK	57	14.03
4 Norm CAMERON	50	14.14
5 Ken MATCHETT	73	14.26
6 Diane PATTON	42	14.33
7 Lynton PIETZSCH	49	14.34
8 Ron SMITH	46	15.34
9 Dot BROWNE	54	16.01
10 Ken SHAW	49	16.30
11 Alison THOMPSON	42	16.39
12 Lisa BENTLEY	31	16.50
13 Jess BASHAM	51	17.42

8 OR 16 LAP RUN 4.7.1995

8 Laps Contd.:

14 Denise SCHOLES	52	17.45
15 Ray CROSS	52	18.22
16 Jan WATSON	48	20.07
17 Joy CURTIS	53	22.13

16 Laps:

1 Brian SIMMONS	39	21.57
2 Gray RYAN	44	22.10
3 Jim INGHAM	49	23.24
4 John CASTLE	49	23.39
5 Murray HUTCHISON	46	24.01
6 Bob CURTIS	53	24.10
7 John MONK	48	24.14
8 Brian MEE	57	25.04
9 Glenn CLAUDEN	41	25.30
10 Andrew TUNNE	36	26.00
11 Colin THOMPSON	47	26.25
12 Ray BLANCHFIELD	51	28.25
13 Lavinia PETRIE	51	28.26
14 Karen TRAVILL	39	28.26
15 Gary MCKENZIE	40	28.26
16 Ron BOYNE	61	28.58
17 Keith STYLES	52	31.25
18 John YATES	67	33.10
19 Carol BUCKINGHAM	44	35.09
Phyllis GOSBELL (10 Laps)	57	22.07

6 LAP WALK 11.7.1995

1 Jan WATSON	48	16.00
2 Ray CROSS	53	16.02
3 Faye GRAVE	48	19.11
4 Margaret DEMPSTER	53	21.28
5 Joan CLARK	64	23.29
6 Brian DEMPSTER	54	23.30

50 METRE SPRINT 11.7.1995

Heat 1:

1 Faye GRAVE	48	8.4
2 Jess BASHAM	51	8.6
3 Ken MATCHETT	73	9.1
4 Michael VAJNA	26	9.3

Heat 2:

1 John GLEESON	41	7.2
2 Ron SMITH	46	7.8
3 John MONK	48	8.0
4 Ray CROSS	53	8.3

RESULTS FROM CROYDON VENUE - JULY 1995

300 METRE SPRINT 11.7.1995

1 John GLEESON	41	42.5
2 Brian SIMMONS	39	44.3
3 David NOBBS	55	45.0
4 Ron SMITH	46	48.9
5 Andrew FRASER	54	49.5
6 Jess BASHAM	51	59.2
7 Michael VAJNA	26	75.5

5/10/20 LAP RUN 11.7.1995

5 Laps:

1 Graeme BISHOP	50	8.12
2 Norm CAMERON	50	8.45
3 Margaret DUGUID	58	9.19
4 Ray CROSS	53	11.05
5 Jess BASHAM	51	11.09
6 Jan WATSON	48	12.28

10 Laps:

1 Brian MEE	57	15.36
2 Philip SODERSTROM	48	16.35
3 Ray BLANCHFIELD	51	16.42
4 John GOSBELL	56	17.56
5 Lynton PIETZSCH	49	18.08
6 Christine SIMMONS	39	18.12
7 Ken MATCHETT	73	18.23
8 Annette BRUNTON	38	19.13
9 Dot BROWNE	53	19.13
10 Ron SMITH	46	19.30
11 Al WILLEY	56	19.58
12 Phyllis GOSBELL	57	22.34
13 Anne CALLAGHAN	57	22.34

20 Laps:

1 Gray RYAN	44	28.23
2 John MONK	48	29.19
3 Jim INGHAM	49	29.31
4 John CASTLE	49	29.53
5 Murray HUTCHISON	46	30.06
6 Ray MERIDA	51	31.40
7 Glenn CLAUDEN	41	31.47
8 Ron LEDINGHAM	47	32.07
9 Andrew TUNNE	36	33.39
10 Colin THOMPSON	47	34.36
11 Ron ROTTIER	39	36.03
12 Keith STYLES	52	38.45
Lavinia PETRIE (15 Laps)	51	27.38
Ron BOYNE (21 Laps)	61	38.37

1000 METRE RUN 11.7.1995

1 John MONK	48	3.09
2 Brian SIMMONS	39	3.09
3 Glenn CLAUDEN	41	3.16

5 LAP WALK 18.7.1995

1 Ross SHARPE	47	10.00
2 Barrie WICKS	55	12.36
3 Ray CROSS	53	13.08
4 Jan WATSON	48	13.08
5 Joy CURTIS	43	13.51
6 Faye GRAVE	48	15.24
7 Lynette HILL	50	17.04
8 Margaret DEMPSTER	53	17.28
9 Joan CLARK	64	18.24

70 METRE SPRINT 18.7.1995

1 John GLEESON	41	9.7
2 Ray CROSS	53	11.4
3 Alf HETHERTON	66	11.8
4 Faye GRAVE	48	12.2
5 Jess BASHAM	51	12.4
6 Jan WATSON	48	14.5

800 METRE HCP 18.7.1995

		Clock	Actual
		Time	Time
1 John MONK	48	3.49	2.29
2 Brian SIMMONS	39	3.52	2.17
3 Glenn CLAUDEN	41	4.00	2.35

8 LAP HANDICAP 18.7.1995

		Clock	Actual
		Time	Time
1 Norm CAMERON	50	17.37	13.52
2 Lynton PIETZSCH	49	17.38	14.08
3 Phyllis GOSBELL	57	17.42	16.42
4 Philip SODERSTROM	47	17.56	12.21
5 Karen TRAVILL	39	17.57	13.27
6 John YATES	67	17.58	15.38
7 John MONK	48	17.59	11.09
8 Ken MORTON	38	18.00	12.05
9 Glenn CLAUDEN	41	18.05	12.00
10 Ron ROTTIER	39	18.06	12.56
11 Laurie BLACK	57	18.07	14.12
12 Bob LOADER	66	18.09	14.19
13 Ray CROSS	53	18.11	18.11
14 Andrew TUNNE	36	18.13	12.18
15 Ron BOYNE	61	18.15	13.50
16 Jess BASHAM	51	18.17	17.42
17 Ray MERIDA	51	18.19	11.59
18 John DANIEL	46	18.21	12.01
19 Richard TODD	40	18.23	13.53
20 Annette BRUNTON	38	18.25	13.25

RESULTS FROM CROYDON VENUE - JULY 1995

8 LAP HANDICAP 18.7.1995		Clock Time	Actual Time	100 METRE SPRINT 25.7.1995	
21 Brian SIMMONS	39	18.27	10.57	1 Ron SMITH	46 14.4
22 Graeme BISHOP	50	18.31	13.46	2 Ray CROSS	53 15.3
23 Margaret DUGUID	58	18.32	15.07	3 Jess BASHAM	51 15.7
24 Al WILLEY	56	18.35	15.35	4 Faye GRAVE	48 16.4
25 Janet SWANN	43	18.38	14.38	<u>12 LAP RUN 25.7.1995</u>	
26 John RICHARDS	57	18.42	13.27	1 Rod MASON	41 16.46
27 Keith STYLES	52	18.44	14.29	2 Jim INGHAM	49 17.46
28 Rod MASON	41	18.48	11.18	3 Bob CURTIS	53 17.53
29 Dot BROWNE	54	19.00	14.55	4 Ray MERIDA	51 17.56
30 Christine SIMMONS	39	19.15	16.00	5 Ron LEDINGHAM	47 18.04
31 Anne CALLAGHAN	58	19.30	17.40	6 Glenn CLAUDEN	41 18.36
32 John GOSBELL	56	19.45	14.40	7 Ken MORTON	38 19.25
33 Barrie WICKS	55	20.10	17.00	8 Andrew TUNNE	36 19.29
34 Jo MILLS	47	20.30	19.55	9 Colin THOMPSON	47 19.47
35 Jan WATSON	48	21.02	20.32	10 Albert BERRY	51 20.18
<u>1 OR 3KM WALK 25.7.1995</u>				11 Karen TRAVILL	39 20.19
<u>1Km:</u>				12 Ron BOYNE	61 20.57
1 Faye GRAVE	48	7.04		13 Norm CAMERON	50 21.02
<u>3Km:</u>				14 Ron ROTTIER	39 21.21
2 Alison THOMPSON	42	17.42		15 Ken MATCHETT	73 21.56
3 Barrie WICKS	55	19.09		16 Nancy CHORLEY	48 22.01
4 Lisa BENTLEY	31	19.26		17 Richard TODD	39 22.38
5 Joy CURTIS	53	20.33		18 Lynton PIETZSCH	49 22.38
6 Jan WATSON	46	20.42		19 Lavinia PETRIE	51 22.48
7 Brian DEMPSTER	54	25.23		20 Keith STYLES	52 22.52
8 Lynette HILL	50	26.33		21 Ron SMITH	46 23.17
9 Joan CLARK	64	29.23		22 Colin BROWNE	62 23.32
10 Margaret DEMPSTER	53	29.23		23 Cec McKEOWN	55 23.32
<u>50 METRE SPRINT 25.7.1995</u>				24 Graham SMITH	52 23.35
1 Ray CROSS	53	7.3		25 Cindy FYSH	35 23.38
2 Ron SMITH	46	7.6		26 Des WHITE	38 23.38
3 Jess BASHAM	51	8.1		27 Al WILLEY	56 23.40
4 Faye GRAVE	48	8.6		28 John YATES	67 24.23
<u>1500 METRE RUN 25.7.1995</u>				29 Alison THOMPSON	42 25.11
1 Glenn CLAUDEN	41	5.05		30 Barrie WICKS	55 25.11
2 Ken MORTON	38	5.05		31 Anne CALLAGHAN	58 26.26
3 Des WHITE	38	5.53		32 Pat CAVANAGH	54 27.19
4 Cindy FYSH	35	6.12		Lisa BENTLEY (5 Laps)	31 10.36
5 Cec McKEOWN	55	6.13		Jan WATSON (4 Laps)	48 10.40
				Jess BASHAM (6 Laps)	51 13.29
				Joy CURTIS (6 Laps)	53 15.57

NAME	AGE	121b	161b	201b	251b	351b
JOHN FRASER	81	13.28mt	12.76mt	10.72mt	---	---
STAN STANKOVIC	72	14.17mt	11.83mt	9.79mt	8.00mt	6.59mt
KEN KNOX	71	12.26mt	10.94mt	8.80mt	---	---
HARRY WYNHOVEN	65	16.36mt	13.78mt	13.77mt	10.55mt	7.09mt
WIM VAN WEENAN	63	19.94mt	18.78mt	17.44***	13.87mt	10.05mt
PETER BARBER	62	16.54mt	15.00mt	13.87mt	11.69mt	8.43mt
NIND STANKOVIC	62	12.10mt	10.63mt	9.27mt	8.36mt	6.38mt
JOE BALL	60	18.00mt	16.23mt	13.62mt	11.20mt	8.99mt
GEORGE KNIGHT	59	16.50mt	14.08mt	11.40mt	---	---
MORRIE JAMES	54	17.27mt	15.46mt	13.20mt	11.01mt	9.03mt
CHRIS LEWES	33	21.43mt	16.60mt	16.10mt	12.48mt	NT'S

*** WELL DONE WIM, BEATS AUSTRALIAN BEST THROW.

THANKS TO HARRY STAECKER FOR ORGANISING THE DAY.

GEORGE, HOPE YOUR ARM GETS BETTER VERY SOON.

DATES OF INTEREST.

AUGUST 6TH 12.59PM	- HAMMERFEST	[CAULFIELD
AUGUST 20TH 11.00AM	- HEAVY WEIGHT THROW VIC WINTER CHAMPS *	[CAULFIELD
AUGUST 20TH 12.15PM	- WEIGHT PENTATHLON VIC WINTER CHAMPS **	[CAULFIELD
AUGUST 27TH 12.09PM	- RASENKRAFTSPORT VIC WINTER CHAMPS ***	[MENTONE
SEPTEMBER 10TH 12.59PM	- SHOTARAMMA	[CAULFIELD
SEPTEMBER 24TH 12.59PM	- WEIGHT PENTATHLON	[CAULFIELD
OCTOBER 5TH - 14TH	- AUSTRALIAN MASTERS	[OLYMPIC P

NOTES.

* 6 THROWS

** 3 THROWS

*** 4 THROW

1- MELBOURNE MASTERS CLOSING DATE FOR ENTRIES - AUGUST 1ST 1995.

2- THE AUGUST 20TH WEIGHT PENTATHLON CHAMPIONSHIP WILL BE HELD FOR THE LAST TIME, IN ITS CURRENT "SHOT GUN" START. - AS FROM THE MELBOURNE MASTERS EVENT, THE WEIGHT PENTATHLON WILL BE CONDUCTED UNDER ALL W.A.V.A CONDITIONS.

3- AS FROM THE MELBOURNE MASTERS, " HEAVY WEIGHT " CHAMPIONSHIPS, WILL BE HELD ON A SEPARATE DAY TO THE WEIGHT PENTATHLON.

REGARDS MORRIE JAMES [9570 6958]

RESULTS FROM EAST BURWOOD VENUE

<u>6/7/95 60 METRES</u>		
1	Ken MILLSTEED	45 8.1
2	Brian TAIT	53 8.6
3	Don McMAHON	56 9.1
4	Lloyd NICHOLS	54 9.8
5	Alf HETHERTON	67 10.6
<u>4 MINUTE TIME TRIAL</u>		
	laps metres	
Audrey TUTCHENER	1 100	
Margaret DUGUID	1 100	
Gerry CLARKE	2 40	
Bob HENDERSON	2 140	
Peter MAY	2 140	
Graham BAKER	2 150	
<u>150 METRE SPRINT Heat 1</u>		
1	Ken MILLSTEED	45 19.4
2	Brian TAIT	53 20.4
3	Peter MAY	34 24.4
<u>HEAT 2</u>		
1	Don McMAHON	56 22.3
2	Alf HETHERTON	67 25.43
3	Lloyd NICHOLS	54 26.3
4	Barry BOYD	51 27.20
<u>6 LAP WALK, 5/10/15 LAP RUN</u>		
1	Bob HENDERSON	48 7.50
2	Ken MILLSTEED	45
3	Kathis SCHLEGEL	32 8.50
4	Leo WATSON	54 9.15
5	Brian TAIT	53 10.07
6	Dave MEIKLEJOHN	55 10.44
7	Karen THOMSON	Inv 15.19 W
8	Barry BOYD	51 15.55
9	Tina LEB	62 16.38 W
10	Vin O'BRIEN	67 17.09
11	Chris WOOLGAR	51 17.10
12	Bob POWER	52 17.56
13	Phil SODERSTROM	48 18.08
14	Joy CURTIS	53 18.12 W
15	Bob LEWIS	67 18.24
16	John CUNNINGHAM	50 19.08
17	Gerry CLARKE	40 19.11
18	Don McMAHON	56 19.11
19	Ray VALLANCE	50 19.18
20	Dave LANGLEY	56 19.25
21	Doug PETROFF	53 19.26
22	Bob BATEMAN	65 19.27
23	Dianne PATTON	42 19.44
24	Ewen WILSON	42 21.07
25	Frank TUTCHENER	67 22.43
26	Audrey TUTCHENER	66 22.51 W
27	John THOMSON	45 22.52 W
28	Diane BAKER	38 22.52
29	Peter MAY	34 23.02
30	Bob CURTIS	53 23.55
31	Rob BAULCH	47 24.54
32	John BELL	50 27.01
33	John SUTTON	52 27.54
34	Sue SUTTON	49 29.31 W
35	Marlene PETROFF	53 34.42
<u>13/7/95 50 METRE SPRINT</u>		
1	Brian TAIT	53 7.37
2	Don McMAHON	56 7.63
3	Alf HETHERTON	66 9.13

<u>1200 METRE WALK</u>		
1	Joan CLARK	64 11.58
2	Frank TUTCHENER	67 11.59
3	Betty HORSKINS	57 13.18
<u>800 METRES</u>		
1	John GREEN	50 2.43
2	Barry BOYD	51 2.45
3	Kathie SCHLEGEL	32 3.11
4	Lloyd NICHOLS	54 3.37
5	Gerry CLARKE	40 3.39
<u>100 METRES</u>		
1	Brian TAIT	53 13.86
2	Don McMAHON	56 14.61
3	Alf HETHERTON	66 16.23
4	Frank TUTCHENER	67 20.20
<u>3.4K SPIRAL H'CAP Actual Fin. Time</u>		
1	Doug PETROFF	13.29 17.44
2	Barry BOYD	12.58 17.58
3	Damein AHEARNE	13.30 18.10
4	Dave LANGLEY	15.23 18.23
5	John CUNNINGHAM	15.10 18.25
6	Rob BAULCH	13.16 18.26
7	Don McMAHON	15.30 18.30
8	Coral MONK	15.58 18.33
9	Cynthia HERBERT	16.45 18.35
10	Brian TAIT	16.7 18.42
11	Kathy PRESTEGARI	17.35 18.45
12	Diane PATTON	16.32 18.57
13	Dave HERBERT	15.48 19.03
14	Phyllis GOSBELL	18.10 19.20
15	John GOSBELL	15.21 19.21
16	Glenys PILLING	16.38 19.38
<u>2.1K SPIRAL H'CAP WALK</u>		
1	Karen THOMSON	12.45 18.15
<u>20/7/95 100 METRE SPRINT</u>		
1	Brian TAIT	53 13.75
2	Alf HETHERTON	66 17.64
<u>600 METRE WALK</u>		
1	Bob LEWIS	67 3.42
2	Joy CURTIS	53 3.49
3	Phyllis GOSBELL	57 4.03
4	Joan CLARK	64 6.08
5	Frank TUTCHENER	67 6.08
<u>1600 METRES</u>		
1	Doug PETROFF	53 5.32
2	Barry BOYD	51 5.36
3	Rob BAULCH	47 5.44
4	Richard PIESSE	52 5.51
5	Diane BAKER	38 7.58
<u>3/4/6 K RUN plus 3K WALK</u>		
N.O.T. TEAM		
	Phyllis GOSBELL	21.36
	Margaret DUGUID	14.05
	Richard PIESSE	16.14
	Barry BOYD	23.53
	Nomin. Time 70 Mins Act. Time	75.48
	Tina LEB	19.58
	Cherie BALDWIN	15.41
	Bob POWER	16.28
	Vin O'BRIEN	25.09
	Nomin Time 80.10 Actual time	77.16

RESULTS FROM EAST BURWOOD VENUE

<u>20/7/95 Cont.</u>		
Joy CURTIS	21.13	
Coral MONK	13.05	
John GOSBELL	16.55	
Rob BAULCH	25.34	
Nom. time 78.05 Actual time	76.47	
Marlene PETROFF	22.40	
Don COX	14.02	
Bob HENDERSON	20.04	
Doug PETROFF	24.56	
Nom Time 81.10 Actual time	81.42	
Bob LEWIS	18.54	
Graham BAKER	15.03	
Bob BATEMAN	18.26	
Peter DODGSHUN	25.16	
Nom time 78.50 Actual time	77.39	
Frank TUTCHENER	30.01	
P. BATTRICK	17.54	
Diane PATTON	14.30	
Phil SODERSTROM	24.39	
Nom time 86.30 Actual time	87.04	
Chris WOOLGAR	12.06	
Glenys PILLING	13.30	
John HALL	15.32	
Sam DEFANIS	22.51	
Nomin time 65.40 Actual time	65.39	
John CUNNINGHAM	13.35	
Lloyd NICHOLS	24.05	
Ray VALLANCE	18.14	
John BELL	25.30	
Nomin time 83.00 Actual time	81.24	
<u>27/7/95 800 METRE WALK</u>		
1	Joy CURTIS	53 5.15
2	Joan CLARK	64 7.32
<u>2 X 50 METRE RELAY</u>		
1	Don McMAHON	56
	Brian TAIT	53 13.83
2	Marg DUGUID	58
	Ken MILLSTEED	45 15.24
<u>200 METRES</u>		
1	Ken MILLSTEED	45 27.17
2	Don McMAHON	56 30.16
<u>8 LAP WALK</u>		
1	Tina LEB	62 21.03
2	Joy CURTIS	53 22.36
3	Joan CLARK	64 31.09
4	Frank TUTCHENER	67 34.45

10 LAPS

1	Bob CURTIS	53 14.39
2	Doug PETROFF	53 14.56
3	Rob BAULCH	47 15.20
4	Bob HENDERSON	48 15.46
5	John HALL	48 15.59
6	John BELL	50 16.00
7	Chris WOOLGAR	51 16.30
8	Ray VALLANCE	50 17.32
9	John CUNNINGHAM	50 17.35
10	Eric DAVIDSON	54 17.58
11	Don McMAHON	56 18.15
12	Don COX	59 18.16
13	Glenys PILLING	32 18.59
14	Brian TAIT	53 19.11
15	Bob LEWIS	67 19.31
16	Bob LOADER	66 19.31
17	Chas McCRAE	62 19.35
18	Gerry CLARKE	40 19.36
19	Marg DUGUID	58 20.03
20	Marlene PETROFF	53 21.37
21	Lloyd NICHOLS	54 25.00

25 LAPS

1	Damien AHEARNE	36 39.55
2	Peter DODGSHUN	43 40.56
3	Bob POWER	52 42.47

Victorian Veterans Athletic Club Inc
Aberfeldie Venue

WESTERN REGION GAMES

INVITATION

Wednesday 11 October 95

Join us, on the lay day in the middle of the Vichealth 5th Australian Masters Games for the 7th Annual ATHLETICS event of the Western Region Games under lights at the synthetic surfaced Athletic Track, Corio Street, Moonee Ponds.

Start 7:00 pm - 100m, 200m, 3000 walk, 1500m, 400m and 5000 metres. Incl., wheelchair in all events

Certificates to ALL. Medals to first placegetters in each 5 year Veteran age division. BBQ Supper available after 5000 metres at presentations
Donation \$4.00 first event, each extra event \$1.00

Enquiries and early entries
(03) 9398 1884 Lorraine Woodman
(03) 9379 4656 Rhonda Hircoe

Proudly assisted by
North Western Physiotherapy Group
Physiotherapy - A part of the Team

1	Brian TAIT	53	7.37	Bob POWER	16.28
2	Don McMAHON	56	7.63	Vin O'BRIEN	25.09
3	Alf HETHERTON	66	9.13	Nomin Time 80.10 Actual time	77.16

5 JULY 1995

Aberfeldie Venue -- Date:- 12 JULY 1995

Aberfeldie Venue -- Date:- 19 JULY 1995

100 metres

Marg Perrott	36	13.22sec
John Howes	59	13.57
Tom P.X.Burke	44	13.75
Grant Glassford	28	17.60
Lorraine Woodman	58	19.84
Chris Brown	Inv.	12.53

200 metres run

Glass Glassford	28	25.75
Chris Brown	Inv	26.32
Marg Perrott	36	27.53
Bernard Angel	41	27.56
John Howes	59	28.09
Tom P.X.Burke	44	30.06
Lorraine Woodman	58	38.84

1 Mile run

R. Rossi	33	5.02
Brian Marantelli	40	5.02
Charles Copeland	34	5.14
Rodney Groves	28	5.15
Peter Shone	49	5.27
Bill Turne	45	5.38
Pat Maye	62	5.41
Denis Holden	42	6.27
D. Hamilton-Ritchie	50	6.29
Rhonda Hircoe	45	6.32
Bill Page	64	6.34
Chris Lyall	37	7.06
Denis Sinnott	45	7.15

4,000 metres run

1 Joe Brown	47	14.50
2 Bernard Angel	41	17.28
3 Allan Bashford	56	17.39
4 Denis Holden	42	17.45
5 Rhonda Hircoe	45	17.58
6 Denis Sinnott	45	19.46
7 Margaret Cassidy	51	20.29
8 Chris Lyall	37	21.17
9 Barry Preta	31	22.43
Brad Turner	Inv	17.38

6,000 metres run

1 Charles Copeland	34	21.49
2 Rodney Groves	28	21.55
3 Brian Marantelli	40	21.56
4 Peter Shone	49	24.00
5 Bill Turne	45	25.04

6 Bill Page	64	25.51
7 Duncan Hamilton -Ritchie	50	27.21

70 metres

1.Paul Di Berardino	36	8.10
2.Malcolm Burns		9.16
3.Chris Lyall	37	10.28
4.Brian Harvey	46	10.25
5.Bernie Angel	41	10.50
6.Ray Rossi	33	11.50
7.Lorraine Woodman	58	12.10
8.Christine Griffith	46	12.30

800 metres

1Ray Rossi	33	2.16
2.Bernie Angel	41	2.21
3.Rodney Groves	28	2.22
4.Danny Hawksworth	Inv.	2.33
5.Bill Turner	45	2.36
6.Denis Holden	42	2.56
7.Denis Sinnott	45	3.20
8.Chris Lyall	37	3.28
9.Brian Harvey	46	3.24
10.Christine Griffith	46	3.51
1. Joanne Brown	Inv.	3.40 Walk

300 metres

1 Ray Rossi	33	46.19
2.Brian Harvey	46	57.59
3.Lorraine Woodman	58	59.10
4.Christine Griffith	46	61.20

6,000 metres run

1.Joe Brown	47	23.25
2.Denis Holden	42	26.11
3.Rhonda Hircoe	45	27.11
4..Cos Pietrelli	50	29.01
5.Chris Lyall	37	30.50
6.Margaret Cassidy	51	31.09
7.Les Cations	37	41.19

Barry Preta	31 5.2K	25.20
Denis Sinnott	45 4K	19.39
George Marney	58 4K	20.54
Barbara Beaumont	48 4K	22.05

8,000 metres

1.Charles Copland	34	29.01
2.Rodney Groves	28	29.48
3..Bill Turner	45	34.02

100 metres

John Howes	59	14.44
Paul Di Berardino	36	12.56
Chris Lyall	37	15.07

200 metres run

John Howes	59	28.97
Bill Turner	45	29.47
Chris Lyall	37	32.60

TROPHY EVENT 600 metres run

	Nom	Actual	
D. Hamilton-Ritchie	50	2.30	2.17 - 13
Barbara Beaumont	48	2.45	2.39 - 06
Rodney Groves	28	1.38	1.44 + 06
Joe Brown	47	1.40	1.44 + 04
Bill Turne	45	2.00	2.01 + 01 *
Denis Holden	42	2.17	2.18 + 01 *
Rhonda Hircoe	45	2.10	2.15 + 05
Denis Sinnott	45	2.15	2.20 + 05
Brian Manantelli	46	1.40	1.44 + 04

3000 metres run

1 Joe Brown	47	11.47
2 Kevin Cassidy	34	12.50
3 Barbara Beaumont	48	16.00
4 Allan Hircoe	48	16.20
5 Gordon Burrows	55	17.43
6 Les Cations	37	19.45

5,000 metres run

Charles Copeland	34	16.37
Rodney Groves	28	17.52
Brian Marantelli	40	17.39
Peter Shone	49	18.38
Danny Hawksworth	Inv.	20.24
Rob Waters		20.26
Scott Hoskin	27	20.35
Brad Turner	Inv	21.01
Denis Holden	42	21.27
Bill Turner	45	22.30
D. Hamilton-Ritchie	50	22.45
Rhonda Hircoe	45	22.47
Cos Pietrelli	50	23.38
Margaret Cassidy	51	23.54
Barry Preta	31	23.57
Chris Lyall	37	24.43
George Marney	58	25.10
Denis Sinnott	45	25.17

WALKERS * WALKERS * WALKERS

10 KM Walks will be held from Mentone, open to walkers of all abilities, on the following Sunday mornings at 8.30 a.m.

Jan. 29th	Aug. 27th	Sep. 24th
Oct. 22nd	Nov. 19th	Dec. 17th

Make it a New Years Resolution to compete in as many of these monthly Time trials as you can. If the weather is too hot or cold 5 Kms or 15 Kms may be substituted.

For further information ring John BECK 583 0934

ADVERTISERS WANTED

We have room for a few small advertisements in future copies of "AROUND THE GROUNDS". Have you a business that you would like the members to be aware of. This way you can help the Club and yourself at the same time. The cost is very small. Ring me on 795 1169 for information. Ed.

RESULTS OF MEETING AT CAULFIELD VENUE - JULY 1995

<u>100M (H/C) 4.7.95</u>	Age	Fin	H/c
Steve ZIMARIS	38	11.82	Scr
Kevin MARION	59	12.20	10m
Rob OSBORNE	42	12.50	6m
Stan STANKOVIC	72	12.91	18m
Domenick MORINA	56	13.95	28m

10 LAP RUN - 4.7.95

Geoff HOLDEN	41	12.59
Jeff BOOT	39	14.22
Jim McLURE	49	14.39
Robert McKENNA	45	14.40
Tony FAHY	52	15.39
Roy STANWAY	61	15.50
Graham POSSOR	40	16.16
D. THORNTON	40	16.26
Doug WALLACE	54	16.32
Bob POWER	52	16.45
Rodney FORD	54	16.48
Case HUYSMANS	62	17.04
Peter BATTRICK	51	17.07
Kevin BROWN	58	17.10
Rob OSBORNE	42	17.21
Michael HEFFERNAN	60	17.34
Stephen YOUNG	43	17.53
Greg MAULDON	57	17.54
Terry STUBBS	45	18.02
Peter McGRATH	55	18.21
Gerry BLANCHFIELD	52	18.26
Rhonda TRENGROVE	47	19.07
Domenick MORINA	56	19.13
Lesley GRIMES	34	20.00
Jane STURZAKER	42	20.13
Judy WINES	57	20.19
Joe FALLON	40	21.24
George YEOMANS	50	DNF

400M SPRINT (Under 50) 11.7.95

Steven YOUNG	43	68.42	8 sec
Don PRITCHARD	45	68.94	Go
Rob OSBORNE	43	72.36	8 sec
Dennis THORNTON	41	76.55	8 sec

The Caulfield Committee voted at their last meeting to make our two 80 year-old's, Andy Smith and Ralph Field, honorary members of our venue due to their valuable contribution to athletics. This is an incentive for all runners to continue running at our venue until your 80th birthday and you too can become an honorary member!

<u>600 MTR RUN 4.7.95</u>	Age	Fin	H/c
D. THORNTON	40	2.28	40sec
Stephen YOUNG	43	2.31	50 "
Fred BICHSEL	58	2.32	35 "
Steve ZIMARIS	38	2.33	50 "
Eddy STACK	60	2.34	35 "
*George YEOMANS	50	2.46	45 "

6 LAP WALK - 4.7.95

Ken LaROCHE	60	13.11
Joy HERBERT	51	13.39
Maureen SEEDSMAN	57	14.44
Kevin MARION	59	14.45
Frank WARREN	69	16.04
Keith COSTER	66	16.21
Darrel POLGLASE	55	16.22
Jill ROLLS	47	17.25
Ian BEAUMONT	Inv	17.28
Ralph FIELD	81	17.39
Margaret BEAUMONT	57	17.44
Dot JACK	70	18.20
Nola FINN	59	19.59
Terry CROWLEY	61	DNF

200M SPRINT - 11.7.95

Stephen YOUNG	43	38.35	13 sec
Stan STANKOVIC	72	38.72	6 sec
Eddy STACK	61	39.53	7 sec
Jim KING	56	39.72	11 sec
Domenick MORINA	56	42.13	4 sec

400M SPRINT (Over 50) 11.7.95

Eddy STACK	61	94.51	23 sec
Fred BICHSEL	58	94.91	23 sec
Kevin MARION	59	97.06	25 sec
Doug ADENEY	51	97.63	33 sec
Jim KING	56	98.63	28 sec

WALK Est distance in 15 min 22 sec - 11.7.95

Kevin MARION	59	6L 15 + 5	1st
Darrel POLGLASE	55	5L 244 - 6	2nd
Ian BEAUMONT	59	5L 177 + 7	3rd
Nola FINN	59	4L 183	-17
Jill ROLLS	47	5L 130	-70
Frank WARREN	69	5L 310	+10
Joy HERBERT	52	6L 304	-49
Ralph FIELD	81	5L 118	-32
Alan MIDDLETON	46	5L 266	+66
Ken LaROCHE	60	7L 5m	+105
Marg MARION	55	5L 153	-47

RESULTS OF MEETING AT CAULFIELD VENUE - JULY 1995

20 LAPS E/TIME - 11.7.95

	Age	Est.	Actual
Jeff BOOT	38	28.30	29.18
Robert McKENNA	45	30.00	31.24
Dennis THORNTON	41	33.12	32.12
Rob OSBORNE	43	32.35	32.22
Tony FAHY	52	32.00	33.18
Graham PROSSOR	40	33.45	33.18
Rodney FORD	54	35.55	33.46
Bob POWER	52	50.00	34.56
Steve ZIMARIS		34.00	34.59
Case HUYSMANS	62	34.50	35.40
Doug WALLACE	54	36.00	35.43
Kevin BROWNE	58	35.20	36.20
Greg MAULDON	57	37.33	37.03
Joshua FAHY	Inv	40.00	37.06
Michael HEFFERNAN	60	36.00	37.07
Terry STUBBS	46	38.45	37.22
Stephen YOUNG	43	38.00	37.59
Peter McGRATH	55	38.33	38.28
Rhonda TRENGROVE	47	40.00	38.55
Gerry BLANCHFIELD	52	39.30	39.08
Domenick MORINA	56	38.50	39.36
Jane STURZAKER	42	44.00	42.00
Judy WINES	57	42.40	43.02
Ben MORREY	66	38.20	30.00 (dnf)

1st Stephen Young, 2nd Peter McGrath,

3rd Rob Osborne

4K H/C - 18-7-95

	Age	Fin	H/c time
Rhonda TRENGROVE	47	18.45	13.55
Howard ROSS	50	16.09	13.59
Peter McGRATH	55	17.55	14.05
Tony FAHY	52	15.28	14.08
Denis THORNTON	40	16.12	14.12
Domenick MORINA	56	19.10	14.20
Lesley GRIMES	34	15.32	14.22
Gabriel CARMONA	52	15.31	14.31
Terry STUBBS	45	17.54	14.34
Case HUYSMANS	67	17.19	14.39
Rodney FORD	54	16.49	14.39
Gerry BLANCHFIELD	52	18.32	14.42
Michael HEFFERNAN	60	17.54	14.44
Rob OSBORNE	42	15.18	14.58
Jeff BOOT	39	15.06	15.16
Greg MAULDON	57	17.52	15.22
Peter BATTRICK	52	18.20	15.30
Des MIDDLETON	48	16.48	15.38
Johnny O'CONNOR	34	16.45	16.45
Stephen YOUNG	43	20.39	17.49
Chris CLARK	41	20.39	17.49

100M SPRINT H/C - 18.7.95

Jim KING	56	11.75	(15 mtr)
Domenick MORINA	56	12.72	(28 mtr)
Stephen YOUNG	43	13.15	(6 mtr)
Steve ZIMARIS	38	DNF	

300 MTRS H/C - 18.7.95

	Age	Fin	H/cap
Kevin MARION	59	67.0	19 sec
Denis THORNTON	40	68.08	22 "
Ian BRITTAIN	61	68.28	22 sec
Rob OSBORNE	42	68.15	22 sec
Fred BICHSEL	58	68.17	17 sec
Doug ADENEY	51	68.28	22 sec
Eddie STACK	61	68.38	18 sec
Don PRITCHARD	45	69.00	20 sec
Chris CLARK	41	69.15	21 sec
Jim KING	56	69.25	22 sec
Stephen YOUNG	43	70.0	25 sec
John O'CONNOR	34	71.0	25 sec
Lesley GRIMES	34	74.0	17 sec
Steve ZIMARIS	38	75.0	26 sec
Gabriel CARMONA	52	87.0	18 sec

4K H/CAP WALK - 18.7.95

	Age	Fin	H/c time
Sandra MIDDLETON	46	25.32	32.32
Frank WARREN	69	27.38	32.38
Ralph FIELD	81	30.14	32.44
Joy HERBERT	52	23.12	32.42
Darrel POLGLASE	55	28.00	33.00
Ken La ROCHE	60	23.12	33.12
Kevin MARION	59	25.54	33.24
Alan MIDDLETON	46	27.00	34.00

100M SPRINT - 25.7.95

Stan STANKOVIC	72	11.36	20m
Domenick MORINA	56	11.73	28m
Steve ZIMARIS	38	12.11	Scr
Kevin MARION	59	12.45	9 m

RESULTS OF MEETING AT CAULFIELD VENUE - JULY 1995

22 MINS EST DISTANCE RUN 25.7.95

	Est	Actual
Gabriel CARMONA	52	16.00 13.350
Lesley GRIMES	34	14.200 13.350
Graham PROSSOR	40	13.250 13.300
Denis THORNTON	40	13.200 13.270
Bob POWER	52	13.100 13.130
Terry STUBBS	45	12.50 12.90
Peter McGRATH	55	12.28 12.510
Rodney FORD	54	12.00 12.320
Greg MAULDON	57	13.200 12.300
Kevin BROWNE	58	14.00 12.300
Peter BATTRICK	52	12.200 12.240
Case HUYSMANS	62	12.200 12.220
Des MIDDLETON	48	13.100 12.120
Michael HEFFERNAN	60	12.100 12.104
Paul MEREDITH	33	11.00 11.75
Rhonda TRENGROVE	47	11.300 11.60
Gerry BLANCHFIELD	52	10.800 11.320
Mark BENJAMIN	58	11.200 11.305
Jane STURZAKER	42	11.00 10.365
Judy WINES	57	10.50 10.310
Robert McKENNA	45	12.200 9.35
Tony FAHY		13.100 ?

1st Mike Heffernan + 4 mtrs
 2nd Case Huysmans + 20 mtrs
 3rd Bob Power + 20 mtrs

GEELONG VENUE RESULTS JULY 1995 (CONT)

3000 METRES 26/7/95

Graeme WATKINS	37	9.22
Dave ELWARD	45	9.27
John MOORE	44	10.39
Ron CAMPBELL	52	10.42
Crichton COLLINS	44	10.52
Gary GIBSON	42	10.54
Tom BLOOD	55	11.26
Peter URBAN	43	11.40
Trevor BEATON	37	11.56
Bob SEAMER	49	12.05
Rimma McAVOY	54	12.11
Alan FOOT	52	12.37
Brian WOODS	58	13.35
Patsy SALATHIEL	58	15.45
Margery BOYCE	34	16.02
Fred BARNETT	47	17.00

22 MINS EST DISTANCE WALK 22.7.95

	Est.	Out by
Darrel Polglase	55	7.34 - 45 mtrs
Nola FINN	59	6.170 - 5 mtrs
Domenick MORINA	56	6.200 + 348 mtrs
Margaret MARION	55	7.200 + 70 mtrs
Kevin MARION	59	8.300 - 20 mtrs
Ralph FIELD	81	7.00 + 92 mtrs
Frank WARREN	69	8.100 - 74 mtrs
Sandra MIDDLETON	46	8.350 - 90 mtrs
Joy HERBERT	52	9.200 + 25 mtrs
Alan MIDDLETON	46	8.00 + 104 mtrs
Ian BEAUMONT	59	7.15 + 70 mtrs
Ken LaROCHE	60	10.00 ?

1st Nola Finn - 5 mtrs
 2nd Kevin Marion - 20 mtrs
 3rd Joy Herbert + 25 mtrs

400M H/C - 25.7.95

Gabriel CARMONA	52	88.43	12 sec
Eddy STACK	61	94.18	23 sec
Fred BICHSEL	58	94.86	23 sec
Don PRITCHARD	45	95.16	26 sec

400 METRES

Graeme WATKINS	37	59.63
Gary GIBSON	42	67.86
Bob SEAMER	49	68.37
Rimma McAVOY	54	78.28
Nancy BELLEW	39	83.81
Alan FOOT	52	86.40
Brian WOODS	68	87.34
Margery BOYCE	34	96.55
Val FOOT	52	96.85
Patsy SALATHIEL	57	122.71
Fred BARNETT	47	127.78

100 METRES 19-7-95

Bob SEAMER	49	14.13
John CAULFIELD	47	14.40
Alan FOOT	52	14.66
Brian WOODS	58	16.35
Nancy BELLEW	39	16.69
Phil GIRDLER	61	16.97
Rimma McAVOY	54	16.97

GEELONG VENUE RESULTS - JULY 1995

3200 METRES 5/7/95

Dave ELWARD	45	10.10
Jeff WALKER	47	10.40
Ron CAMPBELL	52	11.27
John MOORE	44	11.34
Mike McAVOY	60	11.44
Gary GIBSON	42	11.47
Tom BLOOD	54	12.32
Peter URBAN	43	12.36
Bob SEAMER	49	13.18
Rimma McAVOY	54	13.25
Wendy SIZELAND	49	13.37
Dalc JENNINGS	57	13.56
Alan FOOT	52	14.29
Brian WOODS	58	14.34
Sue STRATTON	44	15.39
Patsy SALATHIEL	57	17.05
Maryanne GOBLE-BLAIR	41	18.31
Fred BARNETT	47	18.35

400 METRES

Gotfried SCHUTZ	42	59.36
Peter URBAN	43	63.56
Bob SEAMER	49	66.25
Gary GIBSON	42	66.70
John MOORE	44	76.53
Alan FOOT	52	87.52
Maryanne GOBLE-BLAIR	41	1.56
Fred BARNETT	47	2.02

2800 METRES 12/7/95

Dave ELWARD	45	8.50
Jeff WALKER	47	9.17
Rex SIZELAND	52	9.50
John MOORE	44	10.04
Ron CAMPBELL	52	10.08
Gary GIBSON	42	10.12
Crichton COLLINS	44	10.16
John CAULFIELD	47	10.42
John INTURRISI	35	10.49
Tom BLOOD	54	10.56
Joe WEILER	54	11.06
Peter URBAN	43	11.10
Bob SEAMER	49	11.24
Wendy SIZELAND	49	11.43
Rimma McAVOY	54	12.07
Alan FOOT	52	12.26
Brian WOODS	58	12.29
Sue STRATTON	44	15.02
Patsy SALATHIEL	57	14.49
Fred BARNETT	47	16.05

600 METRES

Gotfried SCHUTZ	40	1.35
Gary GIBSON	42	1.46
Bob SEAMER	49	1.52
John CAULFIELD	47	1.55
Joe WEILER	55	2.04
Alan FOOT	52	2.16
Rimma McAVOY	54	2.20
Brian WOODS	58	2.21

200 METRES

Gotfried SCHUTZ	42	27.02
Alan FOOT	52	31.78
Joe WEILER	55	34.14
Brian WOODS	58	34.86

MILE 19-7-95

Dave Elward	45	4.51
Jeff WALKER	48	5.02
Trevor CANTWELL	39	5.08
Rex SIZELAND	52	5.16
John MOORE	44	5.22
Gary GIBSON	42	5.25
Crichton COLLINS	44	5.39
John CAULFIELD	47	5.47
John INTURRISI	35	5.48
Bob SEAMER	49	6.07
Tom BLOOD	55	6.12
Dale JENNINGS	57	6.19
Rimma McAVOY	54	6.21
Wendy SIZELAND	49	6.29
Alan FOOT	52	6.42
Brian WOODS	58	6.46
Phil GIRDLER	61	7.17
Marjorie BOYCE	34	8.17
Fred BARNETT	47	9.00

1000 METRES 19-7-95

John MOORE	44	3.06
Trevor CANTWELL	39	3.08
Gary GIBSON	42	3.23
Crichton COLLINS	44	3.24
John CAULFIELD	47	3.25
Bob SEAMER	49	3.32
Dale JENNINGS	57	3.36
Tom BLOOD	55	3.37
Rimma McAVOY	54	3.48
Alan FOOT	52	3.51
Brian WOODS	58	4.04
Phil GIRDLER	61	4.23
Nancy BELLEW	38	4.51
Marjorie BOYCE	34	4.56
Fred BARNETT	47	5.35



*** = First run with us.

= PB this venue, this year

THURS 29 JUNE 33 runners & REYNARD the fox battled a cold wind tonight. REYNARD appeared on the track at the start of the Mile race & seemed inclined to participate. He showed good form as he loped around inspecting the field but finally headed home, pausing to cock his leg in disdain. BERNICE & BARB are back at their old battles; BERNICE taking honours by 1 sec in the Mile & BARB by 10M in the Time Trial. Everybody ran a WORLD RECORD TIME tonight. The Time Trial was set at 26.43.53 (Haile Gebrselasie's new 10K world record), runners were then able to compare their effort to the World Record.

THURS 8 JULY 41 runners enjoyed a mild winter's night & warmed up on Yankee hot dog & donut supper to farewell BARB & TOM as they went "shuff'n off to Buffalo". We presented them with a survival kit of Vegemite, sultanas & teabag all in dinky di pie bag. KEVIN was looking fit & well after his ordeal in the snow on the roof tops of America. He outsprinted JOHN B & ANDREW H in the 5K finish. GORDON P & BEN looked like twins coming down the 5K straight. Two similar "vertically challenged" statures but a vast difference in age. They fought it out right to the line for a dead heat.

		THURS					THURS				
		100M	200M	1MILE	26m43.53secs T/Trial LAPS	4METRES	100	200	800	5K	
WEBSTER	Donna F30						JULY6	16.22			
LYNCH	Bernice F35	JUNE29	24.72	51.33	6.41.39	14	390	JULY6	26.52	55.00	3.22
RUELLOT	Dominique F40							JULY6			24.29
BRAIN	Glenyce F45	JUNE29				11	320	JULY6			28.17
GRIFFITHS	Christine F45	JUNE29	19.13					JULY6	18.41		
CAR	Bev F50							JULY6		4.06	29.54
ROBOTHAM	Kate F50	JUNE29				11	370	JULY6			28.20
MENZIE	Winsome F55	JUNE29	19.53					JULY6	19.01		
DALGLEISH	Barb F55	JUNE29			6.42.37	15	00	JULY6		3.07	21.52
SAUNDERS	Vonda F55	JUNE29				12	20				
CASSIDY	Kevin M30							JULY6			21.10
HARRAP	Chris M30							JULY6			11.25 (3K)
NORRIS	Daniel M30	JUNE29	16.97	38.03	6.56.87	12	70	JULY6	16.32	41.47	3.05
HIDES	Andrew M30							JULY6	12.53		25.24
WILSON	Robert M30	JUNE29			5.58.??	14	160				
HARRAP	Richard M30	JUNE29				15	60			2.39	
GIORGIOU	Francis M35	JUNE29	19.57		8.08.34			JULY6	20.97		4.09
CATIONS	Les M35	JUNE29				10	210	JULY6			32.00
STAUNTON	John M35	JUNE29	14.22	28.84		15	60	JULY6			2.18
JORDAN	Andrew M35	JUNE29				16	250				
RADEMAKER	Fred M40	JUNE29			5.56.88	17	10	JULY6			22.21 (8K)
MUSCAT	Mario M40	JUNE29	17.21			10	380	JULY6			3.26
CARTER	Ken M40	JUNE29	21.04	45.50	9.39.60	5	160	JULY6	19.51	44.40	3.51
CORNALL	Ian M40	JUNE29				12	240	JULY6			25.24
MARSH	Trevor M40	JUNE29				18	45				
GIBBS	Bruce M40	JUNE29	13.31	28.49	7.10.80						
TURNER	Bill M45	JUNE29	14.16		5.44.74	16	120	JULY6			2.31
BARBARO	John M45	JUNE29				15	20	JULY6			21.11
HALLETT	Len M45					15	330	JULY6			3.30
KYTE	Bill M50							JULY6	15.87	33.13	2.55
PROUDFOOT	Gordon M50							JULY6			21.25
MOODY	Keith M50							JULY6		31.10	2.42
RYAN	Bill M50	JUNE29				15	30	JULY6			15.14(3K)
HARBERT	Ray M55							JULY6			20.36
GOGGIN	Bernie M55	JUNE29		40.58		13	365				
DALGLEISH	Tom M60	JUNE29				14	150	JULY6			23.03
WILSON	Neville M65							JULY6			22.53
GOODE	George M65							JULY6		34.80	3.41
SCHIPANO	Frank M65	JUNE29	17.81	38.43	7.37.79	15	250				

GOODE	George	M65	JUNE29	17.81	38.43	7.37.79	15	250	JULY6			22.53
SCHIPANO	Frank	M65							JULY6		34.80	3.41



*** = First run with us.

= PB this venue, this year

THUR 13 JULY

5 & 20 athletes running round the TRACK.
 down came the rain & 3 slipped out the BACK.
 Only 15 athletes running 12 wet LAPS,
 most of them were Vets & just 3 younger CHAPS.
 Dry & wimpish athletes inside the warm CLUBROOMS,
 making smart remarks about fools & rain & DOOM.
 Rain sodden athletes finish with a WHOOP,
 head for the showers & Neville's carrot SOUP.

THURS 20 JULY

35 athletes enjoyed a perfect runner's night,
 cold & still. Congrats to RAY on his appearance on the cover of
 ATG. Autographed copies anybody? Welcome to ISAK. BERNIE &
 BERNICE ran the 8K together but she took off in the last lap & he
 could not run her down in the straight. Since the computer officially
 (& belatedly) put NEVILLE into the M65 group he has been running
 even better. BILL Z was worried that his time for the 100M would
 get back to the professional handicappers. Don't worry BILL we
 won't tell anybody about your secret training with us.

			THURS	70M	150M	100M/300M GAP RELAY	5K Est. EST(+/-SECS)	THURS	100M	200M	1500M	4K	8K
LYNCH	Bernice	F35	JUL13	15.65	40.31	EIGHTH	32.37(-400)	JUL20	23.50	62.80	8.05.71		39.05
SOUTHAM-SAHIN	Sue	F40						JUL20					42.53
BAMFORD	Vicki	F40						JUL20					42.53
GRIFFITHS	Christine	F45	JUL13	13.19	30.19	FIFTH		JUL20	18.94	40.56			
BRAIN	Glenyce	F45						JUL20				22.13	
ROBOTHAM	Kate	F50	JUL13				30.00(+93)	JUL20				22.04	
CAR	Bev	F50	JUL13		27.75	FOURTH		JUL20				22.52	
SAUNDERS	Vonda	F55						JUL20					34.56
MENZIE	Winsome	F55	JUL13	13.41									
NORRIS	Daniel	M30	JUL13	12.94	28.22	THIRD	24.00(+34)	JUL20	16.87	38.15	6.17.73	18.55	
HIDES	Andrew	M30	JUL13	9.00	19.50								
JORDAN	Andrew	M35						JUL20			5.16.92	16.22	
GIORGIOU	Francis	M35	JUL13	13.53		SECOND							
CATIONS	Les	M35	JUL13			EIGHTH	34.07(+241)	JUL20				26.41	
WALSHE	Geoff	M40						JUL20					31.36
RADEMAKER	Fred	M40						JUL20					26.07
MUSCAT	Mario	M40						JUL20	18.03			24.50	
MARSH	Trevor	M40						JUL20				11.20(2K)	
GIBBS	Bruce	M40	JUL13	9.50	20.94	FIFTH		JUL20	13.20	27.79	6.26.12		
CORNALL	Ian	M40						JUL20				19.33	
CARTER	Ken	M40	JUL13	11.72	25.19	SIXTH	34.37(-274)	JUL20	16.02	49.39	8.45.69	26.07	
TURNER	Bill	M45	JUL13		22.16	FOURTH	20.30(+20)						
MARTIN	Denys	M45						JUL20				16.59	
HALLETT	Len	M45	JUL13				28.00(-306)	JUL20			7.14.26		34.59
BARBARO	John	M45						JUL20	14.84	30.32		18.41	
PROUDFOOT	Gordon	M50						JUL20					35.48
MOODY	Keith	M50	JUL13		23.14	FIRST							
KYTE	Bill	M50						JUL20	17.56	36.00	6.06.33	17.50	
HARBERT	Ray	M55	JUL13				21.30(-89)	JUL20				17.04	
GOGGIN	Bernie	M55						JUL20			7.29.20		39.10
WILSON	Neville	M65	JUL13			SECOND	23.25(+36)	JUL20					37.16
SCHIPANO	Frank	M65	JUL13	11.77	31.36	SIXTH	28.00(-270)						
GOODE	George	M65	JUL13		26.25	THIRD							
ELLIS	John	M70						JUL20				19.30 (Walk 5 laps)	

MENTONE VENUE RESULTS

7/6/95

5 LAPS - "ET"

1.	Grace SMITH	75	17.30
2.	Jean JAMES	68	17.31
3.	Sylvia MACHIN	53	12.28
4.	Margaret BEAUMONT	57	15.01
5.	Nola FINN	58	16.52
6.	Gwen STEED	52	13.14
7.	Glad WISHART	51	13.11
8.	Darrel POLGLASE	55	13.13
9.	Rae ATKINS	63	13.18
10.	Ian BEAUMONT	59	14.42
11.	Maureen SEEDSMAN	57	12.23
12.	Kevin MARION	59	11.59
13.	Claudia MAXWELL	50	15.42
14.	Eddie GAMBLE	80	15.28
15.	John HALLO	53	11.09

5KM RUN - TRACK

1.	Terry HARRISON	49	13.43
2.	John KWEEN	52	14.48
3.	David POTTAGE	45	14.54
4.	Neil PADLBY	45	15.21
5.	Gordon LAUGHNAN	42	18.32
6.	Louis WASER	49	15.49
7.	Stephen YOUNG	43	18.48
8.	Doug WALLACE	54	18.48
9.	Greg MOULDON	57	18.32
10.	Don MCLEAN	61	17.14
11.	J. MAHONY	55	18.40
12.	Don HUGHES	58	18.15
13.	Graham STOCKDALE	53	16.46
14.	Jan GARRARD	47	20.10
15.	Rodney FORD	54	16.53
16.	Peter SMART	50	15.46
17.	Jeff MARK	46	16.21
18.	Carmel SMART		22.19
19.	Marion PERAZZO	43	19.37
20.	Rhonda TRENGROVE		20.03
21.	Janet FORD	27	20.06

100 METERS

1.	Ross KENT	53	40.7
2.	Stephen YOUNG	43	41.2
3.	Bob WISHART	53	41.5
4.	Mike JOHNSTON	73	48.6
5.	John KNOTT	51	49.1
6.	Gordon LOUGHNAN	42	57.2

7/6/95
1 MILE

1.	Khalid ELBARCHE	27	518
2.	Ted MCCOY	55	526
3.	Rob FINLAY	46	543
4.	Ian CASSELL	41	545
5.	John WAITE	54	605
6.	Carole MCCOY	50	655

* Age Track Record

14/6/95
3000 WALK H/C TROPHY

1.	Gwen STEED	52	25.
2.	Merrilyn TAIT	46	19.
3.	Wendy SEERS	53	21.
4.	Grace SMITH	76	25.
5.	Geoff BARROW	46	16.
6.	Sylvia MACHIN	53	18.
7.	Sylvia BIBEAU	40	21.
8.	John HALLO	53	16.
9.	Joy HERBERT	51	16.
10.	John BECK	58	19.
11.	Darrel POLGLASE	55	26.
12.	Fred BROOKS	61	17.
13.	Marlene GOURLAY	43	16.
14.	Jim MACHON	64	22.
15.	Joy HOGAN	43	18.
16.	Heidi ENGEL	53	25.
17.	Jean JAMES	68	26.
18.	Jean ALBURY	65	17.
19.	Margaret BEAUMONT	57	22.
20.	Angela SEERS	24	21.
21.	Claudia MAXWELL	50	23.
22.	Marie KILFOYLE	33	19.
23.	Joan RISLEY	58	23.
24.	Louis WASER	49	22.

1000 METERS

1.	Neil BOYLE	41	3-1
2.	Graham STOCKDALE	53	3-1
3.	Rob FINLAY		3-1
4.	Max BROOK	59	3-1
5.	John WAITE	54	3-2
6.	Stuart BOYLE	13	3-3
7.	John KNOTT	51	3-3
8.	Don MCLEAN	61	3-3
9.	Ron RABONE	43	3-4
10.	Carole MCCOY *	50	3-5
11.	Pam MEWS	60	4-4

* Age Track Record

MENTONE VENUE RESULTS

14/6/95
150 METERS - HEAT 1

1.	Graeme NODEN	57	19.04
2.	Stephen YOUNG	43	19.94
3.	Peter SINCLAIR	49	20.22
4.	Clint SINCLAIR	INV	20.30

150 METERS - HEAT 2

1.	Mike JOHNSTON	73	22.03
2.	Max BROOK	59	23.37
3.	Bill DALEY	70	24.35
4.	Gordon GOURLAY	66	25.15
5.	Kevin MCGRATH	64	26.47
6.	Nyala MILLAR	53	26.50

5000 H.C. TROPHY - ROAD

1.	Don MCLEAN	61	33.23
2.	Stephen YOUNG	43	34.33
3.	Graham STOCKDALE	53	35.12
4.	Gordon GOURLAY	66	38.50
5.	Neil BOYLE	41	33.03 (3)
6.	George YEOMANS	50	34.25
7.	Doug WALLACE	54	33.16
8.	John WAITE	54	34.00
9.	Greg WILLIAM	42	34.49
10.	Greg MAULDON	57	35.43
11.	Marion PERAZZO	43	33.45
12.	Betty MARK	47	37.03
13.	Jeff MARK	46	33.47
14.	Carmel SMART	44	35.20
15.	John MAHONY	55	31.40 (1)
16.	Don HUGHES	58	34.01
17.	Paul LYNOM	46	32.38 (2)
18.	Emma YEOMANS	INV	33.10
19.	Laurie COLLARD	38	34.43
20.	Bronwyn HANNS	31	33.45
21.	Rodney FORD	54	33.40
22.	Janet FORD	27	33.44
23.	Rhonda TRENGROVE	47	34.48
24.	Peter BENICE		33.22

21/6/95
1500 METERS

1.	Khalid ELBARCHE	27	4.44
2.	Neil BOYLE	41	5.06
3.	Rob FINLAY	46	5.11.7
4.	Ian CASSELL	41	5.12.9
5.	Max BROOK	59	5.27.2
6.	John KNOTT	51	5.28.3
7.	John WAITE	54	5.33.2

110 METERS "E.T."

1.	Bob WISHART	53	13.01
2.	Steve ZIMARI	38	13.35
3.	Graeme NODEN	57	13.62
4.	Stephen YOUNG	43	14.06
5.	Dick JEFFREY	52	15.67

21/6/95
110 METERS "E.T." (cont)

6.	Max BROOK	59	16.84
7.	Gordon GOURLAY	66	17.80

5KM - WALK - TRACK

1.	Ken LA ROCHE	60	27.17
2.	Marlene GOURLAY		27.50
3.	Geoff BARROW	46	28.52
4.	John HALLO	53	29.59
5.	Maureen SEEDSMAN	57	31.07
6.	Fred BROOKS	61	31.10
7.	Sylvia MACHIN	54	31.10
8.	V. CASH	43	32.15
9.	Gwen STEED	52	32.15
10.	Glad WISHART	51	34.00
11.	Darrel POLGLASE	55	34.03
12.	Angela SEERS	24	35.22
13.	Wendy SEERS	53	35.42
14.	Ern WALKER	81	36.53
15.	Ian BEAUMONT	59	37.24
16.	Margaret BEAUMONT	57	37.46
17.	Joan RISLEY	58	40.57
18.	Eddie GAMBLE	80	41.19
19.	Heidi ENGEL	53	43.40
20.	Grace SMITH	76	44.51
21.	Jean JAMES	68	45.16
22.	John BECK	58	29.57 (10 Le
23.	David CASH	43	19.18 (9.5 "
24.	Sylvie BIDEAU	40	25.17 (7 "
25.	Jean ALBURY	65	15.44 (6 "

5KM - RUN - TRACK

1.	Terry HARRISON	49	16.52
2.	Neil BOYLE	41	17.36
3.	Laurie COLLARD	38	18.54
4.	Ian CASSELL	41	18.59
5.	Roy STANWAY	61	19.39
6.	John WAITE		19.55
7.	Rod FORD	54	19.58
8.	Graeme STOCKDALE	53	20.24
9.	Rob FINLAY	46	20.39
10.	Jeff MARK	46	20.41
11.	Doug WALLACE	54	20.49
12.	Don MCLEAN	61	21.24
13.	Don HUGHES	58	21.24
14.	Stephen YOUNG	43	21.42
15.	Case HUYSMANS	62	21.54
16.	Paul LYNCH	45	22.08
17.	Gordon LOUGHNAN	43	22.58
18.	George YEOMANS	50	23.17
19.	Marion PERAZZO	43	24.02
20.	Jan GARRARD	47	24.43
21.	Rhonda TRENGROVE		25.26
22.	Merrilyn TAIT	45	25.41
23.	Gordon GOURLAY	66	26.47
24.	Betty MARK	47	27.13
25.	Carmel SMART	44	27.31

4. Stephen YOUNG	43	14.06	23. Gordon GOURLAY	66	26.47
5. Dick JEFFREY	52	15.67	24. Betty MARK	47	27.13
			25. Carmel SMART	44	27.31

MENTONE VENUE RESULTS

25/6/95

10k WALK - ROAD

1. Penny HALL	59.10
2. Gordon GOURLAY	63.59
3. Gwen STEED	72.48
Wendy SEERS 8 LAPS	50.39
Sylvia MACHIN 6 LAPS	37.55
Jim MACHIN 6 LAPS	37.54

28/6/95

60 METRES - HEAT 2

1. Graeme NODEN	57	7.85
2. Kevin MARION	59	9.01
3. Vienne CASH	43	9.20
4. Paul LYDON		9.31
5. Nyala MILLAR	53	10.02
6. Gordon GOURLAY	66	10.28

60 METRES - HEAT 1

1. Bob WISHART	53	7.74
2. Ross KENT	53	8.08
3. Mike JOHNSTON	73	9.14
4. Kevin McGRATH	64	10.75

400 METRES

1. Stephen YOUNG	43	59.0
2. Bob WISHART	53	60.3
3. Graham STOCKDALE	53	62.6
4. Mike JOHNSTON	73	76.7
5. Greg WILLIAM	42	85.1

800 METRES - "E.T."

Don McLEAN	61	2.46
Khalid ELBARCHE	27	2.20
Carole McCOY		3.02
Greg WILLIAM	42	2.57
John WAITE	53	2.43
Neil BOYLE	41	2.50

4 LAPS - ROAD

1. Neil BOYLE	41	11.29
2. Khalid ELBARCHE	27	11.39
3. Laurie COLLARD	38	12.09
4. John KNEEN	52	12.16
5. Ted McCOY	55	12.16
6. Louis WASER	49	13.20
7. D. WALLACE	54	13.36
8. Jeffrey MARK	46	13.45
9. Greg WILLIAM	42	13.58
10. Case HUYSMANS	61	14.19
11. Rod FORD	54	14.19
12. Paul LYDON		14.36
13. Stephen YOUNG	43	14.37
14. Don HUGHES	58	14.51
15. Don McLEAN	61	14.58

28/6/95

4 LAPS - ROAD (cont)

16. John MAHONY	55	15.03
17. Janet FORD	27	15.24
18. Marion PERAZZO	43	15.30
19. Graham STOCKDALE	53	16.50
20. Jan GARRARD	47	17.00
21. Gordon GOURLAY	66	17.19
22. Betty MARK	47	17.33

1 MILE WALK - TRACK

1. David CASH	43	8.05
2. Geoff BARROW	46	8.14
3. J. ALBURY	65	9.15
4. Sylvia MACHIN	54	9.23
5. Joy HOGAN	43	9.43
6. Maureen SEEDSMAN	57	9.45
7. Kevin MARION	59	9.48
8. Vivienne CASH	43	9.57
9. Merrilyn TAIT	46	9.59
10. Gwen STEED	52	10.02
11. John BECK	58	10.14
12. Glad WISHART	51	10.20
13. Lindsay BEATON	45	10.24
14. Darrel POLGLASE	55	10.38
15. Margaret MARION	55	10.43
16. Ian BEAUMONT	59	11.11
17. Ern WALKER	81	11.14
18. Sylvie BIDEAU	40	11.14
19. Margaret BEAUMONT	57	11.36
20. Eddie GAMBLE	80	11.31
21. Claudia MAXWELL	50	11.53
22. Dot JACK	70+	11.55
23. Jim MACHIN	64	12.07
24. Heidi ENGEL	53	13.45
25. Nola FINN	59	13.11
26. Heidi ENGEL	53	13.45
27. Grace SMITH	76	13.53

5/7/95

RUNNERS/WALKERS - RELAY - TRACK
400 W 800 R 400 W X 3

A. Grace SMITH	W	
Peter BENCE	R	23.02.5 (5)
Ken LA ROCHE	W	
B. Glad WISHART	W	
John KNEEN	R	21.27 (2)
Maureen SEEDSMAN	W	
C. Gwen STEED	W	
G. STOCKDALE	R	22.48.9 (4)
M. BEAUMONT	W	
D. Kevin MARION	W	
Greg MAULDON	R	26.19 (10)
Jean JAMES	W	

MENTONE VENUE RESULTS

5/7/95

RUNNERS/WALKERS - RELAY - TRACK
400 W 800 R 400 W X 3 (cont)

E. Dot JACKS	W	
Peter SMART	R	23.04 (6)
Marlene GOURLAY	W	
F. Sylvia MACHIN	W	
Stephen YOUNG	R	24.19 (8)
Heide	W	
G. Ian BEAUMONT	W	
Case HYSMAN	R	24.47 (9)
Darryl POLGLASE	W	
H. John HALLO	W	
Don McLEAN	R	21.53 (3)
Merrilyn TAIT	W	
I. Geoff BARROW	W	
Gordon LOUGHMAN	R	21.05 (1)
Don HUGHES	W	
K. Louis WASSER	W	
Paul LYNCH	R	23.48 (7)
Margaret MARION	W	

12/7/95

200METRES H/C

Dick JEFFREY	52	24.91
Stephen YOUNG	43	26.20
F. GERRAND	71	27.56
Ron AUST	69	23.65
Kevin MARION	59	24.00
George YEOMANS	50	25.14
Neil BOYLE		27.62

1200 METRES

1. Neil BOYLE	41	3.54.30
2. Graham STOCKDALE	53	4.14.20
3. Don McLEAN	61	4.21.30
4. Gordon LOUGHMAN	43	4.34.70

6.7 KM - ROAD

1. Terry HARRISON	23.41
2. Neil BOYLE	25.07
3. Peter BENCE	25.36
4. Laurie COLLARD	25.44
5. Roy STANWAY	27.34
6. John KNEEN	25.54
7. Rod FORD	28.05
8. Greg WILLIAM	28.53
9. R. AUST	29.47
10. Graham STOCKDALE	29.54
11. Case HUYSMANS	30.07
12. Doug WALLACE	30.14

12/7/95

6.7 KM - ROAD (cont)

13. Don McLEAN	30.24
14. Stephen YOUNG	30.48
15. Paul LYNCH	30.52
16. Don HUGHES	31.00
17. Gordon LONGHMAN	32.35
18. Phonda TRENNGROVE	33.08
19. Janet FORD	33.16
20. Greg MOULDON	34.56

4 KM WALK - TRACK

1. Ken LA ROCHE	60	21.40
2. Marlen GOURLAY	43	21.52
3. Geoff BARROW	46	22.13
4. John HALLO	53	22.44
5. Glennis McPHERSON	48	23.13
6. Jean ALBURY	65	23.30
7. Joy HOGAN	43	25.10
8. Gwen SREED	52	26.28
9. Darrel POLGLASE	55	27.53
10. Ern WALKER	81	28.25
11. Angela SEERS	24	28.34
12. Wendy SEERS	53	28.36
Kerrie TAYLOR	32	13.25 5
Jean JAMES	68	35.25
Sylvie BIDEAU	40	15.07 5
Kevin MARION	59	10.14 4
Grace SMITH	76	35.20

26/7/95

1000 METRES "E.T."

1. Laurie COLLARD	38	3.08
2. Graham STOCKDALE	53	3.10
3. Greg WILLIAM	42	3.28
4. Ian CASSELL	42	3.37
5. John BECK	59	4.31

150 METRES

1. S. ZIMARI	38	19.69
2. Dick JEFFREY	52	21.68

2/8/95

70 METRES

1. K. MARION	59	10.02
2. S. YOUNG	43	10.50
3. G. GOURLAY	66	11.52

300 METRES

1. E. YEOMANS	INV	45.43
2. S. YOUNG	43	45.73
3. J. GREDDDES	INV	47.04
4. G. GOURLAY	66	51.04

RESULTS FROM SPRINGVALE VENUE

5-7-95

600 METRES RUN

1. Bill HAINS	32	1.39.34
2. Ron MUIR	44	1.42.34
3. Brian McCANN	49	1.46.01

3KM WALK

1. Tony JOHNSON	55	14.30
2. Daniel MERCER	INV	16.01
3. Celia KELLY	47	16.02
4. Tony DORAN	43	17.15
5. Fred BROOKS	61	17.24

3KM RUN

1. Bill IRVINE	47	10.22
2. Neil PILLING	36	10.54
3. John ABEL	45	11.28
4. Laurie TELFER	47	11.58
5. Karl FAUVRELLE	54	12.03
6. Dave TALBOT	40	12.09
7. Tom DAVISON	62	12.32
8. Jim SMITH	54	13.09
9. Denise WICKHAM	44	13.54
10. Nicole CROUCH	INV	14.42
11. Sammy M	59	15.49
12. Ernie JEFFS	50	19.29

5KM RUN

1. Alan BENNIE	48	17.32
2. Rob CLUTTERBUCK	42	17.38
3. Bob HENDERSON	48	17.42
4. Bruce FERRIER	42	18.39
5. Denis PHILLIPS	53	19.10
6. Paul MULLINS	54	19.26
7. Ian ORR	44	19.29
8. Stan JORDAN	48	19.35
9. Ross MARTIN	43	19.42
10. Peter FIELD	37	19.42
11. Bill HUGHES	62	19.43
12. Ron LITTLE	52	20.34
13. Simon STARGOT	48	20.35
14. Bill CARR	46	20.44
15. Brian McCANN	49	20.44
16. Brian HOLCOMBE	49	20.44
17. Tom GALLAGHER	46	21.08
18. Juan PEREZ	56	21.30
19. Voyo NIKOLICH	51	22.17
20. Roland BROWN	54	22.34
21. Ken HOUGH	50	23.01
22. Kevin ONLEY	61	23.22
23. Alan DOUGLAS	49	23.22
24. Don CORRIE	45	23.38
25. Helen MYALL	53	23.53
26. John MANNINGS	49	23.54
27. Jack GUBBINS	66	24.32

12-7-95

200 METRES RUN

1. Bill HAINS	32	25.35
2. John FREAME	44	25.54

1600 METRES

1. Brian McCANN	49	5.38.90
2. Juan PEREZ	56	6.14.41
3. Roland BROWN	54	6.35.42

1600 METRES WALK

1. George PATON	53	8.32
2. Fred BROOKS	61	9.12

4KM RUN

1. Bob HENDY	50	13.43
2. Alan BENNIE	48	13.48
3. Rob CLUTTERBUCK	42	13.58
4. Bruce FERRIER	42	14.46
5. Neil PILLING	36	14.48
6. Denis PHILLIPS	53	14.57
7. John ABEL	45	15.34
8. Bill CARR	46	15.46
9. Brian HOLCOMBE	49	16.01
10. David POTTAGE	45	16.05
11. Howard ROSS	50	16.07
12. Ron LITTLE	52	16.19
13. Ian TREGGARE	45	16.32
14. Tony DORAN	43	16.32
15. Brian McCANN	49	16.34
16. Juan PEREZ	56	16.39
17. Tom GALLAGHER	46	16.59
18. Dave TALBOT	40	16.59
19. Sammy M	59	16.59
20. Voyo NIKOLICH	50	17.25
21. Jim SMITH	54	17.37
22. Stan JORDAN	48	17.38
23. Rob MEDLING	39	17.45
24. John MANNING	49	18.28
25. Lindsay OXENHAM	45	18.28
26. Jenny FIELD	36	18.31
27. Roland BROWN	54	18.31
28. Lou BUCCIERI	40	18.36
29. Don CORRIE	45	19.25
30. Ernie JEFFS	50	20.44
31. Doug HUMPHREY	46	20.48
32. Pam PHILLIPS	53	25.32
33. Alan DOUGLAS	49	26.52 6K
34. Phil GLASCOTT	45	27.04 6K
35. Kevin ONLEY	61	27.24 6K
36. Jack GUBBINS	66	39.45 8K

10KM RUN

1. Bill IRVINE	47	37.19
2. Paul MULLINS	54	40.48
3. Bill HUGHES	62	41.13
4. Helen MYALL	52	49.19

19-7-95

300 METRES RUN

1. Bill HAINS	32	39.98
2. John FREAME	44	40.46
3. Brian McCANN	49	45.01
4. Eddy STACK	61	52.86

1500 METRES RUN

1. Juan PEREZ	56	5.39
2. Roland BROWN	54	5.39

1800 METRES WALK

1. George PATON	53	9.29
2. Fred BROOKS	61	10.15

3KM WALK

1. Natalie KING	53	20.36
-----------------	----	-------

5KM H/C RUN

		Clock	Actual			
		Time	Time			
1. Bill CARR	46	26.54	19.34	1. Bill HAINS	32	2.19.35
2. Brian McCANN	49	27.10	19.50	2. Alan BENNIE	48	2.19.77
3. Helen MYALL	52	27.21	23.21	3. Brian McCANN	49	2.23.04
4. Bruce FERRIER	42	27.31	18.41	4. Bruce FERRIER	42	2.24.14
5. Don CORRIE	45	27.38	23.23	5. Dave TALBOT	40	2.25.93
6. Alan BENNIE	48	27.41	17.31	6. Ron MUIR	44	2.34.09
7. Paul MULLINS	54	27.42	19.42	<u>3.2KM RUN</u>		
8. Bill HUGHES	62	27.43	19.53	1. Alan BENNIE	48	11.13
9. Bill IRVINE	47	27.47	18.47	2. Bruce FERRIER	42	11.42
10. Ernie JEFFS	50	27.54	24.54	3. Paul MULLINS	54	11.57
11. Stan JORDAN	48	27.57	19.57	4. Geoff THOMSON	33	12.10
12. Brian HOLCOMBE	50	27.57	19.57	5. Brian HOLCOMBE	50	12.22
13. Geoff THOMSON	33	27.59	19.39	6. Laurie TELFER	47	12.57
14. Jenny FIELD	36	28.02	23.32	7. Voyo NIKOLICH	50	13.24
15. Karl FAUVRELLE	54	28.02	20.22	8. Roland BROWN	54	13.27
16. Juan PEREZ	56	28.02	20.42	9. Alan DOUGLAS	49	13.37
17. Tony DORAN	43	28.13	19.33	10. Dave TALBOT	40	13.40
18. Dave TALBOT	40	28.14	20.44	11. Reg WILLIAMS	44	14.15
19. Jack GUBBINS	66	28.15	24.15	12. Jim SMITH	54	14.15
20. Neil PILLING	36	28.16	18.56	13. Colin McARDLE	44	14.18
21. John MANNING	49	28.17	22.47	14. Brian McCANN	49	14.19
22. Rob CLUTTERBUCK	42	28.17	17.47	15. Denise WICKHAM	44	15.20
23. Laurie TELFER	47	28.18	21.08	16. Nicole CROUCH	INV	15.39
24. John ABEL	45	28.30	20.30	17. Ben MOREEY	66	15.42
25. Roland BROWN	54	29.05	22.05	18. Ernie JEFFS	50	15.57
26. Alan DOUGLAS	49	29.06	21.06	19. Ron LITTLE	52	16.17 4K
27. Graeme STEVENS	53	29.16	22.16	20. Sammy M	59	16.44
28. Phil GLASCOTT	45	29.31	22.01	21. Doug HUMPHREY	46	16.44
29. Lou BUCCIERI	40	29.35	22.35	<u>6.4KM RUN</u>		
30. Ian TREGGARE	45	29.42	21.02	1. Rob CLUTTERBUCK	42	22.54
31. Lindsay OXENHAM	45	30.20	23.20	2. Bill IRVINE	47	22.59
32. Jim SMITH	54	30.29	22.39	3. Denis PHILLIPS	53	25.11
33. Sammy M	59	31.32	25.17	4. John ABEL	45	25.26

26/7/95

100 METRES RUN

1. John FREAME	44	12.41
2. Salli-Ann LEE	38	14.52

3 MILES WALK

1. Fred BROOKS	61	18.30
----------------	----	-------

RESULTS FROM SPRINGVALE VENUE

26/7/95 cont

800 METRES RUN

1. Bill HAINS	32	2.19.35
2. Alan BENNIE	48	2.19.77
3. Brian McCANN	49	2.23.04
4. Bruce FERRIER	42	2.24.14
5. Dave TALBOT	40	2.25.93
6. Ron MUIR	44	2.34.09

3.2KM RUN

1. Alan BENNIE	48	11.13
2. Bruce FERRIER	42	11.42
3. Paul MULLINS	54	11.57
4. Geoff THOMSON	33	12.10
5. Brian HOLCOMBE	50	12.22
6. Laurie TELFER	47	12.57
7. Voyo NIKOLICH	50	13.24
8. Roland BROWN	54	13.27
9. Alan DOUGLAS	49	13.37
10. Dave TALBOT	40	13.40
11. Reg WILLIAMS	44	14.15
12. Jim SMITH	54	14.15
13. Colin McARDLE	44	14.18
14. Brian McCANN	49	14.19
15. Denise WICKHAM	44	15.20
16. Nicole CROUCH	INV	15.39
17. Ben MOREEY	66	15.42
18. Ernie JEFFS	50	15.57
19. Ron LITTLE	52	16.17 4K
20. Sammy M	59	16.44
21. Doug HUMPHREY	46	16.44

6.4KM RUN

1. Rob CLUTTERBUCK	42	22.54
2. Bill IRVINE	47	22.59
3. Denis PHILLIPS	53	25.11
4. John ABEL	45	25.26
5. Neil PILLING	36	25.51
6. Stan JORDAN	48	26.06
7. Graeme STEVENS	53	28.27
8. Lindsay OXENHAM	45	28.33
9. Lou BUCCIERI	40	29.47
10. Helen MYALL	52	30.48
11. Jenny FIELD	36	30.58
12. John MANNING	49	31.29

3. Bill HUGHES 62 41.13
 4. Helen MYALL 52 49.19

1. John FREAME 44 12.41
 2. Salli-Ann LEE 38 14.52
 3 MILES WALK
 1. Fred BROOKS 61 18.30

RESULTS FROM FRANKSTON VENUE

22-6-95
70 METRES RUN - HEAT 1
 Graeme RICHARDS 49 9.19
 Tom GERRARD 46 9.63
 Kevin IRONS 50 10.25
 Karen MACDONALD 31 10.26
 Tony NEMARIC 42 10.30
HEAT 2
 Geoff OSBORNE 55 12.06
 Norm JOHNSTON 58 12.12
 Kees ZWYNENBURG 66 13.59
 Gordon LOUGHNAN 42 12.59
 Keith MANDER 74 14.26
200 METRES RUN - HEAT 1
 Kevin IRONS 50 30.59
 Gary ANDERSON 43 29.85
 Michael LANDMAN 39 30.60
 Gary PEARCE 44 31.37
 Eddie STACK 62 32.58
HEAT 2
 Norm JOHNSTON 58 34.79
 Gordon LOUGHNAN 42 34.14
 Kees ZWYNENBURG 66 40.00
300 METRES RUN
 Gordon LOUGHNAN 42 1.52.06
 Kees ZWYNENBURG 66 1.49.53
 Keith MANDER 74 1.49.73
 Mike LANDMAN 39 51.15
 Allan ALDERSON 43 53.91
 Norm JOHNSTON 58 1.52.06
4000 METRES WALK
 Bevan DAVIS 6lap 66 18.59
 Wendy SEERS 5 lap 53 14.24
 Barb STRICKLAND " 61 17.30
 Jim STRICKLAND "" 64 14.24
 Jack KILFOYLE 6lap 71 15.26
 Grace SMITH 7 lap 76 25.19
 Geoff OSBORNE 55 31.22
 Gwen STEED 52 26.18
 Norm JOHNSTON 58 32.00
 Kees ZWYNENBURG 66 32.00
5000 METRES RUN
 Bryan KELLY 47 23.21
 Ian MUIR 50 18.21
 Christine KONTOS 38 27.48
 Ray O'CONNOR 57 18.35
 Sue KEMP 41 27.46
 Pam HORNIBROOK 40 26.00
 Graham BONNETT 51 20.22
 Reuben POPE 50 18.06
2000 METRES RUN
 George KUTZ 58 7.43
 Gordon LOUGHNAN 42 8.24
 Keith MANDER 74 11.22
 Garry ANDERSON 43 7.16
 Tony NEMARIC 42 8.22
 Allan ALDERSON 43 7.23

22-6-95
2000 METRES RUN - CONT...
 Kees ZWYNENBURG 66 11.22
 Garry PEARCE 44 7.38
 Ken WHYTE 48 7.06
 Angela SEERS INV 11.03
 Jean LEGGETT 59 11.14
 Norm JOHNSTON 58 8.30
 Denise LEGGETT 36 11.46
 John WALLACE 51 7.33
 Peter DUGGAN 54 7.02
 Mike LANDMAN 39 7.50
1000 METRES RUN
 Kees ZWYNENBURG 66 5.14
 Gordon LOUGHNAN 42 4.00
 Keith MANDER 74 5.30
 Jarrod POPE INV 3.43
 Sue KEMP 41 5.07
 Jean LEGGETT 59 5.45
 Gwen STEED 52 6.18
 Mike LANDMAN 39 3.41
 Bruce MOULTON 64 4.23
 Pam HORNIBROOK 40 6.13
 Christine KONTOS 39 6.17
 Norm JOHNSTON 58 4.00
 29-6-95
100 METRES RUN - HEAT 1
 Kees ZWYNENBURG 66 19.23
 Merrilyn TAIT 45 17.19
 Geoff OSBORNE 55 17.13
 Norm JOHNSTON 58 18.75
 Keith MANDER 74 20.37
HEAT 2
 Tony NEMARIC 42 15.07
 Tom GERRARD 46 12.94
 Graham RICHARDS 50 13.19
 Janis WRIGHT 44 21.00
 Gordon LOUGHNAN 42 17.53
 Norm JOHNSTON 58 17.75
400 METRES RUN - HEAT 1
 Allan ALDERSON 42 83.00
 Tony NEMARIC 42 1.34
 Ross KENT 53 64.15
HEAT 2
 Eddie STACK 61 1.20.03
 Garry ANDERSON 43 1.13.59
 Garry PEARCE 42 1.16.47
 Mike LANDMAN 39 1.14.42
 Jarrod POPE INV 1.17.00
 Reuben POPE 50 1.17.00
HEAT 3
 Kees ZWYNENBURG 66 1.46.00
 Geoff OSBORNE 55 1.34.22
 Keith MANDER 74 1.46.00
 Norm JOHNSTON 58 1.26.18
 Gordon LOUGHNAN 42 1.20.35

RESULTS FROM FRANKSTON VENUE

29-6-95
2000 METRES WALK
 Kees ZWYNENBURG 66 12.45
 Tony NEMARIC 43 14.26
 Jim STRICKLAND 64 15.02
 Bevan DAVIS 66 15.33
 John HALLO 53 11.11
 Geoff OSBORNE 55 15.33
 Wendy SEERS 53 14.26
 Gwen STEED 52 12.51
 Jack KILFOYLE 71 12.39
 Denise LEGGETT 36 13.46
 Janis WRIGHT 44 12.15
 Norm JOHNSTON 58 12.51
4000 METRES RUN
 Ray O'CONNOR 57 14.37
 Allan ALDERSON 43 14.51
 Lindsay BEATON 45 18.55
 Garry PEARCE 42 17.40
 Garry ANDERSON 43 15.40
 Ian MUIR 50 14.36
 John WALLACE 51 15.54
 Mick O'RYAN 45 14.46
 Bryan KELLY 47 18.27
1600 METRES RUN
 Peter DUGGAN 54 6.22
 Mike LANDMAN 39 7.41
 Graeme RICHARDS 50 7.25
 Sue KEMP 41 8.15
 Tony NEMARIC 43 8.15
 Gordon LOUGHNAN 42 7.15
 Jean LEGGETT 59 8.51
 Ken WHYTE 48 5.38
 Keith MANDER 74 8.55
 Angela SEERS INV 8.44
600 METRES RUN
 Kees ZWYNENBURG 66 2.50
 Allan ALDERSON 43 2.03
 Jarrod POPE INV 2.03
 Jean LEGGETT 59 3.12
 Keith MANDER 74 2.53
 Gwen STEED 52 2.27
 Mike LANDMAN 39 2.06
 Norm JOHNSTON 58 2.26
 Gordon LOUGHNAN 42 2.26
 Ken WHYTE 48 56.00
 Denise LEGGETT 36 3.22
 Bruce MOULTON 63 2.38
 Sue KEMP 41 3.16
 Wendy SEERS 53 3.51
 Angela SEERS INV 3.51

6-7-95
60 METRES RUN - HEAT 1
 Tom GERRARD 46 8.85
 Graeme RICHARDS 50 8.53
 Karen MACDONALD 31 9.10
HEAT 2
 Norm JOHNSTON 58 11.63
 Kees ZWYNENBURG 66 11.59
 Merrilyn TAIT 45 16.78
 Grace SMITH 76 18.13
200 METRES RUN - HEAT 1
 Graeme RICHARDS 50 28.79
 Tom GERRARD 46 28.78
HEAT 2
 Eddie STACK 61 32.56
 Karen MACDONALD 31 32.81
 Ian MUIR 50 31.74
 Allan ALDERSON 43 31.79
HEAT 3
 Gordon LOUGHNAN 42 34.39
 Norm JOHNSTON 58 40.88
 Kees ZWYNENBURG 66 40.99
3000 METRES WALK
 Gwen STEED 52 19.49
 Grace SMITH 76 26.09
 Jack KILFOYLE 71 19.06
 Wendy SEERS 53 22.00
 Kees ZWYNENBURG 66 21.10
 Norm JOHNSTON 58 21.10
4800 METRES RUN
 Gordon LOUGHNAN 42 22.20
 Pam HORNIBROOK 40 26.40
 Joy HERBERT 52 26.40
 John WALLACE 51 19.31
 Martin LEGGETT 38 16.30
 Tony NEMARIC 43 23.06
 Allan ALDERSON 43 17.56
 Lindsay BEATON 45 24.43
 Graham BONNETT 51 19.45
 Ray O'CONNOR 57 18.50
1600 METRES RUN
 Denise LEGGETT 36 9.27
 Merrilyn TAIT 46 7.56
 Garry ANDERSON 43 5.33
 Ian MUIR 50 5.21
 Jean LEGGETT 59 9.30
 Angela SEERS INV 9.27
 Tony NEMARIC 43 6.29
800 METRES RUN
 Jarrod POPE INV 2.56
 Gwen STEED 52 4.36
 Graeme RICHARDS 50 3.04
 Gordon LOUGHNAN 43 3.56
 Kees ZWYNENBURG 66 4.03
 Norm JOHNSTON 58 4.03

RESULTS FROM FRANKSTON VENUE

6-7-95		
800 METRES RUN - CONT...		
Allan ALDERSON	43	2.42
Tony NEMERIC	43	2.41
Jean LEGGETT	59	4.34
Angela SEERS	INV	4.26
Denise LEGGETT	35	4.28
Bruce MOULTON	63	3.31

13-7-95		
100 METRES RUN - HEAT 1		
Tony NEMERIC	43	13.27
Tom GERRARD	46	12.78
Graeme RICHARDS	50	12.43

HEAT 2		
Allan ALDERSON	43	14.27
Merrilyn TAIT	45	17.59
Lindsay BEATON	45	16.96
Mike LANDMAN	39	14.24
Karen MACDONALD	31	14.48

HEAT 3		
Kees ZWYNNENBURG	66	18.97
Norm JOHNSTON	58	18.68
Jim STRICKLAND	65	18.77

300 METRES RUN - HEAT 1		
Kees ZWYNNENBURG	66	69.20
Norm JOHNSTON	58	69.20
Allan ALDERSON	43	47.19
Gordon LOUGHNAN	43	61.35

HEAT 2		
Eddie STACK	61	51.73
Tony NEMERIC	43	50.98
Mike LANDMAN	39	47.53
Ray O'CONNOR	57	51.00

3200 METRES WALK		
Kees ZWYNNENBURG	66	23.18
Norm JOHNSTON	58	23.18
Bevan DAVIS 5lap	66	15.36
Wendy SEERS ""	53	14.46
Jack KILFOYLE 7lap	71	8.01
Gwen STEED 7lap	52	8.07
Jim STRICKLAND 4lap	66	11.43

5000 METRES RUN		
Allan ALDERSON	43	18.20
Ian MUIR	50	18.42
Ken WHYTE	48	18.50
Lindsay BEATON	45	22.41
Peter DUGGAN	54	19.38
John WALLACE	51	20.07
Martin LEGGETT	38	17.11
Pam HORNIBROOK	40	26.17
Sue KEMP	41	28.24

2000 METRES RUN		
Gordon LOUGHNAN	42	8.54
Tony NEMERIC	43	9.46
Joy HERBERT	52	9.02
Mike LANDMAN	39	7.53

13-7-95

2000 METRES RUN - CONT...		
Ray O'CONNOR	57	7.02
Angela SEERS	INV	10.26
Merrilyn TAIT	45	9.36
Graeme RICHARDS	50	7.30
Norm JOHNSTON	58	7.30

1000 METRES RUN		
Jarrold POPE	INV	3.53
Allan ALDERSON	43	3.53
Norm JOHNSTON 400m	58	1.35
Bruce MOULTON ""	63	1.35

20-7-95		
70 METRES RUN - HEAT 1		
Kevin IRONS	50	9.57
Allan ALDERSON	44	10.28
Ray O'CONNOR	57	11.94

HEAT 2		
Michael LANDMAN	39	10.27
Gordon LOUGHNAN	43	12.07
Lindsay BEATON	45	12.09

HEAT 3		
Karen MACDONALD	31	10.41
Merrilyn TAIT	45	12.52
Jim STRICKLAND	65	14.31
Barb STRICKLAND	63	15.43
Kees ZWYNNENBURG	66	13.27
Norm JOHNSTON	58	13.27

400 METRES RUN - HEAT 1		
Allan ALDERSON	43	69.23
Tom GERRARD	46	60.84
Tony NEMERIC	42	65.73

HEAT 2		
Jack KILFOYLE	71	85.07
Eddie STACK	61	73.88
Mike LANDMAN	39	72.00
Kees ZWYNNENBURG	66	95.59
Norm JOHNSTON	58	95.59

4000 METRES WALK		
Kees ZWYNNENBURG	66	28.49
Jack KILFOYLE	71	25.17
Peter ELLIS	44	28.14
Ern WALKER	81	28.13
Norm JOHNSTON	58	28.49
Wendy SEERS	53	28.13
Gwen STEED	52	25.25
Grace SMITH 7lap	76	25.20
Barb STRICKLAND 4lap	63	12.24

4000 METRES RUN		
Ray O'CONNOR	57	14.16
Allan ALDERSON	43	14.38
Lindsay BEATON	45	17.39
Gordon LOUGHNAN	43	17.56
Sue KEMP	41	22.00
Christine KONTOS	38	22.00
Mick O'RYAN	45	15.08
John WALLACE	51	16.45
Martin LEGGETT	38	13.43
Pam HORNIBROOK	40	26.14

RESULTS FROM FRANKSTON VENUE

20-7-95

1600 METRES RUN		
Nada TRAVICA	36	10.09
Amanda NEMERIC	40	7.53
Ken WHYTE	48	5.26
Denise LEGGETT	36	9.26
Jean LEGGETT	59	8.48
Mike LANDMAN	39	5.50
Peter DUGGAN	54	5.26
Merrilyn TAIT	46	7.27
Ruben POPE	51	5.50
Norm JOHNSTON	58	8.00
Kees ZWYNNENBURG	66	8.00

600 METRES RUN		
Allan ALDERSON	43	2.15
Gordon LOUGHNAN	42	2.15
Kees ZWYNNENBURG	66	3.00
Sue KEMP	41	3.25
Mike LANDMAN	39	2.02
Jarrold POPE	INV	2.02
Merrilyn TAIT	46	2.28
Denise LEGGETT	36	2.58
Nada TRAVICA	36	3.58
Christina KONTOS	38	3.24
Gwen STEED	53	3.52
Jean LEGGETT	59	3.12
Bruce MOULTON	63	2.47
Norm JOHNSTON	58	3.00

27-7-95		
100 METRES RUN - HEAT 1		
Graeme RICHARDS	50	12.60
Kevin IRONS	50	14.00
Karen MACDONALD	31	14.73

HEAT 2		
Lindsay BEATON	45	15.43
Allan ALDERSON	43	15.38
Geoff OSBORNE	55	17.71
Kees ZWYNNENBURG	66	17.97
Norm JOHNSTON	58	17.97

200 METRES RUN - HEAT 1		
Graeme RICHARDS	50	26.68
Kevin IRONS	50	29.97
Allan ALDERSON	43	31.94
Mike LANDMAN	39	29.26

HEAT 2		
Eddie STACK	61	31.57
Karen MACDONALD	31	32.00
Gordon LOUGHNAN	43	34.23
Geoff OSBORNE	55	36.52
Norm JOHNSTON	58	40.00
Kees ZWYNNENBURG	66	40.00

2000 METRES WALK		
Kees ZWYNNENBURG	66	13.35
Bevan DAVIS	66	15.37
Jim STRICKLAND	64	14.39
Ron KANE	58	20.06

27-7-95
2000 METRES WALK - CONT...

Geoff OSBORNE	55	16.33
Jack KILFOYLE	71	12.27
Gwen STEED	53	12.40
Ern WALKER	81	14.39
Norm JOHNSTON	58	13.35

4800 METRES RUN		
Ray O'CONNOR	57	17.47
Dennis SMITH	47	17.51
Sue KEMP	41	26.03
Ian MUIR	51	17.42
John WALLACE	51	18.39
Lindsay BEATON	45	21.30
Allan ALDERSON	43	18.17
Christina KONTOS	38	26.14

1600 METRES RUN		
Joy HERBERT	52	7.07
Gordon LOUGHNAN	43	6.38
Ken WHYTE	48	5.24
Peter DUGGAN	54	5.24
Allan ALDERSON	43	5.21
Jean LEGGETT	59	8.46
Denise LEGGETT	36	9.25
Reuben POPE	51	5.57
Mike LANDMAN	39	5.57

800 METRES RUN		
Kees ZWYNNENBURG	66	3.57
Graeme RICHARDS	50	3.16
Gordon LOUGHNAN	43	3.04
Ian MUIR	51	2.38
Allan ALDERSON	43	2.43
Gwen STEED	53	5.08
Jean LEGGETT	59	5.08
Jarrold POPE	INV	2.51
Mike LANDMAN	39	2.37
Eddie STACK	61	2.52
Bruce MOULTON	63	3.38
Norm JOHNSTON	58	3.57

3-8-95		
60 METRES RUN - HEAT 1		
Graeme RICHARDS	50	7.81
Ray O'CONNOR	58	9.65
Michael LANDMAN	39	8.76
Ross KENT	51	7.90
Karen MACDONALD	31	8.96

HEAT 2		
Merrilyn TAIT	46	10.63
Norm JOHNSTON	58	11.55
Kees ZWYNNENBURG	66	11.55
Geoff OSBORNE	55	10.59

300 METRES RUN - HEAT 1		
Graeme RICHARDS	50	44.72
Ray O'CONNOR	58	50.23
Michael LANDMAN	39	50.00
Gary ANDERSON	44	50.17
Allan ALDERSON	44	50.88

RESULTS FROM KNOX VENUE - JULY 1995

5 KLM HANDICAP - 5/7/95

	AGE	H/C	ACT TIME
Carol BUCKINGHAM	PB 44		24.58
John VARNEY	* 37		25.17
Paul TWINING	PB 45		25.17
Trevor WEST	PB 40		26.00
George DYER	60		26.04
Daryl PETERSEN	43		26.10
Bill LONG	38		26.12
Mick CARR	PB 42		26.23
Glen CLAUDEN	41		26.24
Jenny MERRICK	45		26.26
Ian UREN	44		26.28
George SYMONS	60		26.42
Denise NICOL	40		26.48
Anne McPHERSON	38		27.00
Norm CAMERON	50		27.01
Kevin FAGAN	52		27.07
John GREEN	50		27.09
John HORSELING	38		27.10
Ivan ANDRIC	38		27.11
Lavinia PETRIE	51		27.13
Gary CANTWELL	PB 35		27.16
Shaun EXTON	PB 35		27.17
Garry MCKENZIE	40		27.25
Chas McRAE	62		27.34
Chris WOOLGAR	51		27.36
John MONK	48		27.43
Vern GERLACH	70		28.10
Mark LEONARD	35		28.13
Richard SHORT	38		28.40
Noel FAIRBURN	PB 34		30.11

* TROPHY WINNER

2 KLM HANDICAP - 5/7/95

	AGE	ACT TIME	H/C
Michael HANDBY	* Inv.	-	7.16
Richard TODD	47	7.36	9.56
Daryl PETERSEN	43	7.25	10.05
Ivan ANDRIC	38	7.51	10.06
Ian UREN	44	7.51	10.09
Mick CARR	42	7.00	10.12
Shaun EXTON	35	6.52	10.22
Glen CLAUDEN	41	7.08	10.28
Gary CANTWELL	35	7.50	10.30
Allan ASHMORE	47	7.50	10.35
Dave SOMMERS	37	6.55	10.40
Chas McRAE	62	8.18	10.51
Lavinia PETRIE	51	7.52	10.59
Peter ASHMORE	Inv.	-	11.01
Gerry CLARKE	40	8.33	11.18
Time ASHMORE	Inv.	-	11.18
Richard SHORT	38	7.36	11.21

* TROPHY WINNER

100M HANDICAP - 5/7/95

	AGE	TIME
Peter ASHMORE	Inv.	15.28
Tim ASHMORE	Inv.	16.05
Alex CLAUDEN	Inv.	17.05
Glen CLAUDEN	41	17.26
Noel FAIRBURN	34	12.89
Chris CALLAMATTA	42	13.24
Ivan ANDRIC	PB 38	13.55

600 METRES - 12/7/95

	AGE	TIME
David NOBBS	55	1.39.
Bob HENDERSON	48	1.40.
Noel FAIRBURN	34	1.44.
Shaun EXTON	35	1.45.
Mick CARR	42	1.46.
Glen CLAUDEN	41	1.50.
Daryl PETERSEN	43	1.58.
Ivan ANDRIC	38	2.05.
Miko DEGUZMAN	Inv.	2.08.
Adam CARR	Inv.	2.15.
Gerry CLARKE	40	2.17.
Ryan NICOL	Inv.	2.19.
Damien CARR	Inv.	2.22.
Ben PETERSEN	Inv.	2.41.

200 METRES

	AGE	TIME
Miko DEGUZMAN	Inv.	31.06
Adam CARR	Inv.	34.49
Ryan NICOL	Inv.	35.02
Dean CARR	Inv.	35.42
Alex CLAUDEN	Inv.	37.29
Glen CLAUDEN	41	37.58
Ben PETERSEN	Inv.	42.70

HEAT 1

Noel FAIRBURN	34	26.80
Mick CARR	42	27.31
Gerry CLARKE	40	28.71
Daryl PETERSEN	43	32.81

HEAT 2

Noel FAIRBURN	34	26.80
Mick CARR	42	27.31
Gerry CLARKE	40	28.71
Daryl PETERSEN	43	32.81

 ** VIC. & AUST. C'SHIP VIDEOS *
 **Were you at Aberfeldie for *
 * the Vic. Veterans C'ships *
 * or the Aust. Veterans C'ships *
 * at Homebush in N.S.W. in 1994. *
 * if so, videos of both these *
 * events are available from *
 * Peter COLTHUP 14 Bakers Road, *
 * North Dandenong 3175 for *
 * \$20.00 each. Phone 7951169 *
 * Copies of the 1993 events are *
 * also available. If you want *
 * them posted, \$5.00 extra. for *
 * box and postage. *

TEAM 1	AGE	DIST.	TIME
Vern GERLACH	70	3 KLM	15.14
Richard HUGGING	49	5 KLM	21.09
Mick CARR	42	7 KLM	28.33
George DYER	60	9 KLM	36.13
TOTAL TIME			100.69

TEAM 2	AGE	DIST.	TIME
Chris HANDBY	-	3 KLM	13.38
Jenny MERRICK	45	5 KLM	25.24
John MONK	48	7 KLM	25.26
Rob DREW	41	9 KLM	33.13
TOTAL TIME			97.41

TEAM 3	AGE	DIST.	TIME
Norm CAMERON	50	3 KLM	13.02
Glen CLAUDEN	41	5 KLM	19.23
Shaun EXTON	35	7 KLM	27.31
John HORSELING	38	9 KLM	36.48
TOTAL TIME			96.04

TEAM 4	AGE	DIST.	TIME
Ivan ANDRIC	38	3 KLM	12.53
Anne McPHERSON	38	5 KLM	21.15
David ROLFE	49	7 KLM	28.14
Bill LONG	38	9 KLM	35.40
TOTAL TIME			98.02

TEAM 5	AGE	DIST.	TIME
Ron MILLSOME	48	3 KLM	11.38
Robyn TODD	45	5 KLM	21.11
Russell WEST	36	7 KLM	29.10
Daryl PETERSEN	43	9 KLM	37.49
TOTAL TIME			99.48

TEAM 6	AGE	DIST.	TIME
Denise NICOL	40	3 KLM	14.14
Chris WOOLGAR	51	5 KLM	21.10
Chas McRAE	62	7 KLM	31.42
Mark LEONARD	35	9 KLM	40.07
TOTAL TIME			107.13

TEAM 7	AGE	DIST.	TIME
Bob HENDERSON	48	3 KLM	11.27
Greg SAVAGE	39	5 KLM	21.13
John VARNEY	37	7 KLM	31.11
Sam DEFANIS	47	9 KLM	35.24
TOTAL TIME			99.15

VETERAN THROWING GROUPS - AUGUST 1994 - SEPTEMBER 1995 KEY DATES

SUN 02/07/95	- WEIGHT PENTATHLON	- CAULFIELD
SUN 06/08/95	- HAMMERFEST	- CAULFIELD
SUN 20/08/95	- VIC WINTER WEIGHT/THROW CHAMPS	- CAULFIELD
SUN 27/08/95	- VIC WINTER RASENKRAFT CHAMPS	- MENTONE
SUN 10/09/95	- WEIGHT PENTATHLON	- CAULFIELD

NON CHAMPIONSHIP EVENTS START 12-55PM SHARP - IF IN DOUBT TELEPHONE MORRIE JAMES 570 6958 OR HARRY WYNHOVEN 052 531 122

15 MIN. TIME TRIAL - 19/7/95

NAME	AGE	LAPS	TIME
Norm CAMERON	50	7 L.	L.220m
Graham WHITE	49	7 L.	L.140m
Chris WOOLGAR	51	9 L.	L. 50m
George SIMMONS	60	7 L.	L. 75m
Ron MILSOME	48	9 L.	L. 50m
Carol BUCKINGHAM	44	7 L.	
Terry BUX	47	6 L.	L.380m
Kevin McLAUGHLIN	51	7 L.	L. 50m

30 MIN. TIME TRIAL - 19/7/95

NAME	AGE	LAPS	TIME
John VARNEY	37	15 L.	L.350m
Garry McKENZIE	40	16 L.	L.300m
Denise NICOL	40	15 L.	L. 20m
Keith STYLES	52	15 L.	L.300m
John HORSELING	38	18 L.	L.300m
Noel FAIRBURN	34	15 L.	L.320m
John CASTLE	49	20 L.	L. 50m
Robyn TODD	45	15 L.	L. 50m
Vern GERLACH	70	15 L.	
Mick CARR	42	19 L.	L.100m
Shaun EXTON	35	16 L.	L. 70m
Brian MEE	57	19 L.	L.150m
Paul TWINING	45	20 L.	L.280m
Richard HUGGINS	49	17 L.	L.200m
John MONK	48	20 L.	L. 80m
Chris CALLAMATTA	42	16 L.	L.250m
Chas McRAE	62	16 L.	L.250m
Glen CLAUDEN	41	18 L.	?
Bill LONG	38	19 L.	L.120m
Daryl PETERSEN	43	15 L.	L. 50m

3 X 5 MIN. - 19/7/95

NAME	AGE	TIME
Mick CARR	42	
Shaun Exton	35	
Chas McRAE	62	10 L.250m
Glen CLAUDEN	41	
Daryl PETERSEN	43	
John GREEN	50	10 L.130m
Paul TWINING	45	
Ron MILSOME	48	
Leah TWINING	-	9 L.300m

300 Metres - 19/7/95

NAME	AGE	TIME
Noel FAIRBURN	34	43.47
Shaun EXTON PB	35	46.13
Leah TWINING	Inv.	50.09
John GREEN	50	51.58
Daryl PETERSEN	44	53.29

400 METRES - 26/7/95

NAME	AGE	TIME
Chris CALLAMATTA	42	1.02
Noel FAIRBURN	34	1.03
John GREEN	50	1.08
Daryl PETERSEN PB	44	1.13
Graham WHITE	49	1.19
Mick CARR	42	1.30
Ben PETERSEN	Inv.	1.48

3 KLM - 26/7/95

NAME	AGE	TIME
Rob DREW	41	10.42
Ivan UREN	44	11.30
Shaun EXTON	35	11.34
Chris CALLAMATTA	42	11.57
Chris WOOLGAR	51	12.09
Mark LEONARD	35	12.12
Gary McKENZIE	40	12.13
Richard SHORT	38	12.32
Chas McRAE	62	12.38
John GREEN	50	12.54
Norm CAMERON	50	12.57
Tim ASHMORE	Inv.	12.59
Alan ASHMORE	Inv.	12.59
Chris HANDBY	-	13.14

5 KLM - 26/7/95


NAME	AGE	TIME
Stephen REID	27	16.59
Paul TWINING	45	17.15
John CASTLE	49	17.59
Brian MEE	57	18.41
Bill LONG	38	18.42
Glen CLAUDEN	41	19.09
Russell WEST	36	19.09
Mick CARR PB	42	19.16
George DYER	60	19.23
David ROLFE	49	19.51
John HORSELING	38	19.56
Robyn TODD	45	21.04
Anne McPHERSON	38	21.14
Trevor WEST	40	22.27
Gerry CLARKE	40	22.34
Noel FAIRBURN	34	22.42
David WEAR	48	22.58
Keith STYLES	52	23.29
Denise NICOLS	40	23.37
Daryl PETERSON	44	23.37
Graham WHITE	49	24.24
Vern GERLACH	70	25.10
George SIMONS	60	25.57
Julie BUTTERFIELD PW	35	27.59
Greg SAVAGE PW	39	28.01

1 MILE - 26/7/95

NAME	AGE	TIME
Shaun EXTON PB	35	5.21
Russell WEST	36	5.28
Mick CARR PB	42	5.30
Glen CLAUDEN	41	5.31
Daryl PETERSEN	44	5.50
Ian UREN	44	5.56
Richard SHORT	38	6.06
Chris CALLAMATTA	42	6.08
Robyn TODD	45	6.10
Chas McRAE	62	6.30
Gerry CLARKE	40	6.49
Keith STYLES	52	7.03
Ben PEDERSON	Inv.	8.15

IF YOU WOULD LIKE TO BE KEPT UP-TO-DATE, FILL IN THE FORM BELOW AND FUTURE DETAILS WILL BE SENT DIRECTLY TO YOU.

VICHEALTH 5TH AUSTRALIAN MASTERS GAMES. MELBOURNE 1995. OCTOBER 5 TO 14.



The 5th Australian Masters Games have been licensed to the 5th AMG Company by the Confederation of Australian Sport, which is the custodian of the Australian Masters Games on behalf of Australian sport.

SPORT. The Library Sports Photography

Printed by LITHOCRAFT GRAPHICS
123-133 Thistlethwaite Street
South Melbourne 3205
Tel: (03) 699 7955 Fax: (03) 699 1574

EXPRESSION OF INTEREST

Please complete this tear-off section and post or fax to:

VICHEALTH 5TH AUSTRALIAN MASTERS GAMES
GPO BOX 2392V
MELBOURNE VIC 3001 AUSTRALIA
PHONE: (03) 666 4214
FAX: (03) 666 4232

Surname Mr/Mrs/Ms _____
Given Names _____
Address _____
Postcode _____
Country (if applicable) _____
Telephone Home _____ Business _____
Fax _____
Sport(s) _____

TRAVEL AND ACCOMMODATION REQUIREMENTS

- Will you be travelling:
alone accompanied
- How will you be travelling?
aeroplane train bus car
- What are your likely accommodation requirements (if not staying with friends)?
hotel motel apartment homestay
- How did you obtain this brochure? _____

Mick CARR 1.19
 Ben PETERSEN 42 1.30
 Inv. 1.48

123-133 Thistlethwaite Street
 South Melbourne 3205
 Tel: (03) 699 7955 Fax: (03) 699 1574

• How did you obtain this brochure? _____

VETERAN THROWING GROUPS - JANUARY 1995 - DECEMBER 1995 KEY DATES

SUN 02/07/95 - HEAVY WEIGHTATHON - CAULFIELD
 SUN 16/07/95 - WEIGHT PENTATHLON - CAULFIELD
 SUN 06/08/95 - HAMMERFEST - CAULFIELD
 SUN 20/08/95 - VIC WINTER WEIGHT/THROW CHAMPS - CAULFIELD
 SUN 27/08/95 - VIC WINTER RASENKRAFT CHAMPS - MENTONE
 12-00PM - WEIGH IN / WARM UP
 1-00PM - COMPETITION
 3-15PM - 50mt FIELD GAMES SPRINT
 SUN 10/09/95 - SHOTARAMMA - CAULFIELD
 SUN 24/09/95 - WEIGHT PENTATHLON - CAULFIELD
 THU 05/10/95 } AUSTRALIAN MASTERS - OLYMPIC PARK [MELB]
 SAT 14/10/95 } R.F.S. *** - [REFER JOE BALL]
 SUN 12/11/95 - WEIGHT PENTATHLON - CAULFIELD
 SUN 26/11/95 - VIC SUMMER RASENKRAFT CHAMPS - MENTONE
 10 -11AM - WEIGH IN / WARM UP
 11 -15AM - COMPETITION
 01 -55PM - 50mt FIELD GAMES SPRINT
 SUN 10/12/95 - WEIGHT PENTATHLON - CAULFIELD
 SAT 16/12/95 - SPECIAL HAMMER EVENT - MENTONE

ALL ATHLETES ARE EXPECTED TO HELP, PARTICULARLY WITH NON CHAMPIONSHIP EVENTS
 [STARTING TIME 12-55PM SHARP] - IF IN DOUBT PHONE MORRIE JAMES 570 6958 :
 ROY FOLEY 570 4898 : HARRY WYNHOVEN 052 531 122 : ASTRID ROSE 836 2350 :

1995 VETERANS ROADWALK CHAMPIONSHIPS.

The 1995 Veteran,s Roadwalk Championships will be held in conjunction with the Athletic Victoria Racewalking Championships and the A.V School Walks. The Venue will be the Knox Industrial Area

September 11 Veteran Titles and Associated Races.
 Knox Industrial Area.
 9.00am 10Km Veteran Mens Championships (to age 55)
 10Km Open
 10.30am 5Km Veteran Mens Championships (age 60 +)
 5Km Veteran Womens Championship
 5Km Open.

(Associated races yet to be advised)
 Please note:- Club Uniform to be worn to be eligible for medals.
 Entries for above races will be taken at the venue on the day up to 15 minutes before the event time.
 Any enquiries may be directed to Peter McGrath on 8075656.

SOUTHERN PENINSULA VENUE
 JULY RESULTS

SUNDAY 2nd.

THE 200 MTR.HANDICAP WAS THE DAYS FEATURE EVENT AND A NARROW VICTORY WENT TO MEREDITH RADFORD AHEAD OF THE ("I'm slowly winding up to speed") FAST FINISHING JEFF JESSUP. BARRY FRY, WITHOUT SPIKES, WHEEL SPUN FOR THE FIRST 30 MTRS. & ANNETTE JACKSON MISCOUNTED THE LAPS ???

ANNETTE, RUSS CHRISTIE & JACKIE TAYLOR ENJOY GOOD WALKS BEFORE THE STRONG BLUSTERLY WIND MADE HEAVY GOING FOR EVERYONE IN THE 5KM.TRACK RUN. PATRICIA HARRISON HOWEVER BREAKS THE 30 MINUTE MARK, KEN TAYLOR SNEAKS UNDER 25 MINUTES WHILE DENISE JONES & ROB HARRISON ,chat.chat.chat ENJOY ONE LAP EXTRA. THE LAP SCORER CAN'T FIND THE PEN UNTILL WELL INTO THE RUN WHEN ANNETTE JOGS PAST WRITING LAPS ON THE BACK OF HER HAND. (good on ya)

A FIT LOOKING GEOFF HOLDEN JOINS US FOR A RUN AND IT WAS NICE TO SEE DENISE DOWN FOR THE MORNING.

100 MTRS.		THE 200 MTR. HANDICAP		
NAME	AGE	AGE	HCP	TIME
Russ CHRISTIE	37	34	65	25:34
Ken TAYLOR	49	43	46	25:46
Doug HARRISON	11	9	70	?
Jeff JESSUP	43	49	34	?
Meredith RADFORD	34	37	25	?
Victoria RADFORD	9	11	45	?
		11	45	?
		44	35	?
		30	85	?
		52	14	?

800 MTRS.		THE FINISHING ORDER MAY NOT BE TOTALLY ACURATE.		
NAME	AGE	AGE	HCP	TIME
Barry FRY	52	48	5	5:26
Jeff JESSUP	44	37	5	5:29
Russ CHRISTIE	37	30	6	6:03
Alan RADFORD	43	34	6	6:30
Rob HARRISON	44	34	6	6:30
Ken TAYLOR	49	34	6	6:30
Jackie TAYLOR	48			
Meredith RADFORD	34			
Annette JACKSON	30			

THE 800 MTR. WALK.		THE 5 KM. TRACK RUN.		
NAME	AGE	AGE	HCP	TIME
Jackie TAYLOR	48	45	29	29:50
Russ CHRISTIE	37	30	31	31:09
Annette JACKSON	30	69	19:11	3 KM
Meredith RADFORD	34	34	13:31	2.2KM
Denise JONES	34	43	D.N.F.	1 KM
Barry FRY	52	43	19:53	
Jeff JESSUP	43	37	23:42	
Russ CHRISTIE	37	49	24:58	
Ken TAYLOR	49	34	27:20	5.4KM
Denise JONES	34	44	27:20	5.4KM
Rob HARRISON	44	48	28:50	
Jackie TAYLOR	48			

SUNDAY 9th.

DES & SANDRA MIDDLETON JOIN US FOR THE MORNING EVENTS IN WHICH RUSS CHRISTIE CONTINUES HIS COLLECTION OF PBs. JEFF JESSUP CHIPS IN FOR A BEST IN THE 10K ROAD RUN WHILE DAVE APPLEBY & SON ENJOY QUICK WALKS.

THE RELAY LOOKED ALL OVER AT THE LAST CHANGE AS A COCKY BARRY FRY, IN THE CENTRE OF THE TRACK, RAN 5 MTRS.CLEAR, HOWEVER A JOHN LANDY TYPE GLANCE OVER THE WRONG SHOULDER ALLOWED THE SNEAKY OPPOSITION A MOVE DOWN THE OUTSIDE, BY THE TIME BARRY REGAINED HIS SPEED IT WAS ALL OVER,- THE CROWD RECKONED A DRAW - BUT I GAVE IT TO US.

70 MTRS.

THE 5 BY 100 MTR. RELAY

Barry FRY	52	10:45
Alan RADFORD	44	10:71
Russ CHRISTIE	37	11:00
Jeff JESSUP	43	12:36
Meredith RADFORD	34	12:67
Victoria RADFORD	9	14:05
Terry APPLEBY	6	16:11

Doug HARISON	11
Jeff JESSUP	43
Russ CHRISTIE	37
Terry APPLEBY	6
Alan RADFORD	44

NARROWLY DEFEATED, IN A VERY FAST TIME. ??

600 MTRS.

Barry FRY	52	1:49
Jeff JESSUP	43	1:56
Alan RADFORD	44	1:56
Russ CHRISTIE	37	1:59 PB.
Patricia HARRISON	45	2:50
Annette JACKSON	30	2:53

Victoria RADFORD	9
Meredith RADFORD	34
Dave APPLEBY	35
Rob HARRISON	44
Barry FRY	52

THE 10 KM. ROAD RUN.

1200 MTR. WALK.

Sandra MIDDLETON	46	7:26
Dave APPLEBY	35	8:05 PB.
Russ CHRISTIE	37	8:19
Terry APPLEBY	6	9:44 PB.
Maie WITHERS	74	9:50
Annette JACKSON	30	9:50
Denise JONES	34	10:33
Meredith RADFORD	34	10:33
Cassandra MARTIN	6	4:10 1 LAP

Barry FRY	52	38:16
Jeff JESSUP	43	38:20 PB.
Dave APPLEBY	35	43:30
Russ CHRISTIE	37	45:33 PB.
Denise JONES	34	46:45
Annette JACKSON	30	64:35

THE 1st. 5 KM TO DRINK STATION

Rob HARRISON	44	22:16
Alan RADFORD	45	24:43

THE 2nd. 5 KM FROM THE DRINK STOP

Des MIDDLETON	48	23:20
Patricia HARRISON	45	29:26

SOME OF US FOUND THE 10 KM. A BIT LONG. SO WE OPTED FOR THE ALTERNATIVE. - I'LL HAVE A HALF!

SUNDAY 16th.

ON A BEAUTIFUL SUNDAY MORNING WITH TWO TROPHIES UP FOR GRABS THE CAR PARK IS AT NEAR CAPACITY AND THE EVENTS ARE FORCED TO START 30 MINUTES LATE AT 9:30. (It sure is tough getting up this winter) AFTER THE SPRINTS THE 1 KM. ESTIMATED TIME EVENT IS WON BY BARRY FRY (-0:03) AND THE 4 KM. TRACK HANDICAP SEES PBs. FROM THE WINNER PATRICIA HARRISON & SECOND PLACED ANNETTE JACKSON.

MAIE WITHERS ANNOUNCES THE FIRST OF OUR NOMINATED MONTHLY TROPHIES WILL BE FOR THE 2 KM. TRACK WALK HANDICAP IN SEPTEMBER. SO START TRAINING TO PREPARE YOURSELF FOR THIS EVENT.

ANYONE WISHING TO NOMINATE AN EVENT AND PROVIDE THE AWARD OF YOUR CHOICE. PLEASE FEEL FREE.

70 MTRS. Heat one.

Alan RADFORD	44	10:05
Barry FRY	52	10:32
Russ CHRISTIE	37	10:60
Ken TAYLOR	49	10:81

Heat two.

Jeff JESSUP	43	11:53
Jackie TAYLOR	48	11:91
Doug HARRISON	11	12:08
Meredith RADFORD	34	12:18
Geoff HOLDEN	69	14:18
Victoria RADFORD	9	14:18

200 MTRS. Heat one.

Jeff JESSUP	43	34:40
Meredith RADFORD	34	37:05
Haley SUTTIE	9	37:23
Victoria RADFORD	9	42:27 PB.
Teresa HARRISON	8	46:34

Heat two.

Terry COX Jr.	29	29:20
Barry FRY	52	29:52
Alan RADFORD	44	30:17
Russ CHRISTIE	37	31:20
Ken TAYLOR	49	32:44

1000 MTR. EST. TIME

	EST	ACT	RESULT
Barry FRY	52	3:15	3:12 -03
Alan RADFORD	44	3:45	3:49 +04
Russ CHRISTIE	37	3:40	3:35 -05
Jeff JESSUP	43	3:38	3:26 -12 PB
Jack HAYWARD	62	5:00	5:15 +15
Ken TAYLOR	49	4:15	4:30 +15
Terry COX Jr.	29	2:55	3:10 +15
Annette JACKSON	30	5:11	5:29 +18
Meredith RADFORD	43	5:28	5:09 -19 PB
Jackie TAYLOR	49	5:08	4:34 -34

1200 MTR. WALK.

Jackie TAYLOR	48	9:08
Doug HARRISON	11	9:26
Maie WITHERS	74	9:46
Annette JACKSON	30	9:49
Meredith RADFORD	34	10:12
Patricia HARRISON	45	10:34

GOOD WALKS FOR MAIE & DOUG. AND PBs FOR JEFF JESSUP & MEREDITH RADFORD IN THE 1000

THE 4KM. TRACK HANDICAP RUN.

	HCP	TIME	ACTUAL	TROPHY
Haley SUTTIE	9	60	21:44	21:44 TROPHY
Patricia HARRISON	45	2:00	24:00	22:00 PB. TROPHY
Annette JACKSON	30	60	24:16	24:16 PB.
Jack HAYWARD	62	1:30	24:43	23:13 A GREAT RUN BY
Russ CHRISTIE	37	7:25	24:52	17:29 YOUNG HALEY WHO
Jeff JESSUP	43	9:30	24:54	15:24 SNUCK UNDER THE
Barry FRY	52	10:00	25:17	15:17 HANDICAPERS' GUARD.
Terry COX Jr.	29	11:10	25:33	14:23 NEXT TIME SHE
Ken TAYLOR	49	6:10	25:37	19:27 CAN START WITH
Alan RADFORD	44	8:20	26:02	17:42 BARRY FRY !
Jackie TAYLOR	48	5:10	26:06	20:56

Looking Good - Feeling Great

Comes easy with the Completely New, Medically Backed, Herbal, Anti-Ageing, Skin Survival **Dermajetics™** Product Range

And Instant **Thermojetics™** Beverage for Improved Stamina & Clarity

Excellent P/Time income available for enthusiastic users & Distributors

Russian & S/East Asian contacts also needed

Further details Phone: **Ron Aust 773 3384 Vet # 238**



IT WAS PARTY TIME SATURDAY NIGHT TO CELEBRATE KEN TAYLOR'S 50th. AND SOMEHOW DURING THE NIGHT VENUE WAS CHANGED FROM SUNDAY MORNING AT THE TRACK TO SUNDAY EVENING ON THE FORESHORE FOR A 10KM. RUN (BURNED BY WINDS)

MARK McKEON 56:21
STAN BELCHER 52 59:36
STAN BELCHER 52 60:33
7.2KM

IT WAS PARTY TIME SATURDAY NIGHT TO CELEBRATE KEN TAYLOR'S 50th, AND SOMEHOW DURING THE NIGHT VENUE WAS CHANGED FROM SUNDAY MORNING AT THE TRACK TO SUNDAY EVENING ON THE FORESHORE FOR A 10KM. RUN (bunch of winds)

KEN, & BARRY FRY (with dog) BOTH RECORD PBs. ON WHAT WAS A PERFECT EVENING FOR RUNNING OUT PARTY FATIGUE. MAIE WITHERS ENJOYED A BRISK WALK ALONG THE 3.2KM WEST SECTION WHILE MEREDITH, JACKIE & ANNETTE RAN THE 7.2KM COURSE TO THE EAST.

THE 10.4KM. FORESHORE RUN

THE 7.2KM. FORESHORE RUN

Barry FRY	52	39:07 PB.
Russ CHRISTIE	37	45:23
Alan RADFORD	44	45:51
Denise JONES	34	47:48
Ken TAYLOR	49	50:26 PB.
David APPLEBY	35	50:26

Jackie TAYLOR	49	43:46
Meredith RADFORD	34	43:46
Annette JACKSON	30	43:46

THE 3.2 KM. FORESHORE WALK.

Maie WITHERS	74	QUICK.
Robert TAYLOR	25	42:59
Sally REID	21	42:59

MAIE HAD A FAST WALK BUT HER TIME WAS MISSED. GOOD RUNS FROM DENISE & RUSS, AND A TOUGH STROLL FOR ROB & SAL.

SUNDAY 30th.

AFTER TWO DAYS OF CONSTANT BUCKETING WE WERE SURPRISED TO FIND THE 10.5 KM. DEVIL BEND CROSS COUNTRY COURSE IN A FIRM, NEAR DRY, CONDITION. THE EVENT STAGED BY THE PENINSULA ROAD RUNNERS CONSISTED OF A HALF MARATHON (TWO LAPS) OR THE 10.5K SPRINT (ONE LAP). WITH THE EXCEPTION OF YOUNG TERRY COX ALL OUR LOT OPTED FOR THE GRUELLING ONE LAPPER.

BARRY FRY, 5th OVER ALL, WON THE FIRST VET AWARD WHILE THE REST OF US PROVIDED SOMEONE TO BEAT. TERRY COX Jnr. SECOND IN THE 21.1K EVENT WAS AWARDED THE FIRST PRIZE IN THE OPEN DIVISION. (the winner was a vet!)

THE 10.5 KM. DEVIL BEND CROSS COUNTRY RUN.

Barry FRY	52	38:32	Jackie TAYLOR	48	54:47
Alan RADFORD	44	44:24	Annette JACKSON	30	56:59
David APPLEBY	35	45:16			21.1 km.
Russ CHRISTIE	37	45:30	Terry COX Jnr.	29	
Ken TAYLOR	50	52:00			

MARK McKEON 56.21
 STAN BELCHER 52 57.26
8.4KM (2LAPS)
 MICHAEL OR'LLI 51 40.03
 GRAEME MURFETT 54 40.38
 HEATHER MURFETT 54 45.49
4.2KM (1LAP)
 CATHY CURTIS 33 21.13
 LOIS JONES 56 23.15
 PAT CARROLL 55 26.46
 LORRIANE WOODMAN 58 26.46
 LES JARRY 66 26.54

STAN BELCHER 52 60.33
7.2KM
 MICHAEL ORELLI 51 33.58
 HARRY PRESTON 84 73.46
4.6KM
 CATHY CURTIS 33 22.37
 LOIS JONES 56 24.07
 JOCK MCGLASHAN 63 30.00
30KM
 GORDON BURROWES 59 3hr 30mins

SUNDAY 9TH July 1995

AT CHERRY LAKE

11.6KM (3LAPS)
 STAN BELCHER 52 51.22
 GRAEME MURFETT 54 52.09
8KM (2LAPS)
 LOIS JONES 56 39.37
 HEATHER MURFETT 54 41.20
 JOCK MCGLASHAN 63 46.37
 HARRY PRESTON 84 77.26
4KM (1LAP)
 ALAN BARLING 62 23.53
 ALTONA TRACK (10LAPS) 4KM
 CATHY CURTIS 33 17.09
 LES JARRY 66 20.18

SUNDAY 28th July 1995


CANNING TEA GARDENS

8KM
 MICHAEL ORELLI 51 35.44
 CATHY CURTIS 33 37.22
 LOIS JONES 56 38.59
 JOCK MCGLASHAN 63 46.05
 ALAN BARLING 62 51.40
 HARRY PRESTON 84 78.32


 * SUBSCRIPTIONS FOR 1995. *
 * Single.....\$16.00. *
 * Double.....\$28.00. *
 * Payable to Hon Treasurer *
 * or Hon Secretary listed *
 * in front of Magazine. *
 * *****

K-MAR Handyman Services

Home Repairs
 Small Plumbing Jobs



Kevin Phone 9596 2481



Northsports Medicine
 224 Keilor Road, Essendon North, 3041
 Phone 379 3716

Sporting Quality Care

Doctor * Physiotherapy * Hydrotherapy * Massage

Dr Martin Hodgson has been involved in Sports Medicine for 15 years. He is a B grade sprinter for his club, and also competes at Aberfeldie PreVets. He understands athletics and their injuries.



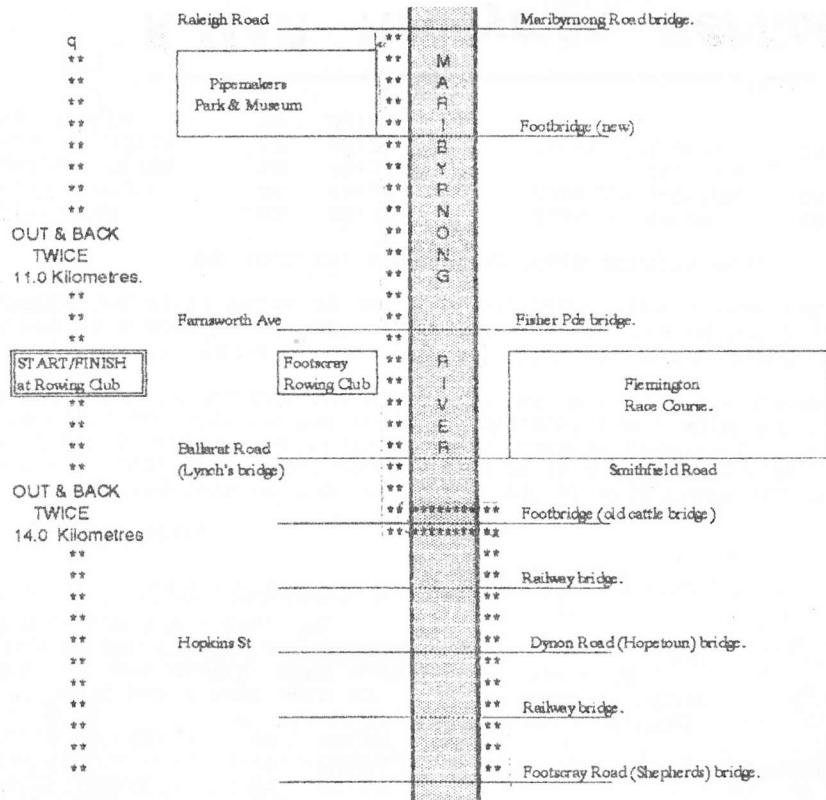
HONDA MASTERS GAMES ALICE SPRINGS

October 19-27 1996

VIC VETS 25K ROAD CHAMPIONSHIP
SUNDAY 24 SEPTEMBER 1995 9.30am
New course – Maribyrnong River bike path.
Only 10mins from Melbourne inner city area.
Organized by ALTONA VETS VENUE.

Welcome

Plan to see Centre



LOCATION Footscray Rowing Club Melways 28 D2 enter from Farnsworth Avenue

Showers, change facilities available Presentations in Boat House at 11.30am
Shorter FUN RUNS also available.

ENJOY a barbecue lunch with salads in the warmth of the Boat House dining room overlooking the sunny waters of the mighty MARIBYRNONG.
\$8.00 per head. Drinks at bar prices.

Questions anyone?

If you have any inquiries about the Honda Masters Games, Alice Springs the friendly Games office staff will be happy to help you.

Simply write to:
Games Office, PO Box 1095
Alice Springs, NT 0871
or telephone:
(089) 51 5329

or fax:
(089) 51 5330

New indoor event

The success of the Honda Masters Games, Alice Springs has spawned a new event to be held biennially in the town.

Called the "Lasseters Indoor Challenge", it will be Australia's first major indoor tournament with games including Chess, Bridge, Scrabble, Backgammon, Five Hundred, Euchre, Cribbage and Poker.

It will be held on 13 th to 20 th January next year.

NT Minister for Sport and Recreation Eric Poole said a highlight of the inaugural event will be the hosting of the Australian Scrabble Championship.

The various games will be held in modern airconditioned clubs and Lasseters Casino during the day with appropriate outdoor attractions and social activities in the evening and night to make the most of Central Australia's warm summer evenings.

"Like the Masters Games, which is competitive but has a wonderful friendly atmosphere, we hope the 'Lasseters Indoor Challenge' will make the biennial social calendar of all indoor games enthusiasts," Mr Poole said.

Lasseters Hotel Casino is the principal sponsor with other major sponsors being Qantas, AAT Kings, Carlton United Breweries, QUF and Department of Sport and Recreation.

For further information call (089) 515 310.

Remember the date,



HONDA MASTERS GAMES
ALICE SPRINGS

October 19-27 1996

19-27 October, 1996



RYE RSL

100 TATTS POKIES



CLUB KENO



CLUB TAB



OPEN 7 DAYS A WEEK
DINING & ENTERTAINMENT

LUNCH & DINNER - Every Day

Wide Variety of Live Entertainment
on Friday & Saturday Evenings.

"BOOKINGS RECOMMENDED"

NELSON STREET, RYE 059 852595
MEMBERS, GUESTS & GAMING ROOM VISITORS - MOST WELCOME.

"1995 CLUB FIXTURE"

For information regarding club events contact the following-

- RUNNING EVENTS - ERIC GREAVES 560-2971
- WALKING EVENTS - PETER McGRATH 807-5656
- THROWING EVENTS - MORRIE JAMES 570-6958
- PENTATHLON EVENTS - CLYDE RIDDOCH 754-8241

30-7-95	10 MILE RUN MELWAY MAP 29 G11	10.00am	CARLTON ***
20-8-95	WINTER WEIGHT PENTATHLON MELWAY MAP 68 K9	12.55pm	CAULFIELD
27-8-95	10KM RUN MELWAY MAP 88 E10	9.00am	BRAESIDE PARK
11-9-95	ROAD WALKS MELWAY MAP 73 D7	9.00am	KNOX INDUSTRIAL AREA
24-9-95	25KM RUN MYERS ROAD BIKE PATH MELWAY 42 C1	9.00am	FOOTSCRAY
*** = COMBINED EVENTS WITH VICTORIAN CROSS COUNTRY LEAGUE INC.			
**2-4-95	HEAVY WEIGHT PENTATHLON	11.25am	
	WEIGHT PENTATHLON	12.55pm	

ERIC GREAVES
CLUB CAPTAIN

NEW SINGLETs

A phone call to Eric GREAVES on 9 560 2971 is all that is necessary. Cost is \$15.00, men and women, while shorts for both sexes are \$10.00 each. Postage is \$2.00 extra. As a number is of no use without a singlet, we do not issue numbers until the singlet order is received.

* * * * *

Victorian Veterans Athletic Club Inc
Aberfeldie Venue

WESTERN REGION GAMES

INVITATION

Wednesday 11 October 95

Join us on the lay day in the middle of the Vichreath 5th Australian Masters Games for the 7th Annual ATHLETICS event of the Western Region Games under lights at the synthetic surfaced Athletic Track, Como Street, Moonee Ponds.

Start 7:00 pm - 100m, 200m, 3000 walk, 1500m, 400m and 5000 metres. Incl. wheelchair in all events

Certificates to ALL. Medals to first placegetters in each 5 year Veteran age division. BBQ Supper available after 5000 metres at presentations
Donation \$4.00 first event, each extra event \$1.00

Enquiries and early entries

(03) 9398 1884 Lorraine Woodman
(03) 9379 4656 Rhonda Hircze

Proudly assisted by
North Western Physiotherapy Group
Physiotherapy ~ A part of the Team



VICTORIAN VETERANS' ATHLETIC CLUB INC.

(AFFILIATED WITH AMERICA'S VICTORIAN)

Dear Member of the Vets,

This is reminder that your subscription for 1995 is due as from 1st January. We hope that you will be able to re-join for this year as we value your membership and are proud of our club. The method of payment of subs is direct to our treasurer.

Jeff Briggs
60 Bursaria Avenue
Ferntree Gully 3156

The subscription is \$16 for individuals or \$28 for a couple, living at the same address. We are also trying to update our database for mailing list and competition purposes, so please fill in this slip with your return.

Thanks a million, Yours sincerely,

Colin Browne
Colin Browne (Asst Sec)

Please find enclosed Cheque / Money Order for \$ being the annual subscription to the Victorian Veterans' Athletic Club Inc for the period 1-1-1995 to 31-12-1995 for

Name
Address (only if changed)

Phone Postcode

Date of Birth .../.../..... Vets singlet number

(Second member of family)

Name Vets singlet number

Date of Birth .../.../..... Vets singlet number