

VICTORIAN VETERANS
ATHLETIC CLUB INC.

Tues 11-30

Th.

Fri.


AROUND THE GROUNDS

Wed 3.20.

25⁹
25⁸
25³
25³
24²
24¹

Jim
Richard
Ross Kent
Graeme Ford
Alan Ewitt
Bill Bradley
Norm Keith
AUG. Colin
 Weatherston

*Wed 8AM.
9AM
Th 7.30PM*



1995

Tues, April 16.

400 1000
4000

Alf
Nanette
June
Jill
Ewen
Rhonda
Lauris
Kathy
Keith Moody
Charles Scarff

VENUES

ABERFELDIE, ALTONA, BALLARAT, CAULFIELD, COBURG,
COLLINGWOOD, CROYDON, EAST BURWOOD, FRANKSTON,
GEELONG, KNOX, MENTONE, SPRINGVALE-NOBLE PARK and
TOOTGAROOK

Ian McLeod

Jane
Bob Grace
Adrian
David Sweeney

for information on Club activities

Hon. Secretary Dorothy Browne OAM. (03) 874 2501

COMMITTEE MEMBERS 1995

Victorian Veterans Athletic Club Inc.

President
 Doug Orr
 27 Shawlands Avenue Blackburn South 3130
 9878 4875

Honorary Secretary
 Dorothy Browne OAM. LM. (Life Member)
 4 Victory Street Mitcham 3132
 9874 2501 fax 9873 3223

Honorary Assistant Secretary
 Colin Browne
 4 Victory Street Mitcham 3132
 9874 2501

Honorary Treasurer
 Jeffrey Briggs
 60 Bursaria Avenue Ferntree Gully 3156
 9758 6328

Vice Presidents
 Ted McCoy
 24 Blackwood Avenue Mentone 3194
 9583 3280

Robert Waters
 5 Bellevue Court Maribyrnong 3032
 9318 3802

Club Captain
 Eric Greaves LM.
 7 Netherby Avenue Mulgrave 3170
 9560 2971

Club Vice Captain
 Peter McGrath LM.
 13 Bales Street Mt Waverley 3149
 9807 5656

Immediate Past President
 Anthony Bradford
 6 Merrett Avenue Werribee 3030
 9749 2248

General Committee Members
 John Benson
 198 Prospect Hill Road Canterbury 3126
 9830 4546

Annette Brunton
 7 Purches Street Mitcham 3132
 9478 3687

Les Clark
 53 Koorringal Road Upwey 3158
 9754 2793

Peter Colthup OAM. LM.
 14 Bakers Road Dandenong North 3175
 9795 1169 fax 9795 1169

John Dean
 3 Pearl Street Essendon West 3040
 9337 7179

Morrie James
 34 Pasadena Crescent Bentleigh East 3165
 9570 6958

Kenneth Wu
 PO. Box 2149 St Kilda West 3182

Honorary Auditor
 Keith Routley 9699 6384
 6 Mowbray Street Albert Park 3206
 and Rob Petrie (059) 671 915

VENUES Locations and Managers Venue Day and Melway Ref

ABERFELDIE	Aberfeldie Park, Corio Street, Moonee Ponds Rob Waters 9699 5311(B) 9318 3802	Weds	28 D 6
ALTONA	Grant Reserve, Sugar Gum Drive (off Civic Pde) Altona Ray Wilson 9398 2285	Sun - Winter Tuesday - Daylight Saving	54 G 9
BALLAARAT	Llanberris Field, Ballaarat		
EAST BURWOOD	Burwood East Reserve, Burwood Highway John Gosbell 9808 4641 Graeme Hoskins 9802 7926	Thurs	62 C 7
CAULFIELD	Duncan McKinnon Park, North Road, Murrumbeena Leo Charles 9579 1830 (Royce Foley 9570 4898	Tues - Track Sunday - Field Games)	68 K 9
COBURG	Harold Stevens Ath. Field, Outlook Rd. Coburg Gordon Burrowes 9366 0326 Vonda Saunders 9460 1267	Thurs	18 A 9
COLLINGWOOD	George Knott Reserve, Heidelberg Rd., Clifton Hill Bill Ryan 9434 3783 Keith Moody and Ron Young	Tues	30 F 12
CROYDON	Town Park, off Norton Road, Croydon Lavinia Petrie (059) 671 915 David Sheehan 9720 7969	Tues	50 K 5
FRANKSTON	Ballam Park, Bananee Terrace, Frankston Bruce Moulton 9580 7914	Thurs	103 B 4
GEELONG	Landy Field, off Barwon Terrace, Geelong Bryan Cole (052) 484 747	Weds	228 C 7
KNOX	Knox Park Athletic Track, off Rushdale Road, Scoresby Charles McRae 9729 1439	Weds	73 D 7
MENTONE	Dolomore Oval, Cnr. First and Queen Streets, Mentone Louis Waser (059) 412 945	Weds	87 B 6
SPRINGVALE/ NOBLE PARK	Ross Reserve, Memorial Drive, Springvale Leigh Cassidy 9772 2508	Weds	80 E 12
TOOTGAROOK	Tootgarook Sports Reserve, Truemans Road, Tootgarook Alan Radford / Ken Taylor (059) 855 989	Weds - Winter Sunday - Daylight Saving	169 E 6

Australian Association of Veterans Athletic Clubs Secretary - Dorothy Browne OAM. (03) 9874 2501

J. May 8506771

Tristan 4283225

THE BETTY, ALLAN AND NORM PAGE.

leid 859886

Date	Venue	Sprint	Mid Dist	Walk	Distance	
Sun 1 Oct	Caulfield	Field Games				
" 1 "	Altona	7.3Km at Werribee River 2.00pm start				
" 1 "	Tootgarook	70/100m	1500m	1200m	5 Km Road	
Tues 3 "	Caulfield	100m	400m	5 Km	5 Km	
" 3 "	Collingwood	100/150m	1500m H/c	3 Km	3/5 Km	
" 3 "	Croydon	50m Relay 2x200,800,400,1600m			8/16 laps	
Weds 4 "	Aberfeldie	100/200m	800m L&M		3/5 Km	
" 4 "	Geelong	5.75 Km Cross Country				
" 4 "	Knox	Program at ground				
" 4 "	Mentone	100m H/c	800m H/c	4 Km	6.7 Km Rev.	
" 4 "	Springvale	200m ET	800m	1500m	3x3200m Rel	
Thur 5 "	Coburg	Available ground only				
" 5 "	E Burwood	60/400m	1600m	800m/3x51laps, 400/800/1200		
" 5 "	Frankston	60/200m	1000m	3 Km	2/5 K(800/400m R	
" 5 "	Olympic Park	VICHEALTH 5TH AUSTRALIAN MASTERS GAMES TO 14TH				
Sun 8 "	Altona	7 Km Pt Cook Metro Rd 2.00 pm start				
" 8 "	Tootgarook	100/100R	400m	1200m ET	4/8 Km Tk.	
Tues 10 "	Caulfield	200m	1000m	3 Km	4 Km	
" 10 "	Collingwood	90/300m	800m	4 Km	4/6 Km	
" 10 "	Croydon	200m	1500m ET	1/3 Km	5/10/20 laps	
Weds 11 "	Aberfeldie	Western Regional Games + 3 Km Walk				
" 11 "	Geelong	100m Rel	400m		3200m	
" 11 "	Mentone	110m ET	600/1500m	4 laps ET	5 Km H/c Tk	
" 11 "	Springvale	70m	400m	2/4 Km	4/6 Km	
Thur 12 "	E Burwood	Venue closed for Masters Games				
" 12 "	Frankston	100/300m	600m	3200m	2/6 Km	
Sun 15 "	Altona	at You Yangs. Various distances 12.30 pm Start				
" 15 "	Caulfield	Field Games				
" 15 "	Tootgarook	4.8 Km C.C. or 2 Km Walk Baldrys Crossing				
Tues 17 "	Caulfield	100m	600m	3 Km	3 Km	
" 17 "	Collingwood	120/400m	600m	2 Km	2/10 Km	
" 17 "	Croydon	100m H/c	800m H/c	5 laps	5 Km S/Hcap	
Weds 18 "	Aberfeldie	100/400m	1 mile	800m	4/6 Km S/Hcap	
" 18 "	Geelong	6.8 Km Cross Country				
" 18 "	Mentone	150m	1 Km ET	30 min ET	5/10 Km Rd	
" 18 "	Springvale	100m	1500m H/c	2 miles	5 Km	
Thur 19 "	E Burwood	100m ET	1500m ET	3x133m Rel	600m/4 Km 10L/10Km	
" 19 "	Frankston	70/400m	800m	2 Km	1600m/4 Km	
Sun 22 "	Altona	at Tan Track 3.8 Km laps.				
" 22 "	Caulfield	Field Games				
Tues 24 "	Caulfield	200m	800m	4 Km	5 Km S/H-cap	
" 24 "	Collingwood	70/200m	1600m	4 Km	4/8 Km	
" 24 "	Croydon	70m	Parlour Relay 3 laps		8 laps	
Weds 25 "	Aberfeldie	100/200m	600m	400m	6/8 Km	
" 25 "	Geelong	200m	800m	3 Km	3 Km	
" 25 "	Mentone	60m/400m H/c	1 mile	5 Km Rd	4/8 Km Tk	
" 25 "	Springvale	200m	800m	2 Km ET	4/10 Km	
Thur 26 "	E Burwood	80m	3x8/200m	1500m ET	1Km/6laps 3/5 Km	
" 26 "	Frankston	100/200m	1 Km	3 Km	1600/4800m	
Sun 29 "	Altona	Grampians Weekend 1/2 Marathon and 10 Km				
" 29 "	Caulfield	Field Games				
" 29 "	Tootgarook	100/200R	1500m H/cap	1600m	5 Km Tk	
Tues 31 "	Caulfield	400m	1000m	5 Km	10 Km	
" 31 "	Collingwood	100/400m	1200m	Merri Ck Run 3.2/6.8 Run		
" 31 "	Croydon	50/100m	800m	5 laps	15/25 laps	

Programs from KNOX and COBURG not available to me. Ed
 Managers please note I must have programmes three (3) months in advance.

RESULTS FROM CROYDON VENUE - AUGUST 1995

4 LAP WALK 1.8.1995

1 Alison THOMPSON	42	9.30
2 Barrie WICKS	55	9.43
3 Jan WATSON	48	10.41
4 Joy CURTIS	53	10.45
5 Denise BANNON	56	11.44
6 Faye GRAVE	48	11.51
7 Lynette HILL	50	12.54
8 Rita KERR	65	13.41
9 Margaret DEMPSTER	53	13.44
10 Joan CLARK	64	14.42

50 METRE SPRINT 1.8.1995

1 John GLEESON	41	6.7
2 Des WHITE	38	7.4
3 Jess BASHAM	51	7.9
4 Faye GRAVE	48	8.2
5 Jan WATSON	48	9.7

2x800 2x1600 2x800 Relay 1.8.1995

Team A:	Dist.	Time
Karen TRAVILL	800	2.53
Richard TODD	800	2.54
Murray HUTCHISON	1600	5.51
Colin THOMPSON	1600	6.02
John YATES	800	3.28
Norm CAMERON	800	2.55
Team Time		24.03

Team B:

Anne CALLAGHAN	800	3.50
Des WHITE	800	2.46
Ken MORTON	1600	5.42
Cec McKEOWN	1600	5.57
Ron ROTTIER	800	2.41
Nancy CHORLEY	800	3.08
Team Time		24.04

30 MINUTE TIME TRIAL 1.8.1995

	Laps	Metres
1 Jim INGHAM	49	18 390
2 Bob CURTIS	53	18 140
3 Ken MORTON	38	18 130
4 Ron LEDINGHAM	47	18 100
5 Murray HUTCHISON	46	17 280
6 Andrew TUNNE	37	17 240
7 Richard TODD	47	17 200
8 Colin THOMPSON	47	16 350
9 Ron ROTTIER	39	16 300
10 Karen TRAVILL	39	16 40
11 David NOBBS	55	16 10
12 Liz FELDMAN	47	16

30 MINUTE TIME TRIAL 1.8.1995 Contd.

	Laps	Metres
13 Ken MATCHETT	73	15 390
14 Ron BOYNE	61	15 300
15 Dot BROWNE	53	15 250
16 Cec McKEOWN	55	15 70
17 Cindy FYSH	35	15 70
18 Nancy CHORLEY	48	15 40
19 Diane PATTON	42	14 370
20 Robyn TODD	45	14 370
21 Al WILLEY	56	14 310
22 Alison THOMPSON	42	14 165
23 Barrie WICKS	55	14 165
24 John YATES	67	14 80
25 Carol BUCKINGHAM	44	13 250
26 Jess BASHAM	51	13 110
27 Pat CAVANAGH	54	13 100
28 Anne CALLAGHAN	58	12 330
29 Pam RICHARDS	55	12 90
30 Lavinia PETRIE	51	11 260
31 Jan WATSON	48	11 170
32 Joy CURTIS	53	11 30
33 Lynette HILL	50	7 60
34 Joan CLARK	64	7 60

5 LAP WALK 8.8.1995

1 Barrie WICKS	55	12.28
2 Jan WATSON	48	13.15
3 Ray CROSS	53	14.02
4 Denise BANNON	56	14.57
5 Lynette HILL	50	16.03
6 Joan CLARK	64	19.25
7 Frank TUTCHENER	67	19.26

50 METRE SPRINT 8.8.1995

1 John GLEESON	41	11.2
2 Aif HETHERTON	66	11.4
3 Jess BASHAM	51	11.7
4 Faye GRAVE	48	12.1

1500 METRE RUN 8.8.1995

1 Murray HUTCHISON	46	5.08
2 Ken MORTON	38	5.10
3 Glenn CLAIDEN	41	5.16
4 Ashley RYAN	41	5.48

200 METRE SPRINT 8.8.1995

1 John GLEESON	41	26.6
2 Ashley RYAN	41	28.5
3 Aif HETHERTON	66	35.1
4 Jess BASHAM	51	36.5
5 Faye GRAVE	48	39.9

RESULTS FROM CROYDON VENUE - AUGUST 1995

3 OR 5 KM RUN 8.8.1995

3 Km:		
1 Philip SODERSTROM	48	11.33
2 John DANIEL	46	12.09
3 Peter LEIGH	58	12.19
4 Norm CAMERON	50	12.52
5 Ken MORTON	38	14.01
6 Ashley RYAN	41	14.04
7 Barrie WICKS	55	14.26
8 Colin BROWNE	62	14.33
9 Annette BRUNTON	38	14.33
10 Margaret DUGUID	58	14.35
11 Ron BOYNE	61	16.06
12 Jess BASHAM	51	16.55
13 Frank TUTCHENER	67	18.36
14 Jan WATSON	48	19.12
15 Rita KERR	65	23.04

5 Km:

1 John CASTLE	49	18.20
2 Ray MERIDA	51	18.44
3 Glenn CLAIDEN	41	19.23
4 Jim INGHAM	49	19.52
5 Andrew TUNNE	37	19.54
6 Murray HUTCHISON	46	20.16
7 Lavinia PETRIE	51	20.33
8 Ron ROTTIER	39	21.01
9 Karen TRAVILL	39	21.28
10 Ray BLANCHFIELD	51	22.36
11 Nancy CHORLEY	48	23.17
12 Al WILLEY	56	24.32
13 Cindy FYSH	35	24.56
14 Richard TODD	47	25.28
15 Keith STYLES	52	25.28
16 John YATES	67	25.31
17 Robyn TODD	45	25.35
18 Dot BROWNE	54	25.35
19 George SIMMONS	60	26.58
20 Anne CALLAGHAN	58	32.15

6 LAP WALK 15.8.1995

1 Alison THOMPSON	42	14.22
2 Barrie WICKS	55	14.41
3 Lisa BENTLEY	31	15.28
4 Jan WATSON	48	16.26
5 Lynette HILL	50	19.09
6 Joan CLARK	64	24.35
7 Margaret DEMPSTER	54	24.36

50 METRE SPRINT 15.8.1995

Heat 1:

1 John GLEESON	37	6.8
2 Des WHITE	41	7.3
3 Geraldine FENNESSY	34	7.6
4 Aif HETHERTON	66	8.8

Heat 2:

1 Cara WHITE	Inv.	7.4
2 Jess BASHAM	51	7.7
3 Mark GLEESON	Inv.	8.2
4 Michael VAJNA	Inv.	8.9
5 Jan WATSON	48	9.5

1200 METRE RUN 15.8.1995

1 John MONK	48	3.57
2 Glenn CLAIDEN	41	4.00
3 Brian SIMMONS	39	4.01
4 Ken MORTON	38	4.02
5 Cec McKEOWN	55	4.26
6 Colin THOMPSON	47	4.31
7 Des WHITE	37	4.45

400M SPRINT NOM. OWN TIME 15.8.1995

	Nom. Time	Actual Time
1 David NOBBS **	55	63.0 61.0
2 John GLEESON	41	70.0 63.0
3 Brian SIMMONS	39	68.7 65.0
4 Ron ROTTIER	39	64.0 67.0
5 Des WHITE	37	78.0 73.0
6 Cec McKEOWN	55	69.0 77.0
7 Glenn CLAIDEN	41	72.0 78.0
8 Colin THOMPSON	47	85.0 79.0
9 Cara WHITE	Inv.	81.0
10 Aif HETHERTON	66	78.0 82.0
11 Michael VAJNA	Inv.	1.44
12 Anne CALLAGHAN	58	1.54 1.46

** Trophy winner David Nobbs - 2 secs. out

8 LAP HANDICAP 15.8.1995

	Clock Time	Actual Time
1 Richard TODD	47	17.13 12.48
2 Robyn TODD	45	17.18 12.53
3 Norm CAMERON	50	17.43 13.33
4 Ken MATCHETT	73	17.46 14.16
5 Ray BLANCHFIELD	51	17.52 12.47
6 Nancy CHORLEY	48	17.54 13.59
7 John MONK	48	17.55 11.00
8 Brian SIMMONS	39	17.59 10.34

RESULTS FROM CROYDON VENUE - AUGUST 1995

8 LAP HANDICAP 15.8.1995 Contd.

	Clock Time	Actual Time
9 Cindy FYSH	35	18.01 14.46
10 Lisa BENTLEY	31	18.05 16.50
11 Jess BASHAM	51	18.07 17.37
12 Jim INGHAM	49	18.08 11.23
13 Ken MORTON	38	18.09 12.09
14 Ron ROTTIER	39	18.10 13.00
15 Anne CALLAGHAN	58	18.11 16.31
16 Dot BROWNE	54	18.13 14.13
17 Annette BRUNTON	38	18.15 13.15
18 Colin THOMPSON	47	18.17 13.12
19 Andrew TUNNE	37	18.19 12.24
20 Phyllis GOSBELL	57	18.21 17.06
21 Alison THOMPSON	42	18.23 15.53
22 Barrie WICKS	55	18.25 15.35
23 Pauline BROWN	51	18.27 17.02
24 Carol BUCKINGHAM	44	18.29 16.59
25 Ron BOYNE	61	18.31 14.06
26 Pat CAVANAGH	54	18.33 17.28
27 Keith STYLES	52	18.35 14.45
28 Glenn CLAUDEN	41	18.37 12.32
29 Laurie BLACK	58	18.38 14.48
30 Ron LEDINGHAM	47	18.39 12.24
31 Al WILLEY	56	19.17 16.17
32 Christine SIMMONS	39	19.21 16.06
33 Peter LEIGH	58	19.25 13.10
34 Cec McKEOWN	55	19.29 14.09
35 Bob CURTIS	53	19.33 12.48
36 Geraldine FENNESSY	34	19.38 16.33
37 Jan WATSON	48	20.47 20.22

100M SPRINT 22.8.1995

Heat 1:

1 Jess BASHAM	51	15.1
2 Faye GRAVE	48	16.5
3 Gwen DAVIDSON	72	17.3

Heat 2:

1 Des WHITE	37	13.7
2 Ray CROSS	53	15.8
3 Alf HETHERTON	66	16.9
4 Frank TUTCHENER	67	22.3

5 OR 15 LAP RUN 22.8.1995

5 Laps:

1 Brian SIMMONS	39	6.39
2 Eric GREAVES	47	6.39
3 David NOBBS	55	7.16
4 Ray BLANCHFIELD	51	7.59

5 OR 15 LAP RUN 22.8.1995

5 Laps Contd.:

5 Tony JOHNSON	55	8.01
6 Lindsay BEATON	45	8.14
7 John RICHARDS	57	8.25
8 Norm CAMERON	50	8.32
9 Des WHITE	37	8.33
10 Celia KELLY	47	9.17
11 Robert PETRIE	53	9.22
12 Ron BOYNE	61	9.24
13 Robyn TODD	45	9.25
14 Marlene PETROFF		9.49
15 Alison THOMPSON	42	9.52
16 Barrie WICKS	55	9.52
17 Pauline BROWN	50	10.07
18 Jess BASHAM	51	10.33
19 Denise SCHOLES	52	11.07
20 Ray CROSS	53	11.21
21 George SIMMONS	60	11.50
22 Bob LEWIS	67	11.50

15 Laps:

1 Rod MASON	41	21.15
2 John MONK	48	21.46
3 Jim INGHAM	49	21.47
4 Bob CURTIS	53	22.07
5 Rob DREW	41	23.14
6 Ray MERIDA	51	23.20
7 Andrew TUNNE	37	24.05
8 Ron LEDINGHAM	47	24.54
9 Ron ROTTIER	39	25.48
10 Albert BERRY	51	26.23
11 Chas McRAE	62	26.56
12 Peter LEGET	61	27.18
13 Karen TRAVILL	38	28.05
14 Richard TODD		28.19
15 Nancy CHORLEY	48	28.26
16 Al WILLEY	56	29.25
17 Colin BROWNE	62	29.30
18 John YATES	68	32.00

Keith STYLES (6 Laps) 53 12.35
 Gerry CLARKE (7 1/2 Laps) 40 14.02
 Ray CALLAGHAN (8 Laps) 62 17.09
 Anne CALLAGHAN (8 Laps) 58 17.27
 Frank TUTCHENER (10 Laps) 67 20.37
 Tony MARTIN (10 Laps) 67 20.37
 Neville PORTER (10 Laps) 61 21.29
 Graham WHITE (10 Laps) 49 19.07

RESULTS FROM CROYDON VENUE - AUGUST 1995

BETTY LEIGH MEMORIAL WALK 22.8.1995
3 Km Nominated Own Time

	Nom. Time	Actual Time		Nom. Time	Actual Time	
1 Tony JOHNSON	53	15.30 15.14	42 Neville PORTER		24.53 25.22	
2 Alison THOMPSON	42	17.00 16.41	43 John YATES	68	24.49 25.23	
3 Celia KELLY	48	17.05 16.43	44 Marlene PETROFF	53	23.05 25.24	
4 Lee OSBORNE	52	21.03 18.38	45 Dot BROWNE	54	24.00 25.27	
5 Barrie WICKS	55	18.40 18.41	46 Peter LEIGH		27.00 25.53	
6 Murray HUTCHISON	46	24.34 18.42	47 ?		30.30 25.54	
7 Tina LEB	62	19.49 19.03	48 John MONK	48	25.32 26.00	
8 Bob LEWIS	67	19.50 19.23	49 Des WHITE	37	23.00 26.21	
9 Lisa BENTLEY	31	19.30 19.35	50 Gwen DAVIDSON	72	30.00 26.21	
10 Eric GREAVES	47	23.00 19.44	51 Denise SCHOLES	52	27.10 26.34	
11 Jan WATSON	48	20.05 20.22	52 Colin BROWNE	62	26.00 26.46	
12 Lindsay BEATON	45		53 Al WILLEY	56	25.30 26.46	
13 Brian O'DONNELL	53	26.00 21.15	54 Andrew TUNNE	37	27.00 26.53	
14 Bob LOADER		22.30 21.15	55 Frank TUTCHENER	67	24.00 26.53	
15 Joy CURTIS	53	20.50 21.16	56 Audrey TUTCHENER	66	24.30 27.01	
16 Jeff BRIGGS	50	24.00 21.20	57 Cindy FYSH	35	25.00 27.07	
17 John RICHARDS	57	24.33 21.35	58 Cec McKEOWN	55	24.37 27.09	
18 Ray CROSS	53	20.55 21.35	59 Ken MORTON	38	29.02 27.11	
19 Keith STYLES	53	22.20 21.41	60 Gerry CLARKE	40	25.00 27.13	
20 Chas McRAE		21.21 21.53	61 Robyn TODD	45	28.30 27.23	
21 Denise BANNON	56	23.00 21.54	62 Tony MARTIN	67	25.25 27.24	
22 Kevin McLAUGHLAN	51	24.45 22.07	63 Richard TODD	47	26.54 27.29	
23 George SIMMONS	60	25.00 22.21	64 Rob DREW	41	26.12 27.52	
24 Pam RICHARDS	55	25.00 22.24	65 Peter FELDMAN		28.00 27.52	
25 Pauline BROWN	50	21.36 22.32	66 Rebecca FELDMAN		28.00 28.13	
26 Margaret DUGUID	58	23.40 22.43	67 Ray BLANCHFIELD	51	28.01 28.15	
27 Ann WILKES		30.02 22.48	68 Doug PETROFF	53	25.55 28.15	
28 Jodie HOLLIS		30.04 22.52	69 John KERR	65	30.00 28.50	
29 Corrie DEGROOT	67	24.10 22.56	70 Albert BERRY	51	24.00 28.51	
30 Pat CAVANAGH	54	31.10 23.02	71 Bob CURTIS	53	27.00 29.16	
31 Alf HETHERTON	66	23.10 23.44	72 Joan CLARK	64		29.16
32 Robert PETRIE	53	28.30 24.02	73 Rita KERR	65	31.15 29.27	
33 Faye GRAVE	48	27.00 24.12	74 David NOBBS	55	26.07 29.27	
34 Graham WHITE	49	24.33 24.16	75 Laurie BLACK	58	25.00 29.29	
35 Norm CAMERON	51	25.51 24.20	76 Karen TRAVILL	39	29.23 29.38	
36 Marlene CAMERON	45	25.00 24.20	77 Peter LEGET & Harry	61	26.15 29.39	
37 Lynette HILL	50	26.00 24.37	78 Kathy NEWBURY			29.41
38 Jess BASHAM	51	26.30 24.45	79 Brian FLYNN			29.41
39 Nancy CHORLEY	48	25.09 25.08	80 Brian SIMMONS		28.30 32.07	
40 Phyllis GOSBELL	57	23.35 25.08	81 Ken MATCHETT	73	31.30 33.47	
41 John GOSBELL	56	23.35 25.22				

** Winner of Perpetual Trophy - Nancy Chorley
 Very enjoyable evening. \$300 donated to cancer research.

RESULTS FROM CROYDON VENUE - AUGUST 1995

4 LAP WALK 29.8.1995

1 Alison THOMPSON	42	8.31
2 Barrie WICKS	55	9.34
3 Tina LEB	62	9.47
4 Jan WATSON	48	10.21
5 Brian O'DONNELL	53	10.33
6 Faye GRAVE	48	12.25
7 Lynette HILL	50	13.17
8 Audrey TUTCHENER	66	14.11
9 Frank TUTCHENER	67	17.45
10 Joan CLARK	64	17.46

50 METRE SPRINT 29.8.1995

Heat 1:

1 Geraldine FENNESSY	34	7.2
2 Jess BASHAM	51	8.0
3 Faye GRAVE	48	8.2
4 Frank TUTCHENER	64	8.2

Heat 2:

1 Pauline BROWN	50	8.2
2 Gwen DAVIDSON	72	8.8
3 Carol BUCKINGHAM	44	8.9
4 Jan WATSON	48	9.6

Heat 3:

1 John GLEESON	41	6.9
2 Jack BUCKINGHAM	45	7.0
3 Ron SMITH	46	7.8
4 Norm KEITH	68	8.7

800 METRE RUN 29.8.1995

1 David NOBBS	55	2.19
2 Murray HUTCHISON	46	1.31
3 Bob CURTIS	53	2.33
4 Albert BERRY	51	2.53

100 METER SPRINT 29.8.1995

Heat 1:

1 Geraldine FENNESSY	34	14.9
2 Jess BASHAM	51	15.3
3 Pauline BROWN	50	15.6
4 Faye GRAVE	48	16.0

Heat 2:

1 Gwen DAVIDSON	72	17.2
2 Carol BUCKINGHAM	44	17.9
3 Frank TUTCHENER	67	19.2
4 Jan WATSON	48	19.8

100 METER SPRINT 29.8.1995 Contd.

Heat 3:

1 John GLEESON	41	12.5
2 Des WHITE	38	13.9
3 Ron SMITH	46	14.0
4 Norm KEITH	68	16.6

20 OR 40 MINUTE TIME TRIAL 29.8.1995

20 Mins.	Laps	Mtrs.
1 Shane MARTIN	41	13 150
2 Bob CURTIS	53	12 360
3 Ken MORTON	38	12 350
4 Jim INGHAM	49	12 350
5 Albert BERRY	51	11 320
6 Alison THOMPSON	42	10 140
7 Barrie WICKS	55	10 140
8 Karen TRAVILL	39	10 140
9 Nancy CHORLEY	48	10 140
10 Des WHITE	37	10 110
11 Margaret DUGUID	58	10 70
12 Ron SMITH	46	10 38
13 Neville PORTER	60	10
14 John DANIEL	46	10
15 Laurie BLACK	58	9 230
16 George SIMMONS	60	9 40
17 Phyllis GOSBELL	57	9
18 Jess BASHAM	51	8 330
19 Denise SCHOLLES	52	8 290
20 Frank TUTCHENER	67	8 80
21 Jan WATSON (walk)	48	7 40
22 Joy CURTIS (walk)	53	6 310
23 Rita KERR	65	6 310
24 Margaret DEMPSTER	54	4 170
25 Lynette HILL	50	4 170
26 Joan CLARK	64	4 90
27 Audrey TUTCHENER	66	4 90

40 Mins:

1 Andrew TUNNE	37	22 390
2 Ron ROTTIER	39	22 270
3 Norm CAMERON	51	21 385
4 Ron BOYNE	61	20 240
5 Al WILLEY	56	20 100
6 Ian UREN	44	19 30
7 John MONK	48	19 30

GEELONG VENUE RESULTS - AUGUST 1995

4000 METRES 2/8/95

Jeff WALKER	47	13.21
Rex SIZELAND	52	14.33
Ron CAMPBELL	52	14.37
John MOORE	44	14.47
Mike BOYLAN	55	15.27
Peter URBAN	43	15.42
Tom BLOOD	55	15.53
Rimma McAVOY	54	17.00
Wendy SIZELAND	49	17.12
Alan FOOT	52	18.18
Brian WOODS	58	18.29
Sue STRATTON	44	19.01
Margery BOYCE	34	21.28
Patsy SALATHIEL	57	22.31
Fred BARNETT	47	23.34

5000 METRES 9/8/95

Dave ELWARD	45	16.14
Jeff WALKER	47	16.34
Ron CAMPBELL	52	18.07
John MOORE	44	18.26
Mike McAVOY	61	18.42
Crichton COLLINS	44	18.50
Tom BLOOD	54	19.07
Mike BOYLAN	55	19.10
Reg QUELCH	47	19.14
Gary GIBSON	42	19.35
John INTURRISI	35	19.40
Peter URBAN	43	20.23
Rimma McAVOY	54	21.15
Alan FOOT	52	22.05
Brian WOODS	58	23.30
Tony ALSOP	53	24.01
Sue STRATTON	44	24.13
Margery BOYCE	34	26.48
Patsy SALATHIEL	57	26.51
Fred BARNETT	47	28.59

400 METRES

Gottfried SCHUTZ	42	58.76
John MOORE	44	64.42
Gary GIBSON	42	70.44
John INTURRISI	35	75.51
Alan FOOT	52	77.22
Rimma McAVOY	54	80.05
Val FOOT	52	90.66
Tony ALSOP	53	93.16
Marjorie BOYCE	35	100.39
Patsy SALATHIEL	58	120.59
Fred BARNETT	47	126.02

10,000 METRES 16/8/95

Jeff WALKER	48	34.55
Trevor CANTWELL	39	37.51
Ron CAMPBELL	52	37.51
Mike McAVOY	61	38.56
John MOORE	44	39.08
Crichton COLLINS	43	39.27
Tom BLOOD	55	41.02
Reg QUELCH	47	41.02
Mike BOYLAN	55	41.15
Peter URBAN	43	41.38
John INTURRISI	35	42.05
Rimma McAVOY	54	45.07
Alan FOOT	52	47.05
Brian WOODS	58	50.28
Sue STRATTON	44	50.55
Patsy SALATHIEL	57	56.12
Dale JENNINGS	58	56.13
Marjorie BOYCE	34	58.40
Fred BARNETT	47	61.27

2400 METRES 23/8/95

Dave ELWARD	45	7.35
Jeff WALKER	47	7.50
Crichton COLLINS	43	8.15
John MOORE	44	8.17
Ron CAMPBELL	52	8.20
Rex SIZELAND	52	8.22
Mike BOYLAN	55	8.27
Gary GIBSON	42	8.59
Tom BLOOD	55	9.11
Peter URBAN	43	9.38
Rimma McAVOY	54	9.45
Dale JENNINGS	58	10.27
Tony ALSOP	53	10.28
Ian HOLLIDAY	48	10.35
Alan FOOT	52	10.57
Brian WOODS	58	10.57
Sue STRATTON	44	11.14
Peter DICKSON	54	11.23
Margery BOYCE	34	12.33

1500 METRES

Dave ELWARD	45	4.35
John MOORE	44	5.02
Gary GIBSON	42	5.13
Crichton COLLINS	43	5.18
Alan FOOT	52	5.58
Dale JENNINGS	57	6.02
Rimma McAVOY	54	5.09
Ian HOLLIDAY	48	6.34
Brian WOODS	58	6.46
Sue STRATTON	44	6.53
Margery Boyce	34	7.29

GEELONG VENUE RESULTS AUGUST 1995 (CONT)

3/8/95 60 M SPRINT			2KM WALK, N.O.T.		Nomin.	Actual	
1	Ken MILLSTEED	45	8.20	1	Tina LEB	12.24	12.20

RESULTS FROM EAST BURWOOD VENUE

GEELONG VENUE RESULTS AUGUST 1995 (CONT)

3200 METRES 30/8/95

Jeff WALKER	47 10.25
John MOORE	44 11.12
Ron CAMPBELL	52 11.14
Mike McAVOY	61 11.33
Mike BOYLAN	55 11.43
Crichton COLLINS	44 11.44
Peter URBAN	43 12.37
Rimma McAVOY	54 13.24
Wendy SIZELAND	49 13.32
Dale JENNINGS	57 14.10
Denis VALENTA	37 14.17
Alan FOOT	52 14.17
Tony ALSOP	53 14.36
Brian WOODS	58 14.47
Sue STRATTON	44 15.42
Peter DICKSON	54 16.21
Patsy SALATHIEL	58 17.27
Fred BARNETT	47 18.22

400 METRES

Gottfried SCHUTZ	41 59.61
Mike BOYLAN	55 67.52
Mike McAVOY	61 70.12
Dale JENNINGS	58 78.26
Peter DICKSON	55 82.09
Brian WOODS	68 84.77
Tony ALSOP	53 89.71

200 METRES 23/8/95

Alan FOOT	52 31.21
John INTURRISI	36 33.59
Nancy BELLEW	39 34.29
Dale JENNINGS	58 36.31
Brian WOODS	58 36.76

REPORT ON U.S.A. MASTERS ATHLETIC CHAMPIONSHIPS.
UNIVERSITY OF MICHIGAN, EAST LANSING, 5-11 JULY 1995.

by Kevin McGRATH

About one hundred members of the Australian Team took part in these Championships as a warm up for the World Veterans Championships at Buffalo.

Our accommodation was excellent, a beautiful campus, comfortable rooms and great food. It was high summer in mid-west America and quite hot.

In some events the green and gold of Australia dominated, comprising half the field. A few highlights were : Marge Allison's two world records in the 200 metre and 400 metre sprints, a near world record in the men's 50 plus 4 x 400 metre relay; Alan BRADFORD scooping the pool with wins in the M55 800m, 1500m, 10 Km and steeplechase and of course, Andy SMITH, with his usual swag of medals, one gold, two silver and two bronze.

Our esteemed veteran John BROWN, had an unusual experience.. He put himself to bed at 9 pm, woke up ten minutes later and mistook the long twilight for next morning. He dressed, went to the dining room for breakfast but found the place locked up. Believing the athletes must be at the track he went there - to be met by a friendly policeman who explained what time it really was and escorted him home

NEW SINGLET'S

A phone call to Eric GREAVES on 9 560 2971 is all that is necessary. Cost is \$15.00, men and women, while shorts for both sexes are \$10.00 each. Postage is \$2.00 extra.

As a number is of no use without a singlet, we do not issue numbers until the singlet order is received. ed.

RESULTS FROM EAST BURWOOD VENUE

3/8/95 60 M SPRINT

1 Ken MILLSTEED	45 8.20
2 Brian TAIT	53 8.67
3 Don McMAHON	56 8.99
4 Alf HETHERTON	66 10.73

10 MINUTE WALK

Bob LEWIS	
Phyllis GOSBELL	4 laps 100m

10 MINUTE RUN

Barry BOYD	
Ken MILLSTEED	
Don McMAHON	
Brian TAIT	8 laps 260m

8/12/16 LAP RUN, 7 LAP WALK

1 John HALL	48 12.37
2 Ken MILLSTEED	45 13.45
3 Bob POWER	53 14.03
4 John GREEN	50 14.06
5 Bob LEWIS	67 14.23
6 Don McMAHON	56 15.08
7 Glenys PILLING	32 15.37
8 Brian TAIT	53 16.19
9 Phyllis GOSBELL	57 17.27
10 Lloyd NICHOLS	54 18.23
11 Tina LEB	62 19.05 W
12 Barry BOYD	51 19.24
13 Doug PETROFF	53 20.20
14 Peter DODGSHUN	43 20.38
15 John GOSBELL	56 21.27
16 John SUTTON	52 21.32
17 Diane PATTON	42 24.20
18 Marlene PETROFF	53 26.46

10/8/95 70 METRE SPRINT

1 Ken MILLSTEED	45 9.25
2 Andrew FRASER	54 9.75
3 Brian TAIT	53 10.25
4 Don McMAHON	56 10.50
5 Alf HETHERTON	66 12.28

1 KM WALK

1 Frank TUTCHENER	67 8.43
2 Audrey TUTCHENER	66 8.45
3 Marlene CAMERON	46 8.45

1500 M N.O.T. Nominate Actual

1 Ewen WILSON	4.33 4.44
2 Sam DEFANIS	5.11 5.09
3 Rob BAULCH	5.21 5.19
4 Gerry CLARKE	6.30 6.18
5 Lloyd NICHOLS	7.29 7.30 *

*** Trophy Winner**

400 M N.O.T. Nominate Actual

1 Ken MILLSTEED	60. 59.44 *
2 Brian TAIT	66.9 68.68
3 Andrew FRASER	62.0 69.30
4 Doug PETROFF	76.0 77.82

HEAT 2

1 Gerry CLARKE	1.25 1.18
2 Alf HETHERTON	1.18 1.23
3 Frank TUTCHENER	1.25 1.33
4 Tony MARTIN	2.20 1.58

* Trophy Winner

2KM WALK, N.O.T.

Nomin. Actual	
1 Tina LEB	12.24 12.20
2 Audrey TUTCH.	17.30 18.22
3 Sue SUTTON	19.00 19.17
4 Marlene CAMERON	16.01 20.05

*** Trophy Winner**

13 LAP RUN N.O.T. Nomin. Actual

1 Ewen WILSON	18.00 17.14
2 Sam DEFANIS	20.00 19.54
3 Rob BAULCH	21.38 20.45
4 John HALL	20.30 20.47
5 Doug PETROFF	21.48 21.58
6 John SUTTON	22.20 22.06
7 Phil SODERSTROM	22.00 22.12
8 John GOSBELL	22.34 23.10
9 Ray VALLANCE	23.30 23.22
10 John CUNNINGHAM	24.00 23.25
11 Don McMAHON	23.36 23.30
12 Kathie SCHLEGEL	23.05 23.58
13 Marg DUGUID	25.30 25.09
14 Glenys PILLING	24.52 25.18
15 Brian TAIT	26.40 25.47
16 Gerry CLARKE	24.00 26.02
17 Frank TUTCHEN.	25.30 26.13
18 Dave MEIKLEJOHN	28.01 27.30
19 Tony MARTIN	26.30 28.18
20 Marlene PETROFF	28.02 29.58
21 Cherie BALDWIN	- 29.59

60 METRE SPRINT 17/8/95

1 John GLEESON	41 8.21
2 Andrew FRASER	54 8.43
3 Brian TAIT	53 8.63
4 Don McMAHON	56 8.85
5 Alf HETHERTON	66 10.22

1200 METRE WALK

1 Joy CURTIS	53 7.56
2 Bob LEWIS	67 8.02
3 Phyllis GOSBELL	57 8.23
4 Joan CLARK	64 11.40

800 METRES

1 David NOBBS	55 2.20
2 Ray BRUNS	40 2.46
3 Gerry CLARKE	40 3.10

3 x 100M RELAY

Team 1	
Andrew FRASER	
John GLEESON	
Lloyd NICHOLS	43.82
Team 2	
Alf HETHERTON	
Don McMAHON	
Brian TAIT	44.64

6 LAP WALK, 3/5/10K RUN

1 John HALL	48 11.16
2 Don McMAHON	56 13.10
3 Glenys PILLING	32 13.15
4 Brian TAIT	53 14.06
5 Leo WATSON	54 14.14
6 Dave MEIKLEJOHN	55 14.28
7 Don COX	59 14.29

RESULTS FROM EAST BURWOOD VENUE

17/8/95 6L WALK, 3/5/10K RUN Cont	20 MINUTE TIME TRIAL	LAPS	METRES
8 Marg DUGUID 58 14.47	Gerry CLARKE 40 10		
9 Kathy PRESTEGAR 45 14.47	Rita KERR 65 7 20		
10 Tony MARTIN 67 15.05	Joan CLARK 65 5 20 Walk		
11 Iang PHONTIP 12 15.15 W	Frank TUTCNEHER 67 9 30		
12 Tina LEB 62 15.47 W	Tony MARTIN 67 9 30		
13 Dianne BAKER 38 16.08	Barry BOYD 51 12 300		
14 Lloyd NICHOLS 43 16.54	Tina LEB 62 7 230 Walk		
15 Joy CURTIS 53 17.11 W	Don COX 59 10 200		
16 Bob CURTIS 53 18.45	Peter BATTRICK 52 11 80		
17 Rob BAULCH 47 19.26	Peter DODGSHUN 43 12 100		
18 Doug PETROFF 53 19.55	Bob LEWIS 67 11 300		
19 Richard PIESSE 52 20.04	John SUTTON 52 11 350		
20 Ray VALLANCE 50 21.34	Sue SUTTON 50 5 100 Walk		
21 Ray BRUNS 40 22.09	Dianne BAKER 38 9 250		
22 John CUNNINGHAM 50 22.16	Don McMAHON 56 11 120		
23 Sue SUTTON 49 22.27 W	Leo WATSON 54 10 60		
24 Joan CLARK 64 23.58	Brian TAIT 53 10 10		
25 Marlene PETROFF 53 28.30	Ray VALLANCE 50 11 210		
26 Cherie BALDWIN 43 28.31	Bob BATEMAN 65 10 300		
27 Barry BOYD 51 32.28	Lloyd NICHOLS 54 8 160		
28 Sam DEFANIS 47 38.00	Peter LEIGH 58 12 200		
29 Peter DODGSHUN 43 41.37	Alex HARRIS 65 8 350		
30 Bob POWER 53 42.29	Vin O'BRIEN 67 11 230		
31 Vin O'BRIEN 67 43.59	Richard PIESSE 52 10 50		
32 John SUTTON 52 44.16	Kathy PRESTEGAR 45 10 50		
33 Bob LEWIS 67 44.46	Neville PORTER 60 10 160		
34 Kathie SCHLEGEL 32 51.57	Peter LEGET 61 11 250		
35 Coral MONK 47 51.56			

24/8/95 80 M SPRINT

1 Don McMAHON 56 11.14
2 John GLEESON 41 12.08
3 Peter LEIGH 58 12.58
4 Alf HETHERTON 66 13.00

600 METRE WALK

1 Karen THOMSON 16 3.06
2 Prue MAHAR Inv 4.56
3 Frank TUTCHENER 67 4.57
4 Audrey TUTCHENER 66 5.14
5 Joan THOMSON 45 5.14
6 Joan CLARK 64 5.57
7 Tony MARTIN 67 5.58

1600 METRES

1 Peter MAY 34 5.17
2 Bob CURTIS 53 5.20
3 Sam DEFANIS 47 5.28
4 Peter LEIGH 58 5.29
5 Barry BOYD 51 5.38
6 Rob BAULCH 47 5.42
7 Richard PIESSE 52 5.56
8 Gerry CLARKE 40 6.44

250 METRES

1 John GLEESON 41 33.55
2 Ken MILLSTEED 45 34.41
3 Brian TAIT 53 37.92
4 Alf HETHERTON 66 44.52
5 Barry BOYD 51 51.27
6 Frank TUTCHENER 67 55.38
7 Tony MARTIN 67 56.34

40 MINUTE TIME TRIAL

Audrey TUTCHENER 66 10 - Walk
Coral MONK 47 19 -
Dave MAUGER 42 19 200
John CUNNINGHAM 50 21 300
Rob BAULCH 47 23 150
Ron WILSON 58 21 160

31/8/95 100 METRE SPRINT

1 David INNES 44 13.00
2 Andrew FRASER 54 14.00
3 Brian TAIT 53 14.20
4 Don McMAHON 56 14.43
5 Frank TUTCHENER 67 20.68

7 LAP MEDLEY RELAY

Peter DODGSHUN John KERR
Don McMAHON 11.32
Marg DUGUID Graham WHITE
Ken MILLSTEED 12.12
Phyllis GOSBELL Brian TAIT
Glenys PILLING 12.34
Marlene PETROFF Bob LEWIS
John GLEESON 12.47
Audrey TUTCHENER Doug PETROFF
Eric WARD 13.10

RESULTS FROM EAST BURWOOD VENUE

31/8/95 7 LAP MEDLEY RELAY	5/10/15 LAP RUN CONT.
Joan CLARK David INNES	14 John SUTTON 52 16.59
Frank TUTCHENER 13.29	15 Damian AHEARNE 36 17.09
Les CLARK John SUTTON	16 Peter DODGSHUN 43 17.14
Andrew FRASER 13.39	17 Bob LEWIS 67 17.24
Neville PORTER Rita KERR	18 Vin O'BRIEN 67 17.31
Richard PIESSE 13.55	19 Doug PETROFF 53 18.25
5/10/15 LAP RUN	20 Bob BATEMEN 65 18.45
1 David INNES 44 6.47	21 Gerry CLARKE 40 20.57
2 Richard PIESSE 52 8.05	22 Glenys PILLING 32 21.07
3 Don McMAHON 56 8.43	23 Tina LEB 8 Lap 62 22.18 W
4 Leo WATSON 54 8.52	24 Marlene PETROFF 53 22.53
5 Bob LOADER 66 8.56	25 Sam DEFANIS 47 23.07
6 Eric WARD 45 9.26	26 Diane BAKER 38 25.57
7 Brian TAIT 53 9.34	27 Dave MAUGER 42 30.17
8 Marg DUGUID 58 9.42	28 Coral MONK 47 32.04
9 Phyllis GOSBELL 57 11.04	29 Graham WHITE 49 32.06
10 Frank TUTCHENER 67 12.42	30 Cherie BALDWIN 43 33.45
11 John KERR 66 12.42	31 Alex HARRIS 65 33.56
12 John HALL 48 15.15	
13 Chris WOOLCAR 51 16.45	

PARLOUF RELAY

Intervene Challenge
East Burwood

Thursday 16th November 1995

A great night is promised for everyone: sprinters, walkers, runners, spectators and pancake connoisseurs. The program will include a 2km nominate own time walk, a 1600m parlouf relay and a 10km parlouf relay followed by a fantastic pancake supper. If you've never tasted East Burwood's pancakes don't miss out again this year!

Prizes will be awarded for all events, plus a perpetual trophy for the 10km parlouf.

A detailed program and race rules will be available at your venue by the first week in October. This is an opportunity to get together with your fellow club mates to enjoy friendly competition and have lots of fun. So mark the date in your diary and start training now.



6 Frank TUTCHENER 67 55.38
 7 Tony MARTIN 67 56.34
 Eric WARD 13.10
 Doug FERROFF



HONDA MASTERS GAMES ALICE SPRINGS

October 19-27 1996

Welcome Plan to see Centre

Questions anyone?
 If you have any inquiries about the Honda Masters Games, Alice Springs the friendly Games office staff will be happy to help you.
 Simply write to:
 Games Office, PO Box 1095
 Alice Springs, NT 0871
 or telephone:
 (089) 51 5329
 or fax:
 (089) 51 5330

New indoor event
 The success of the Honda Masters Games, Alice Springs has spawned a new event to be held biennially in the town.
 Called the "Lasseters Indoor Challenge", it will be Australia's first major indoor tournament with games including Chess, Bridge, Scrabble, Backgammon, Five Hundred, Euchre, Cribbage and Poker.
 It will be held on 13 th to 20 th January next year.
 NT Minister for Sport and Recreation Eric Poole said a highlight of the inaugural event will be the hosting of the Australian Scrabble Championship.
 The various games will be held in modern airconditioned clubs and Lasseters Casino during the day with appropriate outdoor attractions and social activities in the evening and night to make the most of Central Australia's warm summer evenings.
 "Like the Masters Games, which is competitive but has a wonderful friendly atmosphere, we hope the 'Lasseters Indoor Challenge' will make the biennial social calendar of all indoor games enthusiasts," Mr Poole said.
 Lasseters Hotel Casino is the principal sponsor with other major sponsors being Qantas, AAT Kings, Carlton United Breweries, QUF and Department of Sport and Recreation.
 For further information call (089) 516 310.

Remember the date,

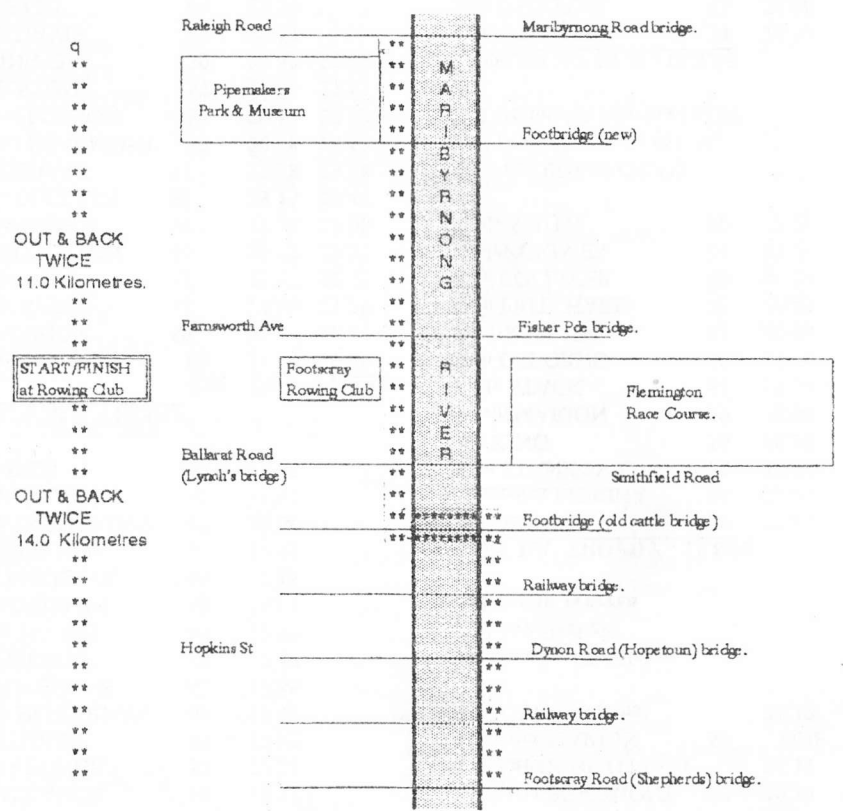


HONDA MASTERS GAMES
 ALICE SPRINGS
 October 19-27 1996

19-27 October, 1996

in October. This is an opportunity to get together with your fellow club mates to enjoy friendly competition and have lots of fun. So mark the date in your diary and start training now.

VIC VETS 25K ROAD CHAMPIONSHIP
 SUNDAY 24 SEPTEMBER 1995 9.30am
 New course – Maribyrnong River bike path.
 Only 10mins from Melbourne inner city area.
 Organized by ALTONA VETS VENUE.



LOCATION Footscray Rowing Club Melways #28 D2 enter from Farnsworth Avenue

Showers, change facilities available. Presentations in Boat House at 11.30am
 Shorter FUN RUNS also available.

ENJOY a barbecue lunch with salads in the warmth of the Boat House dining room overlooking the sunny waters of the mighty MARIBYRNONG.
 \$5.00 per head. Drinks at bar prices.

RESULTS OF MEETING AT CAULFIELD VENUE - AUGUST 1995

RESULTS OF MEETING AT CAULFIELD VENUE - AUGUST 1995

150MTR SPRINT - 1.8.95

Fred Bichsel	58	23.65	3 sec
Stan STANKOVIC	72	24.44	4 sec
Domenick MORINA	56	25.91	1 sec
Stephen YOUNG	43	27.07	10 sec
Jim KING	56	27.45	9 sec
Kevin MARION	59	27.71	9 sec
Steve ZIMARIS	38	27.98	11 sec

5K SEALED H/C RUN - 1.8.95

	Age	Fin	H/cap time
Graham PROSSOR	40	20.03	17.33
Rob OSBORNE	43	19.21	17.36
Robert McKENNA	45	19.23	17.38
Case HUYSMANS	62	22.08	17.53
Gabriel CARMONA	52	18.59	17.59
Mark BENJAMIN	58	23.19	18.04
Kevin BROWNE	58	22.29	18.24
Judy WINES	57	25.43	18.43
Doug WALLACE	54	21.25	18.04
Mike HEFFERNAN	60	22.59	18.19
Denis THORNTON	40	20.56	18.41
Rodney FORD	54	21.27	18.27
Bob POWER	53	21.46	18.41
Peter McGRATH	55	23.38	18.38
Gerry BLANCHFIELD	52	24.17	18.47
Domenick MORINA	56	24.24	18.54
Jeff BOOT	38	18.55	18.55
Paul MEREDITH	33	24.42	18.59
Barry McCORMACK	30	16.59	18.59
Peter BATTRICK	52	23.40	19.25
Rhonda TRENGROVE	47	24.58	19.53
Roy VALLANCE	50	22.57	19.57
Jane STURZAKER	42	27.01	20.01
Stephen YOUNG	41	24.41	20.41
Terry BLACK	47	23.23	21.08

- 1st Graham Prossor
- 2nd Rob Osborne
- 3rd Robert McKenna

400METRES 1.8.95

Jim KING	56	91.10	22 sec
Steve ZIMARIS	38	93.30	2 sec
Stephen YOUNG	43	93.97	3 sec
Denis THORNTON	40	94.40	30 sec
Eddy STACK	61	95.03	22 sec
Robert McKENNA	45	96.38	6 sec
Gaby CARMONA	52	97.39	7 sec
Don PRITCHARD	45	97.81	26 sec
Ian BRITTAIN	61	99.61	20 sec

4KM WALK - 1.8.95

Ken LaROCHE	60	23.38
Joy HERBERT	52	23.39
Sandra Middleton	46	25.07
Kevin MARION	59	25.39
Frank WARREN	69	27.26
Alan Middleton	46	28.08
Darrel POLGLASE	59	28.11
Margaret MARION	55	29.02
Ian BEAUMONT	59	29.08
Vic HARLEY	69	29.53
Margaret Beaumont	57	29.59
Nola FINN	59	35.52
Jill ROLLS	47	D.N.F.

100MTR H/C - 8.8.95

Kris COLLIVER	40	12.71	6 sec
Stan STANKOVIC	72	13.25	10 sec
Lesley GRIMES	34	13.53	20 sec
Jim KING	56	14.11	Scr

600M RUN E/T - 8.8.95

	Age	Actual	H/cap
Stephen YOUNG	43	1.42.32	1.46
Doug ADENEY	51	1.43.09	1.45
Rob OSBORNE	43	1.48.79	1.55
Kris COLLIVER	40	1.53.23	2.00
Fred BICHSEL	58	1.53.81	1.59
Lesley GRIMES	34	1.54.54	2.10
Jim KING	56	1.56.02	2.05
Kevin MARION	59	1.56.32	2.00
Gabriel CARMONA	52	2.00.12	2.15
Eddy STACK	61	2.10.24	1.55
1st - Doug Adeney	1.91		
2nd - Kevin Marion/Stephen Young	3.68		
3rd - Fred Bichsel	5.19		

4K RUN - 8.8.95

Gabriel CARMONA	52	14.27
Lesley GRIMES	34	15.07
Rob OSBORNE	43	15.17
Graham PROSSOR	40	15.27
Tim ABBOTT	47	15.38
Bob POWER	53	16.02
Des MIDDLETON	48	16.27
Kris COLLIVER	40	16.45
Doug WALLACE	54	17.16
Ray VALLANCE	50	17.21
Peter BATTRICK	52	17.24
Terry STUBBS	45	17.32
Michael HEFFERNAN	60	17.43
Case HUYSMANS	62	17.46
Kevin BROWNE	58	17.47
Stephen YOUNG	43	17.59
Mark BENJAMIN	58	18.01
Robert McKENNA	45	18.15
Paul MEREDITH	34	19.02
Rhonda TRENGROVE	47	19.04
Peter McGRATH	55	19.55
Judy WINES	57	20.15

4K H/C WALK - 15.8.95

	Age	Fin	H/cap
Ken LaROCHE	60	21.30	19.00
Kevin MARION	59	25.44	20.14
Joy HERBERT	52	23.06	21.29
Joy HOGAN	43	25.27	22.12
Alan MIDDLETON	46	26.22	22.37
Frank WARREN	69	27.28	23.08
Darrel POLGLASE	55	28.13	23.47
Glad WISHART	51	27.58	23.48
Margaret BEAUMONT	57	30.08	26.53
Margaret MARION	55	29.53	27.03
Ron BILSTON	57	29.03	27.51
Nola FINN (PB)	59	34.42	30.02
Graeme DAVIS	45	29.17	
Vic HARLEY	69	25.50	

 * SUBSCRIPTIONS FOR 1995.
 * Single.....\$16.00.
 * Double.....\$28.00.
 * Payable to Hon Treasurer
 * or Hon Secretary listed
 * in front of Magazine.

4K H/C WALK - 8.8.95

	Age	Fin	H/cap
Sandra MIDDLETON	46	25.13	32.13
Joy HERBERT	52	22.49	32.19
Frank WARREN	69	27.28	32.28
Darrel POLGLASE	55	28.20	33.20
Kevin MARION	59	26.09	33.39
Nola FINN	59	35.26	35.26
Ian BEAUMONT	59	28.38	35.38
Marie KILFOYLE34	34	28.36	36.36
Margaret BEAUMONT	57	30.17	37.17
Ken LaROCHE (11 laps)		24.17	31.05
Margaret MARION	55	DNF	
Jill ROLLS (8 Laps)		24.12	

- 1st Sandra Middleton
- 2nd Joy Herbert
- 3rd Frank Warren

200M H/C TROPHY - 15.8.95

Fred BICHSEL	58	37.41	7 sec
Domenick MORINA	56	38.07	3 sec
Stan STANKOVIC	72	37.76	6 sec
Jim KING	56	38.50	11 sec
Kevin MARION	59	38.96	5 sec
Eddy STACK	61	39.34	6 sec
Rob OSBORNE	43	39.76	12 sec
Ian BRITTAIN	61	40.09	7 sec
Don PRITCHARD	45	40.45	11 sec
Kris COLLIVER	40	40.34	12 sec
Lesley GRIMES	34	41.75	8 sec
Andy SMITH	80	42.20	Go

- 1st Fred Bichsel (30.41)
- 2nd Stan Stankovic (31.76)
- 3rd Domenick Morina (35.07)

400M H/CAP RUN - 15.8.95

Lesley GRIMES	34	74.50	Go
Rob OSBORNE	43	76.00	12 sec
Stephen YOUNG	43	77.77	20 sec
Doug ADENEY	51	78.88	16 sec
Gabriel CARMONA	52	83.42	6 sec
Kris COLLIVER	40	84.00	18 sec
Don PRITCHARD	45	95.0	17 sec

4K RUN SEALED H/C 15.8.95

	Age	Fin	H/cap
Domenick MORINA	56	18.31	13.31

300M - 22.8.95

Stephen YOUNG	43	63.85	24 Sec
---------------	----	-------	--------

20 LAP (8K) S/Hcap RUN - 29.8.95

	Age	Net	Fin
Gabriel CARMONA	51	26.52	29.52

8 LAPS WALK - S/Hcap - 29.8.95

	Age	Fin	Net time
Kevin MARION	59	20.16	16.26

RESULTS OF MEETING AT CAULFIELD YOUNG - 22.8.95

4K RUN SEALED H/C 15.8.95

	Age	Fin	H/cap
Domenick MORINA	56	18.31	13.31
Paul MEREDITH	33	18.52	13.52
Graham PROSSER	40	15.24	13.54
Bob POWER	53	16.05	13.55
Jeff BOOT	39	13.59	13.59
Gabriel CARMONA	52	14.42	14.02
Mark BENJAMIN	58	18.03	14.03
Terry STUBBS (PB)	45	17.26	14.06
Rhonda TRENGROVE	47	18.30	14.10
Michael HEFFERNAN	60	17.31	14.11
Kevin BROWNE	58	17.20	14.20
Doug WALLACE	54	16.41	14.21
Judy WINES	57	20.05	14.25
Case HUYSMANS	62	17.24	14.34
Keith ALEXANDER	44	15.03	14.38
Gerry BLANCHFIELD	52	18.50	14.50
Jim McLURE	49	15.17	14.52
Rob OSBORNE	43	15.37	14.57
Jane STURZAKER	42	20.48	14.58
Robert McKENNA	45	15.38	14.58
Jim SINCLAIR	71	21.03	15.03
Pete BATTRICK	52	18.04	15.04
Philip SODERSTROM	48	17.04	15.04
John WAITE	54	15.55	15.30
Lesley GRIMES	34	17.04	15.44
Stephen YOUNG	43	19.09	16.09
Jan SWANN	43	19.10	16.10

8 LAPS RUN - 22.8.95

Rob HENDY	50	10.43
Gabriel CARMONA	52	11.34
Jim McLURE	49	11.42
Robert McKENNA	45	11.49
Keith ALEXANDER	44	11.56
Rob OSBORNE	43	12.06
Graham PROSSER	40	12.08
Lesley GRIMES	34	12.17
Des MIDDLETON	48	12.49
Howard ROSS	50	13.07
Doug WALLACE	54	13.16
Kevin BROWNE	58	13.48
Terry STUBBS	45	13.52
Michael HEFFERNAN	60	13.56
Case HUYSMANS	62	14.11
Mark BENJAMIN	58	14.17
Stephen YOUNG	43	14.34
Gerry BLANCHFIELD	52	14.44
Peter McGRATH	55	14.54
Peter BATTRICK	52	14.57
Rhonda TRENGROVE	47	15.07
Jane STURZAKER	42	15.55
Imelda LESBIREL	42	17.41
Sandy ROSELLYN	42	19.58

300M - 22.8.95

Stephen YOUNG	43	63.85	24 Sec
Rob OSBORNE	43	64.76	22 Sec
Bob WISHART	53	65.16	24 sec
Peter SINCLAIR	48	65.53	21 sec
George YEOMANS	50	65.95	20 sec
Doug ADENEY	51	66.21	22 sec
Jim KING	56	66.55	22 sec
Eddy STACK	61	66.81	18 sec
Ian BRITTAIN	61	67.23	14 sec
Fred BICHSEL	58	67.65	18 sec
Howard ROSS	50	68.06	16 sec
Lesley GRIMES	34	72.27	18 sec
Andy SMITH	80	74.66	Go

100M H/C - 22.8.95

Jim KING	56	11.45	12 mtr
Peter SINCLAIR	48	11.78	10 mtr
Kevin MARION	59	12.11	10 mtr
Clint SINCLAIR	Inv	12.37	5 mtr
Rob OSBORNE	43	13.20	6 mtr
Stan STANKOVIC	72	13.30	15 mtr

6 LAPS WALK - 22.8.95

	Age	Fin	H/cap
Andy SMITH	80	19.09	19.07
Ralph FIELD	81	18.18	20.18
Darrel POLGLASE	55	17.20	21.20
Frank WARREN	69	16.06	20.06
Graeme DAVIS	45	17.18	21.18
Glad WISHART	51	16.10	19.40
Ken LaROCHE	60	12.47	20.17
Nola FINN	59	20.02	20.02
Alan MIDDLETON	46	14.40	20.55
Kevin MARION	59	15.03	21.03
Joy HERBERT	52	13.27	20.37
Ron BILSTON	51	15.22	20.22
Sandra MIDDLETON	47	14.42	20.42
Marie KILFOYLE	34	17.25	21.25
Gwen STEED	53	15.36	20.36
Joy HOGAN	43	14.45	21.45
Bruce SANDILANDS	48	25.34 (10 Laps)	
Vic HARLEY	69	26.18 (10 Laps)	

1st Andy Smith - 19.07
2nd Glad Wishart - 19.40
3rd Nola Finn - 20.02

20 LAP (8K) S/Hcap RUN - 22.8.95

	Age	Net	Fin
Gabriel CARMONA	51	26.52	29.52
Kevin BROWNE	58	28.05	35.35
Keith ALEXANDER	45	28.07	30.37
Robert McKENNA	45	28.07	31.22
Rob OSBORNE	43	28.11	31.26
Peter BATTRICK	52	28.18	35.48
Michael HEFFERNAN	60	28.51	36.36
Gerry BLANCHFIELD	52	28.52	38.52
Rodney FORD	54	29.14	34.14
Peter McGRATH	55	29.35	38.20
Case HUYSMANS	62	29.36	36.21
Jane STURZAKER	42	29.39	42.39
Rhonda TRENGROVE	47	30.14	39.59
Doug WALLACE	54	30.26	35.56
Jim McLURE	49	30.54	33.24
Terry BLACK	47	31.09	37.54
T. BLACK	?	31.10	37.55
Greg WILLIAMS	42	31.14	33.44
John McBRIDE	45	32.00	35.30
Stephen YOUNG	43	33.57	42.12
Rob STURZAKER	40	39.39	46.24
Sally Donaldson (18 laps)	41	D.N.F.	
Ben MORREY	66	D.N.F.	

TEAM 600M + 400M RELAY - 22.8.95

First person	600Mtr	2nd Person	400Mtr
Rob Osborne	2.29 40 sec	Jane Sturzaker	3.56 5 sec 1st
Andy Smith	3.06 Go	Bill Reid	4.06 30 sec 2nd
Doug Adeney	2.46 44 sec	Domenick Morina	4.08 15 sec 3rd
Lesley Grimes	2.55 32 sec	Eddy Stack	4.10 23 sec
Fred Bichsel	3.10 35 sec	Bob Wishart	4.15 35 sec
Paul Meredith	3.02 30 sec	Ian Brittain	4.20 20 sec
Stephen Young	2.50 47 sec	Kevin McGrath	4.27 11 sec
Peter McGrath	3.22 30 sec	Jim King	4.31 27 sec

100M SPRINT - 22.8.95

Jim KING	56	11.57	12 mtr
Kevin MARION	59	11.80	11 mtr
Bob WISHART	53	12.04	Scr
Domenick MORINA	56	12.30	28 mtr
Paul Meredith	34	12.57	15 mtr
Kevin McGRATH	64	12.84	24 mtr
Andy SMITH	80	13.12	35 mtr

8 LAPS WALK - S/Hcap - 22.8.95

	Age	Fin	Net time
Kevin MARION	59	20.16	16.26
Ron BILSTON	52	19.58	16.28
Ken LaROCHE	60	18.03	16.53
Joy HERBERT	52	18.34	16.54
Frank WARREN	69	21.27	17.02
Maureen SEEDSMAN	57	20.46	17.16
F. BROOKS	61	18.30	17.20
Glad WISHART	51	22.10	17.20
Darrel POLGLASE	55	22.08	17.37
Vic HARLEY	69	20.16	18.06
Domenick MORINA	56	21.51	18.21
Ralph FIELD	81	24.19	19.09
Alan MIDDLETON	46	21.58	19.38
Nola FINN	59	27.18	19.48
Jean ALBURY	65	18.23	16.43
Graeme DAVIS	45	20.39	19.19
Ian BEAUMONT	59	23.29	20.29
Margaret BEAUMONT	57	23.54	(4 Laps)
GWEN STEED	53	20.47	19.00
Grace SMITH	76	29.28	20.20
Marie KILFOYLE	34	22.01	20.01

** VIC. & AUST. C'SHIP VIDEOS **
**Were you at Aberfeldie for **
* the Vic. Veterans C'ships *
* or the Aust. Veterans C'ships *
* at Homebush in N.S.W. in 1994.*
* if so, videos of both these *
* events are available from *
* Peter COLTHUP 14 Bakers Road, *
* North Dandenong 3175 for *
* \$20.00 each. Phone 7951169 *
* Copies of the 1993 events are *
* also available. If you want *
* them posted, \$5.00 extra. for *
* box and postage. *



*** = First run with us.

= PB this venue, this year

THURS 27 JULY

36 runners felt the chill tonight, even the clock was fogging up from the cold. The cold had a certain effect that nearly caused CHRISTINE to miss out on the 100M, she ran a special heat against WINSOME. It must have been the cold that caused all those 1 MILE PBs & BRUCE's 100M PB. Welcome to DEBBIE & welcome back to MARILYN - long time no see! ISAK found that the second 200M of a 400M can be much longer when you take off very fast. We welcomed Vet's President DOUG who, in his role of bespoke tailor, had ladies stripping all over the place to try his wares.

THURS 3 AUG

Only 23 keen runners were not scared away by the heavy rain at 6.30pm & they enjoyed a rain free period after 7.15pm. Congrats. to all who made the effort. Multi-coloured legs were the favoured means of combatting the cold. General opinion was the TREVOR's black left leg & white (with stars) right leg won the fashion award but FRED's orange thighs & black calves were impressive as also were JOHN's luminescent flashers. CHRISTINE is forsaking sunny Victoria for Manchester & other sunnier places. Good luck in the World Transplant Games.

			THURS				THURS					
			100M	400M	1K WALK or 1MILE	^30MIN T/Trial LAPS	^METRES	100	200	800	13 LAPS	10K
BAMFORD	Vicki	F40	JULY27				14	290				52.39
SOUTHAM-SAHIN	Sue	F40	JULY27				14	290				52.39
GRIFFITHS	Christine	F45	JULY27	18.78		6.57.27 WALK			19.62	36.15	4.35	
BRAIN	Gleryce	F45	JULY27				13	70				31.01
ROBOTHAM	Kate	F50	JULY27				12	250				31.16
CASSIDY	Margaret	F50	JULY27				15	230				
MENZIE	Winsome	F55	JULY27	19.03					19.88			
HARRAP	Richard	M30										23.30
WILSON	Robert	M30	JULY27			5.51.12						
NORRIS	Daniel	M30	JULY27	16.78	1.22.22	6.31.82	15	240				
HARRAP	Chris	M30	JULY27		1.06							
VILLEGAS	Ray	M30	JULY27			5.51.12						
CATIONS	Les	M35	JULY27				11	60				39.19
GIORGIOU	Francis	M35	JULY27	20.00		7.43.60			21.88			
JORDAN	Andrew	M35	JULY27				19	140				
RADEMAKER	Fred	M40	JULY27			5.52.03	19	160				25.27 (injured)
CARTER	Ken	M40	JULY27	19.90	1.59	8.52.34	12	230	19.42	35.15	4.21	38.49
MARSH	Trevor	M40										21.50
WALSHE	Geoff	M40	JULY27				19	230				
CORNALL	Ian	M40	JULY27				14	290				
HALLETT	Len	M45	JULY27			5.55.35	17	200				25.03
GIBBS	Bruce	M45	JULY27	12.88	1.08.19	6.44.02			13.22	28.03	3.02	
BARBARO	John	M45	JULY27		1.07.19	6.14.81 WALK			14.84	29.88		26.22
MARTIN	Denys	M45	JULY27			8.07.29						23.03
TURNER	Bill	M45	JULY27			5.44.18	18	12				
KYTE	Bill	M50	JULY27	16.00	1.14		17	90	16.20	30.02	2.59	45.16
PROUDFOOT	Gordon	M50	JULY27				16	330				
MOODY	Keith	M50	JULY27			5.43.49						
GOGGIN	Bernie	M55	JULY27		1.32.31	7.08.10	15	180				41.26(injured)
GOODE	George	M65	JULY27			7.04.17 WALK				32.00	3.32	
WILSON	Neville	M65	JULY27				16	130				

THURSDAY 10 AUGUST VETS BIRTHDAY

Happy birthday to us.

at COBURG & ABERFELDIE VETS shared a night that got progressively colder as a dew descended on anything that did



THURSDAY 10 AUGUST VETS BIRTHDAY

Happy birthday to us.

47 COBURG & ABERFELDIE VETS shared a night that got progressively colder as a dew descended on anything that did not move. ABERFELDIE joined with COBURG to celebrate the COBURG VETS 9th birthday. The theme of the night was the number nine with all events featuring this figure.

90 METRE COBURG runners found they had some very fast competition. Junior ALEX CORNALL at 11.10 & VET ANDREW HIDE found that they were not fast enough to beat ABERFELDIE junior PAUL TORRINI at 10.97.

900 METER BIRTHDAY RELAY Mixed teams of COBURG & ABERFELDIE VETS chose their own changeover points for their four runners. A large birthday candle was provided for each team as a baton & the winning team was the first with the distance completed & their candle alight. It was a very fast & fair competition on the track but when it came to candle lighting

*** = First run with us.
= PB this venue, this year

				90M	9th lane Time Trial	Birthday Relay 900 metres	9 laps est. EST(+/-SECS)
OWENS	Kim	F25	C			FOURTH	20.09(12)
LYNCH	Bernice	F35	C	19.65	1.41.44	EIGHTH	16.59(92)
HIRCOE	Rhonda	F40	A			THIRD	16.09(16)
THOMPSON	Lynley	F40	C				24.19(169)
BRAIN	Glencyce	F45	C			FOURTH	21.59(111)
CAR	Bev	F50	C				25.90(122)
ROBOTHAM	Kate	F50	C				20.59(47)
MENZIE	Winsome	F55	C	17.74		SEVENTH	
HIDES	Andrew	M30	C	11.06		SEVENTH	19.59(89)
PRETA	Barry	M30	A			THIRD	20.09(254)
KELLY	Mark	M30	C			FIRST	20.09(216)
NORRIS	Daniel	M30	C	14.38	1.37.62	SIXTH	17.09(9)
HARRAP	Chris	M30	C				17.09(156)
HARRAP	Richard	M30	C			SECOND	17.69(212)
TRUEFELDT	Wayne	M30	C				15.93(50)
McKENZIE	Roy	M35	C	27.25		SECOND	15.09(112)
GIORGIOU	Francis	M35	C	17.75			
MUSCAT	Mario	M40	C	15.97			20.39(1)
CARTER	Ken	M40	C	17.65	1.51.75	EIGHTH	24.09(133)
CORNALL	Ian	M40	C				19.57(166)
DELANEY	Brian	M40	C				14.59(26)
RADEMAKER	Fred	M40	C			EIGHTH	14.59(46)
MARSH	Trevor	M40	C				14.29(74)
WALSHE	Geoff	M40	C				12.59(4)
MARANTELLI	Brian	M40	A				12.49(2)
SHONE	Peter	M45	A				13.29(17)
TURNER	Geoff	M45	A	11.69		FOURTH	15.29(107)
BROWN	Joe	M45	A			SECOND	13.29(20)
WATERS	Rob	M45	A		1.31.80	SECOND	14.19(3)
HALLETT	Len	M45	C		1.36.57	FIFTH	14.19(0)
MARTIN	Denys	M45	C			SEVENTH	14.59(1)
BARBARO	John	M45	C	13.13		FOURTH	
KYTE	Bill	M50	C	14.21	1.31.50	FIFTH	15.49(28)
PROUDFOOT	Gordon	M50	C				17.49(78)
MOODY	Keith	M50	C			THIRD	15.09(112)
HARBERT	Ray	M55	C				15.49(72)
GOODE	George	M65	C		1.59.00	THIRD	23.39(134)
HOWS	John	M??	A			THIRD	

time there was some skulduggery. You know that saying "They finished so fresh they wouldn't even blow out a candle"? or the alternative saying "They were so distressed they couldn't even blow out a candle"? Well neither applied here - candle blowing was the order of the day as team members tried to prevent winning teams getting their candle alight before their own last runner finished. The impartial judges adopted the approach of stand back & wait & present the prize to the first lighted candle that reached them - whether by fair means or foul. Whether ALEX, RODNEY, BRIAN & MARK were first across the line, nobody will ever know, But theirs was certainly the first lighted candle presented to the judges. Lighted candles were then thrust from all directions at the judges & some of the other placings are a bit haphazard but when you are a judge with a beard & candles are being poked at you, you tend to lose a bit of concentration.

9th LANE TIME TRIAL


Runners were required to do 1 lap in the ninth lane carrying their own stopwatch & recording their own time. Only 1 ABERFELDIE runner could cope with the technology or perhaps they thought they would not be able to resist the challenge to push the stop button before they crossed the line? COBURG junior ISAK KETSAKIDIS recorded 1.24.29.

9 LAP ESTIMATED TIME

The figure 9 had to appear somewhere in the estimate. But ABERFELDIE's ROB WATERS was only 3 secs out & BRIAN MARANTELLI only 2 secs. In the true birthday spirit each received a trophy glass although COBURG's MARIO MUSCAT & DENYS MARTIN were only 1 sec out in their estimate & LEN HALLET was exactly right with his estimate. The managers' birthday socks were presented to DANIEL NORRIS for being exactly 9 secs out & KIM OWENS for the female closest to 9 secs with 12 secs.

BIRTHDAY CAKE

The celebrations were brought to a fitting close with our birthday cake. Juniors AIMEE & MEGAN BALL lit the candles on the cake & our oldest active athlete GEORGE GOODE assisted by our oldest inactive athlete HAROLD STEVENS blew the candles out & cut the cake. Junior CRAIG BROWN handed the cake around & made sure all got a slice.



*** = First run with us.

= PB this venue, this year

THURS 17 AUG 37 athletes found that a warm night deteriorated as the cold wind increased. We were all saddened by the untimely death of BERNICE (38) when knocked from her bike on a training ride. Our thoughts went out to AMEE & MEGAN. SUE, VICKI, GORDON, LES & NEVILLE were swapping stories of their experiences in Sydney for the City to Surf. GORDON's story of his luxurious suite was the envy of all. We welcomed TOM & BARB back from the USA. Newcomer ROY got mixed up with our Abefeldie visitors in last week's report - a belated welcome ROD.

THURS 24 AUG. 38 athletes ran on a warm night with a gusty wind. The ladies faced the challenge of running PBs for the 30min Time Trial to win the trophy celebrating the life of BERNICE LYNCH. The fellows were encouraged to pace & help the ladies in this challenge. TONY paced VICKI to a +140M. GLENICE went out quickly & hung on gamely for a +50M but she challenged KATE to catch & pass her for a +350M & the trophy. We welcomed THERESA LYNCH who presented the trophy along with friend PETER. Welcome also to new comer RAYPHE.

			THURS					THURS			Combined event.		30Min T/Trial
			100M	200M	1500M	4K	8K	100M	400M	1 MILE	1K Walk	Laps + Metres	
LYNCH	Theresa	F35										17+250	
BAMFORD	Vicki	F40										15+130	
THOMPSON	Lynley	F40	AUG17			24.05						12+290	
BRAIN	Glenyce	F45	AUG17			22.25						13+190	
CAR	Bev	F50	AUG17			22.30						13+100	
ROBOTHAM	Kate	F50	AUG17			21.25			1.37.35			13+280	
SAUNDERS	Vonda	F55										13+100	
DALGLEISH	Barb	F55	AUG17									16+30	
MENZIE	Winsome	F55							19.47				
HIDES	Andrew	M30	AUG17	12.72	26.77		19.36		12.87			16+10	
NORRIS	Daniel	M30	AUG17	16.85	37.52	6.21	19.40		17.19	1.24.57	6.49	15+40	
RAMSAY	Peter	M30										19+210	
KELLY	Mark	M30	AUG17			5.28	19.13				7.02	16+40	
HARRAP	Richard	M30	AUG17		32.40	5.18				5.41		16+20	
JORDAN	Andrew	M35	AUG17				15.46					19+00	
GIORGIOU	Francis	M35	AUG17	20.00		8.34			19.60				
McKENZIE	Roy	M35	AUG17	16.41			22.53				7.52	12+280	
COLLINS	Rayphe	M35										19+170	
CATIONS	Les	M35	AUG17				27.55					11+200	
BOWMAN	Tony	M35										15+130	
RADEMAKER	Fred	M40	AUG17					31.43					
CARTER	Ken	M40	AUG17	14.94	50.15	8.54	26.21		18.75	1.54.81	8.57	11+260	
MARSH	Trevor	M40										19+00	
BARBARO	John	M45							14.61		6.14		
HUTCHINSON	Greg	M45										????????????????	
MARTIN	Denys	M45	AUG17				17.02					17+130	
HALLETT	Len	M45	AUG17			6.49		35.51		6.17		15+270	
GIBBS	Bruce	M45	AUG17	13.19	27.16	6.31							
KYTE	Bill	M50	AUG17	15.32		6.16	18.46		16.09	1.14.84	6.59	16+230	
MOODY	Keith	M50	AUG17			5.00	19.39				5.41		
RYAN	Bill	M50										16+110	
GOGGIN	Bernie	M55	AUG17		45.40			40.00		1.33.47	7.31	13+310	
HARBERT	Ray	M55	AUG17				18.37						
CHARLTON	Bob	M60	AUG17			6.58						14+170	
GOODE	George	M65	AUG17			7.19					7.21	11+280	
SCHIPANO	Frank	M65	AUG17	18.03	38.47	6.50	17.53						
WILSON	Neville	M65	AUG17					37.55					
ELLIS	John	M70	AUG17				15.29 (4 laps walk)					7+340(Walk)	

John BARBARO	49	7.36	ROB HENDY	50	4.58.61
Don WARDEN	71	8.76	Jim GRELLIS	43	5.23.20
Jane KINSEY	54	9.00	Keith MOODY	51	5.56.90

AT COBURG TRACK

RESULTS FROM COLLINGWOOD VENUE

4.7.95.		11.7.95	
<u>70 METRES</u>		<u>110 METRES</u>	
Allan GIBSON	44 10.02	Keith MOODY	51 17.20
Don WARDEN	71 12.02	Don WARDEN	71 19.50
Jane KINSEY	54 12.52	Christine GRIFFITHS	46 20.30
Christine GRIFFITHS	46 13.02		
<u>800 METRES HANDICAP</u>			
Allan GIBSON	44 3.38	1.15	2.23
Patrick KELLY	Inv. 3.43	1.25	2.18
Westly WINDSOR	51 3.45	1.05	2.40
Wasył DROSDOWSKY	44 3.46	1.00	2.46
Shondra HILL	46 3.49	Go	3.49
Keith MOODY	51 3.53	1.15	2.38
Christine GRIFFITHS	46 3.57	.05	3.52
<u>200 METRES</u>		<u>1500 METRES</u>	
Keith MOODY	51 31.06	Keith MOODY	51 5.33.10
Don WARDEN	71 36.98	Wasył DROSDOWSKY	44 5.48.60
Jane KINSEY	54 38.26		
<u>20 MINUTE TIME TRIAL</u>		<u>Laps Metres</u>	
Rod BAYLEY	49 13 40		
Guido SMOGLIAN	40 12 320		
Mal BROWN	54 12 290		
Keith LODGE	64 12 222		
John MERORY	49 12 180		
Vin MARTIN	43 12 30		
Leo JONES	54 12 10		
Ian MORGAN	49 11 380		
Denny MARTIN	47 11 300		
Ray HARBERT	56 11 50		
Keith MOODY	51 11 50		
Garry BELL	41 11 30		
Wasył DROSDOWSKY	44 11 30		
Bernie LESLIE	59 9 110		
Don WARDEN	71 9 103		
John NOONAN	52 9 40		
Rob WILSON	50 9 40		
Jane KINSEY	54 8 380		
Glenyse BRAIN	49 8 360		
Kate ROBOTHAM	52 8 310		
Helen BROWN	54 8 260		
Dick KIRKMAN	77 8 260		
Christine GRIFFITHS	46 6 Walk 170		
<u>40 MINUTE TIME TRIAL</u>			
Russell SEVERINO	42 26 85		

11.7.95

<u>2000 METRES</u>		<u>6000 METRES (Continued)</u>	
Ian MCLEOD	50 7.24	John PEACOCK	59 25.28
Keith MOODY	51 8.15	Tek YEO	53 25.29
Wasył DROSDOWSKY	44 8.46	Denny MARTIN	47 25.32
Val MCLEOD	48 9.07	Greg RUSDEN	59 25.34
Don WARDEN	71 10.39	Chris YEOMAN	55 27.02
<u>6000 METRES</u>		John NOONAN	52 31.03
Keith LODGE	64 23.47	Dick KIRKMAN	77 35.25
Geoff PRATT	45 24.10		
Vin MARTIN	44 24.15	<u>10,000 METRES</u>	
Graeme PAUL	41 24.20	Mike KENNEDY	42 44.07
Doug SCOTT	45 24.32	<u>400 METRES</u>	
Rob WILSON	50 25.08	Patrick KELLY	Inv. 59.47
Ray HARBERT	56 25.15	Keith MOODY	51 64.12
		John PEACOCK	59 84.52
		Don WARDEN	71 95.54

RESULTS FROM COLLINGWOOD VENUE

1.8.95		400 METRES - Heat 2	
<u>110 METRES</u>			
Mathew DROSDOWSKY	Inv. 18.18	John MERORY	49 69.56
Don WARDEN	71 18.80	Graham PAUL	41 70.26
<u>1600 METRES</u>		Ron YOUNG	64 74.60
Russell SEVERINO	42 5.21	Don WARDEN	71 86.08
Jim GRELIS	43 5.28	Shondra HILL	48 106.80
Paul BAN	40 5.35	<u>Heat 3</u>	
Keith MOODY	51 5.48	John PEACOCK	59 81.30
Rod BAYLEY	49 5.51	Ray HARBERT	56 81.80
John MERORY	49 6.08	Val MCLEOD	48 84.60
Ian MORGAN	49 6.21	Julie MCAPLESTONE-	
<u>200 METRES</u>		RUSSELL	43 91.19
Ian MCLEOD	50 27.33	Shirley YOUNG	65 101.60
Keith MOODY	51 27.59	<u>Heat 4</u>	
Wasył DROSDOWSKY	44 29.37	Wasył DROSDOWSKY	44 67.30
Don WARDEN	71 37.16	Ian MORGAN	49 79.80
Val MCLEOD	48 39.97	Mathew DROSDOWSKY	12 81.65
<u>2 KM</u>		<u>2 KM</u>	
Keith LODGE	64 7.28	Westly WINDSOR	51 7.12
Alan FRYDAY	48 7.50	Ian MCLEOD	50 7.29
Ron YOUNG	64 8.00	Vin MARTIN	44 7.48
John MERORY	49 8.03	Rod BAYLEY	49 7.55
Rod BAYLEY	49 8.19	Ian MORGAN	49 8.07
Ian MORGAN	49 8.20	Wasył DROSDOWSKY	44 8.57
Wasył DROSDOWSKY	44 8.37	Matthew DROSDOWSKY	12 9.20
Keith MOODY	51 9.10	Keith MOODY	51 9.22
Mathew DROSDOWSKY	Inv. 9.30	Don WARDEN	71 10.30
Russell ROLLS	50 9.38	John NOONAN	52 10.31
John NOONAN	52 10.04	Shondra HILL	48 10.53
Don WARDEN	71 10.38	<u>4KM</u>	
Dick KIRKMAN	77 10.42	Rob HENDY	50 13.21
<u>4 KMS</u>		Russell SEVERINO	42 14.47
Les CATIONS	37 25.52	Paul BAN	40 15.11
<u>6 KM</u>		Keith LODGE	64 15.34
Jim GRELIS	43 22.20	Ron YOUNG	64 16.12
Guido SMOGLIAN	40 23.13	John PEACOCK	59 16.19
Geoff PRATT	45 24.12	John MERORY	49 16.25
Graham PAUL	41 24.23	Denny MARTIN	47 16.29
Paul BAN	40 24.38	Rob WILSON	50 17.14
Michael KENNEDY	42 24.45	Ray HARBERT	56 17.43
Vin MARTIN	44 24.57	Greg LYNDON	39 18.12
Russell SEVERINO	42 26.13	Shirley YOUNG	65 20.31
Denny MARTIN	46 26.14	<u>8 KM</u>	
Ray HARBERT	56 26.21	Jim GRELIS	43 29.28
<u>8.8.95</u>		Graeme PAUL	41 33.04
<u>50 METRES</u>		Mike KENNEDY	42 33.06
Matthew DROSDOWSKY	Inv. 8.60	Norman DUFF	64 36.27
Don WARDEN	71 9.82	15.8.95	
Christine GRIFFITHS	46 9.83	<u>100 METRES</u>	
<u>1000 METRES</u>		Bruce GIBBS	46 13.63
Christine GRIFFITHS	46 5.34.72	KEITH MOODY	51 16.42
Bruce GIBBS	46 5.34.72	Mathew DROSDOWSKY	12 16.50
<u>400 METRES - Heat 1</u>		<u>600 METRES</u>	
Ian MCLEOD	50 61.30	Keith MOODY	51 1.43.70
Keith MOODY	51 62.60	George RENNIE	53 1.43.70
Russell SEVERINO	42 66.65	Wasył DROSDOWSKY	44 1.59.51
Keith LODGE	64 71.10	<u>200 METRES</u>	
Rod BAYLEY	49 74.30	Keith MOODY	51 29.55
Vin MARTIN	44 82.70	George RENNIE	53 30.57
		John PEACOCK	59 36.35

RESULTS FROM COLLINGWOOD VENUE

15.8.95 (Continued)		400 METRES	
Patrick KELLY	17 42.55		
Keith MOODY	51 43.62		

29.8.95

Rob WILSON
Ray HARBERT

24.32
50
56

300 METRES
Patrick KELLY
Keith MOODY
John PEACOCK
Don WARDEN

Inv. 59.47
51 64.12
59 84.52
71 95.54

Russell SEVERINO
Keith LODGE
Rod BAYLEY
Vin MARTIN

42 62.80
64 66.65
49 71.10
44 74.30
44 82.70

George RENNIE 53 1.43.70
Wasył DROSDOWSKY 44 1.59.51
200 METRES
Keith MOODY 51 29.55
George RENNIE 53 30.57
John PEACOCK 59 36.35

RESULTS FROM COLLINGWOOD VENUE

100 METRES

Patrick KELLY 17 42.55
Keith MOODY 51 43.62
Keith LODGE 64 49.97
John PEACOCK 59 58.25

30 MINUTE TIME TRIAL

Mike LETCH W/C 46 25 laps 10K
Ian GAINNEY " 43 22 " 390m
Jim GRELLIS 43 20 " 160m
Guido SMOGLIA 40 19 " "
Russell SEVERINO 42 19 " "
Graeme PAUL 41 18 " 300m
John POCOCK 52 18 " 150m
Vin MARTIN 44 18 " 100m
John MERORY 49 18 " 54m
Rod BAYLEY 49 18 " 40m
Ron YOUNG 64 17 " 350m
Mal BROWN 54 17 " 325m
Mike KENNEDY 42 17 " 300m
John PEACOCK 59 17 " 100m
Denny MARTIN 47 17 " "
Bill RYAN 54 16 " 150m
Leo JONES 54 16 " 20m
Keith MOODY 51 16 " "
Wasył DROSDOWSKY 44 15 " 390m
Shondra HILL 48 13 " 200m
Rob WILSON 50 13 " 140m
John NOONAN 52 13 " 140m
Mathew DROSDOWSKY 12 13 " "
Les CATIONS 37 10 " 100m

29.8.95

70 METRES

Guido SMOGLIAN 40 10.80
Mathew DROSDOWSKY Inv. 11.41
Don WARDEN 71 12.12
John PEACOCK 59 13.25

1200 METRES (TEAMS EVENT)

Patrick KELLY Inv. 3.37.90
Mathew WINDSOR Inv. 3.38.80
Russell SEVERINO 42 3.43.25
Keith MOODY 51 3.47.60
George RENNIE 53 3.50.00
Westly WINDSOR 51 3.53.85
Ian MCLEOD 50 3.57.55
Paul BAN 40 3.58.76
Guido SMOGLIAN 40 4.01.95
Graeme PAUL 41 4.06.40
Rod BAYLEY 49 4.11.00
Ron YOUNG 64 4.28.40
Heat 2
Wasył DROSDOWSKY 44 4.23.45
Ray HARBERT 56 4.34.15
Peter BLACK 49 4.42.05
John PEACOCK 59 4.44.80
Mathew DROSDOWSKY Inv. 4.59.85
Val MCLEOD 48 5.01.80
Julie MAPLESTONE -
RUSSELL 43 5.21.75
Shirley YOUNG 65 5.35.22
Don WARDEN 71 5.57.45
Shondra HILL 48 6.06.42

29.8.95

150 METRES

Ian MCLEOD 50 18.95
Bruce GIBBS 46 19.15
Keith MOODY 51 19.90
Paul BAN 40 20.36
George RENNIE 53 20.90
Guido SMOGLIAN 40 21.51
4000 METRES
Russell SEVERINO 42 14.07
John POCOCK 52 15.15
Guido SMOGLIAN 40 15.18
Geoff PRATT 45 15.35
Graeme PAUL 41 15.45
Paul BAN 40 15.52
Denny MARTIN 47 16.34
Keith MOODY 51 16.47
Rod BAYLEY 49 16.50
Ray HARBERT 56 16.52
Bill RYAN 54 17.21
John PEACOCK 59 17.39
Peter DOUGHERTY Inv. 18.04
Greg LYNDON 38 18.22
Wasył DROSDOWSKY 44 18.27
Peter SLATTER 51 19.13
Peter BLACK 49 20.00
Russell ROLLES 50 20.26
Kate ROBOTHAM 52 21.20
Glenyse BRAIN 49 22.24
Les CATIONS 37 26.49
8000 METRES
Jim GRELLIS 43 28.58
Mike KENNEDY 42 33.47
2000 METRES
Westly WINDSOR 51 7.01

Victorian Veterans Athletic Club Inc
Aberfeldie Venue

WESTERN REGION GAMES

INVITATION

Wednesday 11 October 95

Join us, on the lay day in the middle of the Vichealth 5th Australian Masters Games for the 7th Annual ATHLETICS event of the Western Region Games under lights at the synthetic surfaced Athletic Track, Corio Street, Moonee Ponds.

Start 7:00 pm - 100m, 200m, 3000 walk, 1500m, 400m and 5000 metres. Incl., wheelchair in all events

Certificates to ALL. Medals to first placegetters in each 5 year Veteran age division. BBQ Supper available after 5000 metres at presentations
Donation \$4.00 first event, each extra event \$1.00

Enquiries and early entries

(03) 9398 1834 Lorraine Woodman
(03) 9379 4656 Rhonda Hircoc

Proudly assisted by
North Western Physiotherapy Group
Physiotherapy ~ A part of the Team

OPEN 7 DAYS A WEEK

DINING & ENTERTAINMENT

LUNCH & DINNER - Every Day

Wide Variety of Live Entertainment
on Friday & Saturday Evenings.

"BOOKINGS RECOMMENDED"



RYE RSL

100 TATTS POKIES



CLUB KENO



CLUB TAB



NELSON STREET, RYE 059 852595
MEMBERS, GUESTS & GAMING ROOM VISITORS - MOST WELCOME.

RESULTS FROM SPRINGVALE VENUE

16/8/95

200 METRES RUN

1. Paul OLSSON 38 27.70

600 METRES RUN

1. John FREAME 44 1.41.77

2. Dave TALBOT 40 1.43.23

1000 METRES RUN

1. Rob MEISELBACH 35 2.48.23

2. G RAINES INV 2.52.31

3. Eric GREAVES 47 3.05.87

4. Roland BROWN 54 3.34.93

5. Juan PEREZ 56 3.40.48

2 KM WALK

1. Tony JOHNSON 55 10.10

2. Daniel MERCER INV 10.21

3. Kathy CASSIDY 46 10.35

4. Fred BROOKS 61 11.35

4 KM WALK

1. Celia KELLY 47 23.18

3 KM RUN

1. Eric GREAVES 47 10.11

2. Alan BENNIE 48 10.15

3. Bill IRVINE 47 10.29

4. John ABEL 45 11.31

5. Leigh CASSIDY 47 11.46

6. Tony DORAN 43 12.04

7. Theresia BAIRD 53 12.25

8. Michael DAVIN 47 12.37

9. Roland BROWN 54 12.38

10. Phil GLASCOTT 45 12.51

11. Lou BUCCIERI 40 12.56

12. Dave TALBOT 40 12.57

13. Bernard POWNALL 49 13.00

14. Lindsay OXENHAM 46 13.07

15. John MANNING 49 13.28

16. Helen MYALL 52 14.25

17. Lindsay MYALL 57 14.26

18. Nicole CROUCH INV 14.44

19. Lee OSBORNE 52 14.59

20. Alan DOUGLAS 49 15.01

21. Doug HUMPHREY 47 15.09

5 KM RUN

1. Bruce FERRIER 42 18.46

2. Neil PILLING 36 18.54

3. Geoff THOMSON 33 19.53

4. G RAINES INV 20.24

5. Juan PEREZ 56 20.36

6. Ian ORR 44 20.52

7. Jim SMITH 54 21.59

8. Graeme STEVENS 53 22.07

9. Kevin ONLEY 61 22.46

10. Jack GUBBINS 66 23.56

23/8/95

120 METRES RUN

1. John FREAME 44 14.52

2. Paul OLSSON 38 15.09

23/8/95 cont

300 METRES RUN

1. John FREAME 44 41.26

2. Ron MUIR 44 41.66

3. Bruce FERRIER 42 44.22

4. Brian McCANN 49 44.23

5. Brian HOLCOMBE 50 44.82

6. Eddy STACK 61 49.85

1500 METRES RUN

1. Eric GREAVES 47 4.48.74

2. Leigh CASSIDY 47 5.15.00

3. John ABEL 45 5.17.00

4. Roland BROWN 54 5.31.27

5. Neil GRAY 47 5.35.26

6. Chris McARDLE 42 5.50.60

7. Juan PEREZ 56 5.50.90

8. Paul OLSSON 38 5.57.06

1600 METRES WALK

1. Daniel MERCER INV 7.41

2. George PATON 53 8.09

3. Tony DORAN 43 8.14

4. Kathy CASSIDY 46 8.20

5. Bill HUGHES 62 9.08

6. Eddy STACK 66 10.01

2 MILE EST. TIME RUN

Est Act

1. Eric GREAVES 47 10.35 10.58

2. Rob CLUTTERBUCK 42 10.55 11.07

3. Neil PILLING 36 11.40 11.45**

4. Bruce FERRIER 42 11.40 12.54

5. Geoff THOMSON 33 13.20 12.05

6. John ABEL 45 12.02 12.08

7. Brian HOLCOMBE 50 12.35 12.11

8. Bill CARR 46 12.40 12.12

9. Michael DAVIN 45 12.45 12.31

10. Ian ORR 44 12.50 12.32

11. Paul MULLINS 55 12.40 12.33

12. Stan JORDAN 48 12.49 12.35

13. Lindsay OXENHAM 46 12.05 12.56

14. Ron MUIR 44 12.20 12.57

15. John ANDERSON 56 12.30 13.01

16. Simon STARGOT 48 13.40 13.03

17. Brian McCANN 49 12.50 13.10

18. Juan PEREZ 56 13.15 13.10**

19. Roland BROWN 54 14.04 13.20

20. Tony DORAN 43 12.27 13.33

21. Reg WILLIAMS 44 14.05 13.42

22. Jim SMITH 54 13.10 13.42

23. Tom DAVISON 62 13.35 13.45

24. Karl FAUVRELLE 54 14.30 14.07

25. George PARADOWSKI 46 14.30 14.07

26. Helen MYALL 52 14.20 14.41

27. Don CORRIE 45 15.30 14.42

28. Jack GUBBINS 66 15.05 14.48

29. Lindsay MYALL 58 14.22 15.03

30. Kevin ONLEY 61 14.42 15.19

2/8/95

200 METRES RUN

1. Chris McARDLE 42 29.47

1500 METRES HANDICAP

1. Juan PEREZ 56 5.30 5.30

2. Rob CLUTTERBUCK 42 5.33 4.43

3. Brian HOLCOMBE 50 5.33 5.13

4. Bill CARR 48 5.36 5.11

5. Stan JORDAN 48 5.41 5.11

6. Paul MULLINS 54 5.47 5.17

7. Roland BROWN 54 5.53 5.38

8. Ron MUIR 43 5.55 5.15

9. Bruce FERRIER 42 5.56 5.11

10. Dave TALBOT 40 5.58 5.13

1500 METRES WALK

1. Daniel MERCER INV 7.18

3KM RUN

1. Alan BENNIE 48 10.14

2. Neil PILLING 36 10.55

3. Michael DAVIN 45 12.30

4. Roland BROWN 54 12.32

5. Juan PEREZ 56 12.35

6. Lindsay OXENHAM 46 12.47

7. Lou BUCCIERI 40 12.52

8. Dave TALBOT 40 13.11

9. Bill CARR 46 13.36

10. Chris McARDLE 42 14.08

11. Brian HOLCOMBE 50 14.08

12. Janine KING INV 15.23

13. Nicole CROUCH INV 15.23

14. Sammy M 59 15.41

5KM RUN

1. Mark KING INV 17.13

2. Rob CLUTTERBUCK 42 18.46

3. Bruce FERRIER 42 19.13

4. Peter FIELD 37 20.01

5. Ross MARTIN 43 20.01

6. Tony DORAN 43 20.30

7. Ian ORR 44 20.57

8. John ANDERSON 56 21.26

9. Jim SMITH 54 21.40

10. Graeme STEVENS 53 21.51

11. Don CORRIE 45 23.45

12. Jack GUBBINS 66 23.49

9/8/95

100 METRES RUN

1. Bill HAINS 32 12.44

2. Ron MUIR 42 13.01

3. Paul OLSSON 38 13.08

400 METRES RUN

1. John FREAME 44 58.02

2. Dave TALBOT 40 63.01

3. Brian McCANN 49 63.91

4. Ron MUIR 44 68.43

5. Paul OLSSON 38 71.71

9/8/95 cont

2KM WALK

1. Tony JOHNSON 54 9.41

2. Lee OSBORNE 52 10.48

3. George PATON 53 10.58

4. Natalie KING 53 13.21

4KM WALK

1. Celia KELLY 47 22.11

2. Fred BROOKS 61 23.30

2KM RUN

1. Bill HAINS 32 7.19

2. Ron MUIR 42 7.39

3. Rick SMART 52 8.15

4. Dave TALBOT 40 8.18

5. Helen MYALL 52 9.10

6. Doug HUMPHREY 47 9.38

7. Rosemary WILSON 40 9.40

4KM RUN

1. Eric GREAVES 47 13.45

2. Rob CLUTTERBUCK 42 13.51

3. Bill IRVINE 47 13.58

4. Peter FIELD 37 14.29

5. Tony DORAN 43 14.35

6. Bruce FERRIER 42 14.41

7. Geoff THOMSON 33 15.18

8. John ABEL 45 15.34

9. Leigh CASSIDY 47 15.45

10. Ian ORR 44 15.46

11. Alan DOUGLAS 49 16.15

12. Ian TREGEAR 45 16.16

13. Bill CARR 46 16.23

14. Brian HOLCOMBE 49 16.23

15. Brian McCANN 49 16.23

16. Kevin ONLEY 61 17.55

17. Paul MULLINS 54 17.58

18. John MANNING 49 18.05

19. Sammy M 59 18.13

20. Bernard POWNALL 49 18.15

21. Chris McARDLE 42 18.56

22. Don CORRIE 45 19.00

23. Lindsay MYALL 57 19.18

24. Ernie JEFFS 50 20.52

6KM RUN

1. Alan BENNIE 48 21.31

2. Ray O'CONNOR 57 21.32

3. Denis PHILLIPS 53 23.09

4. Voyo NIKOLIC 50 24.08

5. Juan PEREZ 56 24.50

6. Theresia BAIRD 53 25.07

7. Ron LITTLE 52 25.15

8. John ANDERSON 56 25.15

9. Peter ELLIS 44 25.52

10. Jim SMITH 54 26.24

11. Graeme STEVENS 53 26.50

12. Lou BUCCIERI 40 27.04

13. Roland BROWN 54 27.08

23/8/95 cont

31. Alan DOUGLAS 49 14.50 15.19

32. ... ANDREW 45 15.19 15.30

30/8/95 REM RUN cont

17. Ian TREGEAR 45 16.02

18. Brian McCANN 49 16.16

23/8/95			
120 METRES RUN			
1. John FREAME	44	14.52	
2. Paul OLSSON	38	15.09	

27. Don CORRIE	45	14.20	14.41
28. Jack GUBBINS	66	15.05	14.48
29. Lindsay MYALL	58	14.22	15.03
30. Kevin ONLEY	61	14.42	15.19

23/8/95 cont			
31. Alan DOUGLAS	49	14.50	15.19
32. Graeme ANDREW	45	15.19	15.30
33. Jenny FIELD	36	15.30	15.42
34. Nicole CROUCH	INV	15.48	
35. Judy DAVISON	58	16.05	16.22
36. Doug HUMPHREY	47	16.20	16.55
12A Ian TREGEAR	45	12.45	12.38

** Winners
30/8/95

100 METRE HANDICAP RUN			
1. Brian McCANN	49	18M	11.12
2. Lindsay MYALL	57	25.5M	11.23
3. Alan BENNIE	48	16M	11.41
4. John FREAME	44	5M	11.47
5. Paul OLSSON	38	4.5M	11.89
6. Valery PHILIPPE	INV	17.5M	13.08

800 METRE RUN			
1. Dave TALBOT	40	2.25.62	
2. Bruce FERRIER	42	2.26.03	
3. Rob CLUTTERBUCK	42	2.26.55	
4. Les MAPSTONE	49	2.30.69	
5. Brian HOLCOMBE	50	2.32.72	
6. Michael DAVIN	45	2.33.77	
7. Chris McARDLE	42	2.34.87	
8. John ABEL	45	2.38.88	
9. Brian McCANN	49	2.42.73	
10. Juan PEREZ	56	2.59.54	

3 KM HANDICAP WALK			
		Clock	Act
1. Celia KELLY	47	16.21	16.11
2. Lee OSBORNE	53	16.29	16.19
3. Daniel MERCER	INV	16.32	14.52
4. Kathy CASSIDY	46	16.45	14.50
5. Tony DORAN	43	17.17	16.27
6. Penny HALL	54	17.19	17.19
7. Tony JOHNSON	55	17.21	15.11

2KM RUN			
1. Kevin ONLEY	61	8.45	
2. Eddy STACK	61	8.48	

4 KM RUN			
1. Bob HENDY	50	13.03	
2. Alan BENNIE	48	13.42	
3. Ray O'CONNOR	57	14.06	
4. Rob CLUTTERBUCK	42	14.20	
5. Les MAPSTONE	49	14.40	
6. Bruce FERRIER	42	14.40	
7. Norm FRANZI	51	14.50	
8. Neil PILLING	36	14.54	
9. Geoff THOMSON	33	15.08	
10. Brian HOLCOMBE	50	15.21	
11. John ABEL	45	15.22	
12. Bill CARR	46	15.23	
13. Leigh CASSIDY	47	15.26	
14. Neil GRAY	47	15.46	
15. Stan JORDAN	48	15.59	
16. Lindsay OXENHAM	46	15.59	

30/8/95 4KM RUN cont			
17. Ian TREGEAR	45	16.02	
18. Brian McCANN	49	16.16	
19. Ron LITTLE	52	16.21	
20. Juan PEREZ	56	16.23	
21. Simon STARGOT	48	16.26	
22. Tom DAVISON	62	16.51	
23. Michael DAVIN	45	17.19	
24. Lou BUCCIERI	40	17.36	
25. John MANNING	49	17.50	
26. John CHISHOLM	57	17.50	
27. Helen MYALL	52	18.44	
28. Jenny FIELD	36	19.12	
29. Lindsay MYALL	58	19.27	
30. Judy DAVISON	58	20.39	
31. Ernie JEFFS	50	20.50	
32. Jim SINCLAIR	71	21.17	
33. Doug HUMPHREY	47	21.28	
34. Alf SMITH	64	21.43	
35. Ben MORREY	66	22.42	

6 KM RUN			
1. Bill IRVINE	47	21.35	
2. Denis PHILLIPS	53	23.25	
3. Paul MULLINS	55	24.32	
4. John ANDERSON	56	24.54	
5. Voyo NIKOLIC	50	24.59	
6. Alan KILLEEN	36	27.58	
7. Don CORRIE	45	28.45	

Victorian Veterans Athletic Club Inc
Aberfeldie Venue

WESTERN REGION GAMES

INVITATION

Wednesday 11 October 95

Join us, on the lay day in the middle of the Vichealth 5th Australian Masters Games for the 7th Annual ATHLETICS event of the Western Region Games under lights at the synthetic surfaced Athletic Track, Corio Street, Moonee Ponds.

Start 7:00 pm - 100m, 200m, 3000 walk, 1500m, 400m and 5000 metres. Incl., wheelchair in all events

Certificates to ALL. Medals to first placegetters in each 5 year Veteran age division. BBQ Supper available after 5000 metres at presentations
Donation \$4.00 first event, each extra event \$1.00

Enquiries and early entries
(03) 9398 1884 Lorraine Woodman
(03) 9379 4656 Rhonda Hircoe

Proudly assisted by
North Western Physiotherapy Group
Physiotherapy ~ A part of the Team

3. Dave TALBOT	40	63.01	
3. Brian McCANN	49	63.91	
4. Ron MUIR	44	68.43	
5. Paul OLSSON	38	71.71	
9. Peter ELLIS	44	25.52	
10. Jim SMITH	54	26.24	
11. Graeme STEVENS	53	26.50	
12. Lou BUCCIERI	40	27.04	
13. Roland BROWN	54	27.08	

RESULTS FROM FRANKENTON VENUE

3-8-95			
300 METRES RUN - HEAT 2			
Eddie STACK	61	52.25	
Gordon LOUGHNAN	42	71.97	
Norm JOHNSTON	58	72.69	
Geoff OSBORNE	55	65.12	
1600 METRES WALK			
Gwen STEED	52	9.55	
Jack KILFOYLE	70	9.47	
Geoff OSBORNE	55	12.07	
Kees ZWYENBURG	66	10.17	
Lyn PIMM	34	11.21	
Ron KANE	58	14.40	
Ern WALKER	81	11.07	
Lindsay BEATON	45	9.52	
Ray O'CONNOR	58	11.06	
Norm JOHNSTON	58	10.17	
1600 METRES RUN			
Martin LEGGETT	38	4.43	
Allan ALDERSON	44	5.30	
Peter DUGGAN	54	5.37	
Ian MUIR	51	5.40	
Gary ANDERSON	44	5.49	
John WALLACE	50	6.04	
Gary PEARCE	43	6.10	
Michael LANDMAN	39	6.25	
Jarrold POPE	INV	6.35	
Gordon LOUGHNAN	42	6.51	
Merrilyn TAIT	46	7.25	
Lindsay BEATON	45	7.25	
Jean LEGGETT	59	8.34	
2000 METRES RUN			
Allan ALDERSON	44	7.14	
Ian MUIR	51	7.27	
Denise LEGGETT	35	12.00	
Christina KONTOS	39	10.13	
Nada TRAVICA	38	9.32	
Sue KEMP	40	10.22	
Ray O'CONNOR	58	6.54	
Lindsay BEATON	45	8.28	
1000 METRES RUN			
Allan ALDERSON	44	3.24	
Ian MUIR	51	3.25	
Gwen STEED	52	5.44	
Gordon LOUGHNAN	42	3.55	
Jean LEGGETT	59	5.21	
Michael LANDMAN	39	3.26	
Bruce MOULTON	63	4.38	
Sue KEMP	40	5.06	
Nada TRAVICA	38	4.58	
Christina KONTOS	39	5.05	
Lindsay BEATON	45	4.14	
Norm JOHNSTON	58	2.17	
Kees ZWYENBURG	66	2.17	
100 METRES RUN - HEAT 1			
Ross KENT	52	12.43	
Graeme RICHARDS	50	12.57	
Tom GERRARD	46	12.74	
Kevin IRONS	50	15.10	
HEAT 2			
Allan ALDERSON	44	14.55	
Lindsay BEATON	45	16.20	
Chris PLATT	INV	16.87	
Gordon LOUGHNAN	42	17.73	
HEAT 3			
Norm JOHNSTON	58	17.59	
Merrilyn TAIT	46	17.98	
Geoff OSBORNE	55	16.96	
Jim STRICKLAND	63	21.44	
400 METRES RUN - HEAT 1			
Tom GERRARD	46	61.64	
Peter ELLIS	44	69.45	
Kevin IRONS	50	77.00	
Allan ALDERSON	44	76.00	
Graeme RICHARDS	50	70.57	
HEAT 2			
Chris PLATT	INV	1.36.84	
Eddie STACK	61	74.00	
Geoff OSBORNE	55	1.32.63	
Norm JOHNSTON	58	1.35.98	
Merrilyn TAIT	46	1.35.98	
Trevor ROLLINSON	48	74.00	
2000 METRES WALK			
Bevan DAVIS	66	15.12	
Jim STRICKLAND	64	14.55	
Ron KANE	58	18.21	
Lyn PIMM	34	13.57	
Ern WALKER	81	14.07	
Jack KILFOYLE	71	12.19	
Geoff OSBORNE	55	15.50	
Gwen STEED	52	12.28	
Wendy SEERS	53	14.07	
Norm JOHNSTON	58	12.28	
Barb STRICKLAND	61	15.50	
Ray O'CONNOR	58	15.00	
5000 METRES RUN			
Peter ELLIS	44	23.12	
Allan ALDERSON	44	19.28	
Pam HORNIBROOK	40	25.03	
Gordon LOUGHNAN	43	23.09	
Sue KEMP	40	27.30	
Nada TRAVICA	38	27.30	
Martin LEGGETT	38	17.24	
John WALLACE	50	20.18	
2000 METRES RUN			
Christina KONTOS	39	10.47	
Lindsay BEATON	45	8.12	
Ken WHYTE	49	7.19	
Peter DUGGAN	54	7.18	
Kylie NICHOLAS	INV	14.10	

RESULTS FROM KNOX VENUE - AUGUST 1995

4 KLM H/CAP - 2/8/95

	AGE	H/C	ACT TIME
George SIMMONS	60	-	21.10
Julie BUTTERFIELD	35	-	22.17
Peter LEGET	61	-	29.02

8 KLM H/CAP - 2/8/95

	AGE	H/C	ACT TIME
Paul TWINING	45	44.14	29.44
Bill LONG	38	42.41	30.56
Glen CLAUDEN	41	44.10	31.40
George DYER	60	42.42	32.47
Daryl PETERSON	44	43.34	32.54
Ian UREN	44	43.50	32.55
Mark LEONARD	35	46.45	35.00
Des CLANCY	46	48.00	35.00
Greg SAVAGE	39	47.45	35.45
Anne McPHERSON	38	44.01	35.46
John VARNEY	37	43.26	36.01
Trevor WEST	40	43.32	36.57
Norm FAIRBURN	34	50.46	37.16
Chas McRAE	62	46.52	37.17
Keith STYLES	52	45.30	39.15
Jenny MERRICK	45	44.16	39.26
Graham WHITE	49	45.46	39.31
Denise NICOL	40	43.56	39.41
Vern GERLACH	70	43.24	40.19
Carol BUCKINGHAM	44	47.05	44.35

* TROPHY WINNER

900 METRES - 2/8/95

	AGE	NOT TIME	ACT TIME
Dave NOBBS	55	2.46	2.53
Paul TWINING	45	2.47	2.48
Glen CLAUDEN	41	2.58	2.52
Chas McRAE	62	3.19	3.20
Leah TWINING	Inv.	3.48	3.40

* TROPHY WINNER

350 METRES - 2/8/95

	AGE	TIME
Leah TWINING	Inv.	1.05
Chas McRAE	62	1.07
Graham WHITE	49	1.13

1500 METRES - 9/8/95

	AGE	TIME
Paul TWINING	45	4.46
Shaun EXTON	35	4.54 PB
Sam DEFANIS	47	5.12
Alan SPRUNT	51	5.23
Ian UREN	44	5.23
Daryl PETERSEN	44	5.26 PB
Gary CANTWELL	35	5.48
Chris CALLAMATTA	42	6.01
Ivan ANDRIC	38	6.03
David WEAR	49	6.05

100 METRES - 9/8/95

Heat 1		
John GLEESON	41	12.4
Noel FAIRBURN	34	13.0
Mick CARR	42	13.3
Chris CALLAMATTA	42	13.6

Heat 2		
John GLEESON	41	12.81
John GREEN	50	14.35
Daryl PETERSEN	PB 44	15.22
Mark GLEESON	Inv.	16.47
Ken WALTERS	62	17.25
Shane CLANCY	Inv.	18.10

7-TEAM MARATHON RUN - 9/8/95

TEAM 1	AGE	DIST	TIME
Bill LONG	38	9K	34.29
Shaun EXTON	35	8K	31.32
Chris CALLAMATTA	42	7K	27.47
Ken WALTERS	62	6K	27.05
Julie BUTTERFIELD	35	5K	25.44
Richard TODD	43	4K	16.28
John GREEN	50	3.195	13.02
TOTAL TIME			2.53.07

TEAM 2	AGE	DIST	TIME
Sam DEFANIS	47	9K	35.22
Paul TWINING	45	8K	31.25
Ian UREN	44	7K	28.01
Ivan ANDRIC	40	6K	27.05
David WEAR	49	5K	21.29
Norm CAMERON	50	4K	17.16
Denise NICOL	40	3.195	15.08
TOTAL TIME			2.55.46

TEAM 3	AGE	DIST	TIME
John HORSELING	39	9K	36.27
Trevor WEST	40	8K	36.53
Rob DREW	41	7K	26.24
Anne MacPHERSON	38	6K	25.47
Robyn TODD	45	5K	21.09
Gary MCKENZIE	40	4K	16.10
Greg SAVAGE	39	3.195	12.58
TOTAL TIME			2.55.48

TEAM 4	AGE	DIST	TIME
Mick CARR	42	9K	36.14
Chas McRAE	62	8K	35.50
Daryl PETERSEN	44	7K	29.04
Gary CANTWELL	35	6K	25.47
Alan SPRUNT	51	5K	18.39
Leah TWINING	Inv.	4K	19.07
Vern GERLACH	70	3.195	15.57
TOTAL TIME			3.00.18

7-TEAM MARATHON RUN - 9/8/95

TEAM 5	AGE	DIST	TIME
George DYER	60	9K	36.46
Mark LEONARD	35	8K	35.21
Noel FAIRBURN	34	7K	31.15
Graham WHITE	49	6K	28.27
Jenny MERRICK	45	5K	24.01
Shannon TODD	Inv.	4K	18.07
Carol BUCKINGHAM	44	3.195	16.25
George SIMMONS	60	3.195	15.26
TOTAL TIME			3.25.48

20 - 40MIN. TIME TRIAL - 16/8/95

	AGE	LAPS	TIME
Gerry CLARKE	40	10L	18.32
Richard HUGGINS	49	11L 2m	20.min
Chas McRAE	62	10L 380m	20.min
Bill LONG	38	12L 300m	20.min
Noel CAMERON	50	11L 25m	20.min
David WEAR	49	12L 20m	20.min
John HORSELING	38	12L 100m	20.min
Des CLANCY	46	12L 300m	20.min
Bob PETRIE	53	10L 300m	20.min
Alan SPRUNT	51	12L 300m	20.min
Trevor WEST	40	10L 275m	20.min
Daryl PETERSEN	44	11L 250m	20.min
David YEAMAN	59	8L 260m	20.min
Bary RYDER	51	11L 300m	20.min
John CASTLE	49	12L 350m	20.min
George SIMMONS	60	9L 50m	20.min
Kevin McLAUGHLIN	51	9L 40m	20.min
Lavinia PETRIE	51	10L 200m	20.min
Walma WHITELAW	51	8L	20.min
Pauline BROWN	50	9L 250m	20.min
Mick CARR	42	19L	30.28
Shaun EXTON - PB	35	25L	39.37
Glen CLAUDEN	41	25L 1m	40.min
Rob DREW	41	23L	40.min
Gray RYAN	44	26L 110m	40.min
Paul TWINING	45	27L 30m	40.min
Mark LEONARD	35	21L 260m	40.min
David ROLFE	49	24L 50m	40.min
Ian UREN	44	24L 30m	40.min
Ken WALTERS	62	18L 220m	40.min
Graham WHITE	49	18L 220m	40.min
Ron MILSOME	48	22L 150m	40.min
Vern GERLACH	70	19L	40.min
Denise NICOL	40	19L 100m	40.min
John MONK	48	27L 90m	40.min
Paul TWINING	45	27L 30m	40.min

800 METRES - 16/8/95

	AGE	TIME
Gray RYAN	44	2.07
David NOBBS	55	2.20
Noel FAIRBURN	34	2.28
Alan SPRUNT	51	2.36
Daryl PETERSEN	44	2.45
Ivan ANDRIC	38	2.46 PB
Ian UREN	44	2.49
Glen CALIDEN	41	2.54
Peter ASHMORE	Inv.	2.59
Alan ASHMORE	48	2.59
Gerry CLARKE	40	3.06
Tim ASHMORE	Inv.	3.13
Ben PETERSEN	Inv.	4.09

200 METRES - 16/8/95

	AGE	TIME
Ivan ANDRIC	38	28.99
Alan ASHMORE	48	30.09
John GREEN	50	29.90
Daryl PETERSEN	44	32.84 PB

1000 METRES - 23/8/95

	AGE	TIME
Alan SPRUNT	51	3.19
Glen CLAUDEN	41	3.21
Sam DEFANIS	47	3.24
Ian UREN	44	3.25
Daryl PETERSEN	44	3.31
Adam WEAR	Inv.	3.32
David WEAR	49	3.34
Mick CARR	42	3.35
Lavinia PETRIE	51	3.48
Gerry CLARKE	40	3.55
Ryan NICHOL	Inv.	4.20
Ben PETERSEN	Inv.	4.59

400 METRES - 23/8/95

HEAT 1		
Leah TWINING	Inv.	1.12
Adam CARR	Inv.	1.13
Brian NICOL	Inv.	1.21
Ben PETERSEN	Inv.	1.38

HEAT 2		
Noel FAIRBURN	34	1.00
David NOBBS	55	1.00
Mick CARR	42	1.03
Darryl PETERSEN	44	1.17

3 KLM - 23/8/95

	AGE	TIME
Bill LONG	38	10.55
Daryl PETERSEN	44	12.04
Bob PETRIE	53	13.12
Noel FAIRBURN	34	13.26
Gerry CLARKE	40	13.26
John GREEN	51	13.28
Chas McRAE	62	13.35
Margaret DUGIUD	58	15.25

Daryl PETERSEN	44	5.26 PB
Gary CANTWELL	35	5.48
Chris CALLAMATTA	42	6.01
Ivan ANDRIC	38	6.03
David WEAR	49	6.05

Vern GERLACH 70 3.195 15.57
TOTAL TIME 3.00.18

Bob PETRIE	53	13.12
Noel FAIRBURN	34	13.26
Gerry CLARKE	40	13.26
John GREEN	51	13.28
Chas McRAE	62	13.35
Margaret DUGIUD	58	15.25

5 KLM - 23/8/95

AGE	TIME
Rob DREW	41 18.16
Glen CLAUDEN	41 19.20
Mick CARR	42 19.25
Ian UREN	44 19.34
Alan SPRUNT	51 19.36
John HORSELING	38 19.58
Ron MILSOME	48 20.18
David WEAR	49 20.26
Richard TODD	43 20.35
Russell WEST	36 20.42
Richard HUGGINS	49 21.02
Graham WHITE	49 23.10
John VARNEY	37 23.57
Denise NICOL	33 24.32
George SIMMONS	60 25.47
Julie BUTTERFIELD	35 25.47
Kevin McLAUGHLAN	51 26.25
Pauline BROWN	50 26.59
Carol BUCKINGHAM	44 27.15

TEAM 1

AGE	DIST	TIME
Norm CAMERON	51 2K	8.23
Richard TODD	48 4K	16.29
George DYER	60 6K	24.34
John CASTLE	49 8K	29.49
TOTAL TIME		79.15

TEAM 2

AGE	DIST	TIME
Richard SHORT	38 2K	8.11
Trevor WEST	40 4K	18.03
Mark LEONARD	35 6K	24.54
Paul TWINING	45 8K	28.35
TOTAL TIME		79.43

TEAM 3

AGE	DIST	TIME
Denise NICOL	40 2K	9.05
Chas McRAE	62 4K	17.37
Ron MILSOME	48 6K	24.00
Bill LONG	38 8k	30.53
TOTAL TIME		81.35

TEAM 4

AGE	DIST	TIME
Vern GERLACH	70 2K	9.42
Rob DREW	41 4K	19.07
Russell WEST	36 6K	23.30
Mick CARR	42 8K	31.41
TOTAL TIME		84.00

TEAM 5

AGE	DIST	TIME
Kevin McLAUGHLAN	51 2K	9.26
Shaun EXTON	35 4K	14.46 PB
Anne McPHERSON	39 6K	26.01
David WEAR	49 8K	34.22
TOTAL TIME		88.35

TEAM 6

AGE	DIST	TIME
Peter WHEATLEY	36 2K	8.31
Chris CALLAMATTA	42 4K	15.46
Julie BUTTERFIELD	35 6K	32.42
Ian UREN	44 8K	31.48
TOTAL TIME		88.47

TEAM 7

AGE	DIST	TIME
Leah TWINING	Inv 2K	9.34
George SIMMONS	60 4K	19.51
Garry McKENZIE	40 6K	26.00
Peter LEGET	61 8K	34.31
TIME TOTAL		90.09

7 KLM - 23/8/95

AGE	TIME
Paul TWINING	45 25.00 PB
Sam DEFANIS	47 26.49
Gary McKENZIE	40 29.48
Anne McPHERSON	39 30.34 PB
Norm CAMERON	59 31.41
Trevor WEST	40 33.05
Vern GERLACH	70 35.26

1200 METRES - 30/8/95

AGE	TIME
Shaun EXTON	35 3.56 PB
John CASTLE	49 3.59
Bill LONG	38 4.05
Mick CARR	42 4.08
Russell WEST	36 4.13
David WEAR	49 4.16
Ian UREN	44 4.18
Chas McRAE	62 4.34
Tim ASHMORE	Inv 4.44
Alan ASHMORE	48 4.44

300 METRES - 30/8/95

Ross KENT	53 41.26
Chris CALLAMATTA	42 42.21
Mick CARR	42 44.45 PB
Russell WEST	36 46.09
Leah TWINING	Inv 52.09

2nd August

The quiet achiever Les Clarke's 65th Birthday. Thanks to Denise for supplying the cake, and many more happy days at Knox Les. Welcome back to Peter Leget from Buffalo, thanks for sharing your experiences with us and congratulations on winning 2 medals in Michigan.

Trophy Winners

Paul Twining - Bill Long. New Member - Earl Cook

KNOX ANNUAL H/CAP 1/2 MARATHON WILL BE HELD ON 6TH DECEMBER 1991 AND WILL INCLUDE A TEAM SECTION, ANY NUMBER IN A TEAM, FIRST PLACINGS COUNT, ENTER A TEAM FROM YOUR VENUE.

SUNDAY 6th.

SLEET AND AN ICY WIND CONSTANTLY INTERRUPTED THE MORNINGS PROGRAMME, BUT THE BAND PLAYED ON. YOUNG TERRY APPLEBY & ANNETTE JACKSON HELD OFF EVERYONE TO WIN THE DAYS' FEATURE EVENT, A VERY TOUGH 400 MTR. HANDICAP. BARRY FRY, ENJOYING THE WEATHER SO MUCH, RAN THE 400 WITH HIS PARKA ON AND ONLY THOSE THAT MISSED THE MAJORITY OF THE BACK STRAIGHT ACHIEVED BETTER THAN THE HANDICAP TIME OF 1 MINUTE.

THE 6KM. (4 perimeter laps) CROSS COUNTRY CAME TO A HALT AFTER 1KM. AS EVERYONE SOUGHT SHELTER FROM ANOTHER ARCTIC BLAST. HOT SHOWERS AND COFFEE HAVE NEVER BEEN SO GOOD.

100 MTRS. Heat one

Alan RADFORD	44	14:43
Russ CHRISTIE	37	14:94
Barry FRY	52	15:24
Ken TAYLOR	50	15:24
Heat two		
Doug HARRISON	11	16:30
Jeff JESSUP	43	17:22
Meredith RADFORD	34	17:49
Terry APPLEBY	6	22:83

THE 4 X 100 MTR. RELAY

THE POLAR BEARS, TIME 66:08
Meredith RADFORD 34
Alan RADFORD 44
Jeff JESSUP 43
Doug HARRISON 11
DEFEATED
THE ICE-BERGS, TIME 69:59
Barry FRY 52
Russ CHRISTIE 37
Ken TAYLOR 50
Terry APPLEBY 6

THE 400 MTR. HANDICAP

AGE	HCP	TIME
Terry APPLEBY	6	180 55:77 *
Annette JACKSON	30	160 57:69 *
Patricia HARRISON	45	140 59:77
Ken TAYLOR	50	55 64:75
Jeff JESSUP	43	55 65:68
Russ CHRISTIE	37	30 66:78
Barry FRY	52	SCR 67:97
Alan RADFORD	44	SCR 68:52
Meredith RADFORD	34	100 74:98

THE 6 KM. CROSS COUNTRY.

Russ CHRISTIE	37	30:52
Alan RADFORD	44	30:52
Ken TAYLOR	50	31:27
David APPLEBY	35	31:27
Jackie TAYLOR	48	31:33
Barry FRY	52	30:05 4.8K
Jeff JESSUP	44	30:05 4.8K
Annette JACKSON	30	21:49 3.2K
Meredith RADFORD	34	13:44 2 KM
Patricia HARRISON	45	8:28 1.4K

TROPHIES FOR TERRY & ANNETTE FOR THEIR 400 HANDICAP WINS.

SUNDAY 13th

WE'RE ALL PUMPED FROM WATCHING THE WORLD CHAMPIONS ALL WEEK, THE MORNING IS ABSOLUTLEY SUPERB AND WITH THE SMELL OF CUT GRASS SPURRING US ON, WORLD RECORDS ARE AT RISK! AND WE WEREN'T LET DOWN. WELL NOT TOTALLY. PATRICIA HARRISON SMASHED HER 5K ROAD PB BY 35 SECONDS & DAVE APPLEBY CLIPPED 7 SECONDS OFF HIS 800 WALK TIME (with his dodgy style). JACKIE TAYLOR ALSO ENJOYED A WALK PB BY 4 SECONDS, AND THE WARM MORNING SUN BRINGS OUT A FIT RAY OUGHTON WHO RUNS A FAST 5 K.

70 MTRS.

Alan RADFORD	44	10:51
Russ CHRISTIE	37	10:79
Barry FRY	52	11:04
Ken TAYLOR	50	11:30
Jackie TAYLOR	48	11:83
Doug HARRISON	11	11:98 PB.
Jeff JESSUP	43	12:64
Terry APPLEBY	6	17:01

200 MTRS. Heat one.

Ken TAYLOR	50	31:55
Rob HARRISON	45	33:56
Jackie TAYLOR	48	34:46
Doug HARRISON	11	35:84
Terry APPLEBY	6	53:56
Heat two.		
Terry COX Jnr.	29	28:51
Barry FRY	52	30:09
Alan RADFORD	44	30:35
Russ CHRISTIE	37	31:39
Jeff JESSUP	43	35:91

1500 MTRS.

Terry COX Jr.	29	4:54			
Barry FRY	52	5:15			
Jeff JESSUP	43	5:31		300 MTR. WALK.	
Alan RADFORD	44	5:44		David APPLEBY	35
Russ CHRISTIE	37	5:57		Jackie TAYLOR	48
Ken TAYLOR	50	6:47		Ken TAYLOR	50
Jackie TAYLOR	48	7:10		Alan RADFORD	44
Patricia HARRISON	45	7:45		Rob HARRISON	45
Dave APPLEBY	35	8:42		Maie WITHERS	75
Terry APPLEBY	6	8:42 PB.		Patricia HARRISON	45
				Terry APPLEBY	6

THE 5 KM. ROAD RUN.

Terry COX Jr.	29	16:52		Rob HARRISON	45	23:46
Barry FRY	52	18:25		Ken TAYLOR	50	24:03
Jeff JESSUP	43	19:05		Jackie TAYLOR	48	26:10
Alan RADFORD	44	19:53		Ray DUGHTON	74	26:32
Dave APPLEBY	35	20:41		Patricia HARRISON	45	26:51 PB
Russ CHRISTIE	37	21:22				

SUNDAY 27th.

100 MTRS. ESTIMATED TIME Heat one.				THE 4 X 100 MTR. RELAY.	
AGE	EST	TIME	RESULT	FIRST	
Ken TAYLOR	50	14:75	14:97 +0:22	Terry COX Jr.	29
Maxim WOOD	57	15:40	15:75 +0:35	Norm JOHNSON	58
Russ CHRISTIE	37	14:80	14:44 -0:36	Doug HARRISON	11
Terry COX Jr.	29	14:00	13:61 -0:39	Maxim WOOD	57
Alan RADFORD	44	13:98	13:33 -0:65		

KEN TAYLOR LEADS AFTER THE 1st HEAT.

Heat two.				SECOND	
Jeff JESSUP	43	15:70	15:70 EVEN & PB.	Russ CHRISTIE	37
Doug HARRISON	11	16:20	16:22 +0:02	DANIEL SIMPSON	11
Meredith RADFORD	34	17:00	17:17 +0:17	Jackie TAYLOR	48
Daniel SIMPSON	11	16:50	16:67 +0:17	Ken TAYLOR	50
Jackie TAYLOR	48	15:50	15:99 +0:49 PB.		
Norm JOHNSON	58	18:95	18:29 -0:66		
Annette JACKSON	30	17:50	22:09 +4:09		

DOUG, MEREDITH, & DANIEL ARE CLOSE BUT JEFF JESSUP IS RIGHT ON THE KNOCKER & ALSO RUNS A PB TO WIN THE TROPHY. JACKIE TAYLOR P8s THE 100 BUT ESTIMATED QUICKER STILL!

SUNDAY 27th.

THE 300 MTR. TIME HANDICAP.

AGE	HCP	TIME	ACTUAL
Patricia HARRISON	45	0:06	3:51 3:45 PB
Maxim WOOD	57	0:56	3:55 2:59 PB
Ken TAYLOR	50	0:55	3:58 3:03
Jeff JESSUP	43	1:18	4:00 2:42
Jackie TAYLOR	48	0:37	4:02 3:25
Rob HARRISON	45	1:06	4:03 2:57
Russ CHRISTIE	37	1:14	4:05 3:33
Alan RADFORD	44	1:29	4:06 2:37
Meredith RADFORD	34	0:10	4:07 3:57
Daniel SIMPSON	11	0:30	4:07 3:37 PB
Terry COX Jr.	29	1:45	4:08 2:23
Annette JACKSON	30	GO	4:09 4:09
Norm JOHNSON	58	0:38	4:11 3:33

A GREAT WIN & 43 SEC. PB FROM PATRICIA & TOP P8s. FROM MAXIM WOOD. 2 SECS & DANIEL SIMPSON, 49 SECONDS.

THE 1200 MTR. WALK

Jackie TAYLOR	48	8:05 PB.	Alan RADFORD	44	9:07
Norm JOHNSON	58	8:05 (flagged)	Maie WITHERS	75	9:19
Maxim WOOD	57	8:17 EQ. PB.	Meredith RADFORD	34	10:03
Annette JACKSON	30	9:04 PB.	Denise JONES	34	10:03

Australians who won medals

IF YOU WOULD LIKE TO BE KEPT UP-TO-DATE, FILL IN THE FORM BELOW AND FUTURE DETAILS WILL BE SENT DIRECTLY TO YOU.

VICHEALTH 5TH AUSTRALIAN MASTERS GAMES.

MELBOURNE 1995.

OCTOBER 5 TO 14.



The 5th Australian Masters Games have been licensed to the 5th AMG Company by the Confederation of Australian Sport, which is the custodian of the Australian Masters Games on behalf of Australian sport.

SPORT. The Library Sports Photography

Printed by LITHOCRAFT GRAPHICS
123-133 Thistlethwaite Street
South Melbourne 3205
Tel: (03) 699 7955 Fax: (03) 699 1574

EXPRESSION OF INTEREST

Please complete this tear-off section and post or fax to:

VICHEALTH 5TH AUSTRALIAN MASTERS GAMES
GPO BOX 2392V
MELBOURNE VIC 3001 AUSTRALIA
PHONE: (03) 666 4214
FAX: (03) 666 4232

Surname Mr/Mrs/Ms _____
Given Names _____
Address _____
Postcode _____
Country (if applicable) _____
Telephone Home _____ Business _____
Fax _____
Sport(s) _____

TRAVEL AND ACCOMMODATION REQUIREMENTS

- Will you be travelling:
alone accompanied
- How will you be travelling?
aeroplane train bus car
- What are your likely accommodation requirements (if not staying with friends)?
hotel motel apartment homestay
- How did you obtain this brochure? _____

Jackie TAYLOR 48 8:05 PB.
 Norm JOHNSON 58 8:05 (flagged)
 Maxim WOOD 57 8:17 EQ.PB.
 Anette JACKSON 30 9:04 PB.

Alan RADFORD 44 9:07
 Maie WITHERS 75 9:19
 Meredith RADFORD 34 10:03
 Denise JONES 34 10:03

THE 1200 MTR. WALK

(- 21 SECONDS)

Printed by LITHOCRAFT GRAPHICS
 123-133 Thistlethwaite Street
 South Melbourne 3205
 Tel: (03) 699 7955 Fax: (03) 699 1574

• What are your likely accommodation requirements (if not staying with friends)?

hotel motel apartment homestay

• How did you obtain this brochure? _____

Australians who won medals:

GOLD

100m:

W50 Marg Allison
 W65 Anne Cooper
 M55 Reg Austin

20km road walk:

M50 George White
 M55 Murray Dickinson

20km team road walk:

M55 Murray Dickinson
 Tony Johnson
 Bob Chapman (1:57.0)

300m hurdles:

M70 Fred O'Connor

800m:

M55 Alan Bradford
 M70 Frank Evans

10km cross country:

M40 Grenville Wood

10km road walk:

W45 Heather McDonald

10km team road walk:

W50 Lee Osborne
 Penny Hall
 Win May

Triple jump:

W85 Ruth Frith

Shot:

W40 Chris Schultz
 W85 Ruth Frith

200m:

W50 Marg Allison
 W65 Ann Cooper
 M55 Reg Austin

Javelin:

W50 Mary Thomas (world record)

Long jump:

W85 Ruth Frith

Hammer:

W85 Ruth Frith
 W50 Jan Davies
 W55 Heather Searle (world record)

10km track walk:

M50 George White

M55 Murray Dickinson

5km track walk:

W45 Heather McDonald

Weight pentathlon:

W49 Chris Schultz 4015
 W55 Heather Searle 4469
 W85 Ruth Frith 3623

1500m:

M60 Tom Roberts
 M55 Alan Bradford

400m: M70 Frank Evans

W50 Marg Allison (world record)
 W65 Anne Cooper

3000m steeplechase:

M50 John Walker 10:47.45
 M55 Alan Bradford 10:26.05

Marathon:

W65 Shirley Brasher 4:31.50

4x100m relay:

W35's 50.29
 W40's 51.64
 M70's 56.55

4x400m relay:

W35's 4:05.40
 W45's 4:11.53
 M70's 4:40.61.

SILVER

100m:

W40 Lynne Choate
 W45 Wilma Perkins
 M50 Peter Crombie

Discus:

W40 Chris Schultz

10,000m:

M60 Adolf Blonner

10km cross country team:

M60 Adolf Blonner
 Joe Patterson
 Mike McAvoy

Triple jump:

W55 Helen Serale

5000m: M60 Adolf Blonner

100m hurdles:

M55 Mike Stevenson

200m:

W40 Lynne Choate
 M50 Peter Crombie

Shot:

W50 Mary Thomas

Javelin:

W35 Peta Bird

Weight pentathlon:

W50 Mary Thomas 4043
 M50 Graeme Rose
 M70 Felix Jekabsons

400m:

M50 Peter Crombie
 M70 Mike Johnson
 W35 Kim Kare

1500m:

M60 Mike McAvoy
 W65 Shirley Brasher

2000m steeplechase:

W60 Erlea Mercer

W60 Pam Mows 11:46.21

M65 Peter Coultie 9:07.14

4x100m relay:

W50's 55.87 (Marg Allison, Noreen Parrish,
 June Reeves, Fran Harris)

W55's 61.77

M50's 46.12

M55's 48.51

4x400m relay:

W50's 4:47.23 (Fran Harris, June Reeves,
 Noreen Parrish, Jill Cooper)

M50's 3:37.86

M75's 6:21.04

BRONZE

10km team cross country:

W45 Jo Cullen
 Bronwyn Gardner
 Irene Davey

10km cross country:

W65 Shirley Brasher

Derathlon:

M70 Fred O'Connor

800m:

M50 Neil McDonald
 M60 Tom Roberts
 W45 Judy Rowland-Smith

Triple jump:

W50 Fran Harris

Hammer:

M70 Felix Jekabsons
 M75 Royce Foley

200m:

W50 Wilma Perkins
 M50 Roy Fearnhill

400m:

M70 Tom Hishon

5000m:

M55 Mike Johnson

1500m:

M70 Gordon McKearn

Weight pentathlon:

W45 Wilma Perkins 3051

4x400m relay:

M55's 3:56.61.

VALE JOHN BUST AND BERNICE LYNCH.

The President, Committee and Members of the Victorian Veterans Athletic Club Inc. note the passing of two of our valued members. To the family and friends of these two athletes we offer our most sincere condolences, they both had many friends and will be sadly missed.

Although John had not been competing for a number of years he will be well remembered by our older members as a great tryer when walking. He was member No. 50.

Bernice was one of our younger members being only thirty eight years old when she was tragically killed when hit by a car when training for a triathlon, an event she loved. She has left behind two lovely daughters. Her brother Paul who competes at Mentone, on behalf of his family, would like to thank all those who have sent messages of sympathy, especially the Coburg Veterans Group where she competed on a Thursday night.

ADVERTISERS WANTED

We have room for a few small advertisements in future copies of "AROUND THE GROUNDS".

Have you a business that you would like the members to be aware of.

This way you can help the Club and yourself at the same time. The cost is very small.

Ring me on 795 1169 for information. Ed.

WALKERS * WALKERS * WALKERS

10 KM Walks will be held, from Mentone, open to walkers of all abilities, on the following Sunday mornings at 8.30 a.m.

██████████ Sep. 24th
 Oct. 22nd Nov. 19th Dec. 17th

Make it a New Years Resolution to compete in as many of these monthly Time trials as you can. If the weather is too hot or cold 5 KMs or 15 Kms may be substituted.

For further information ring John BECK 583 0934

VETERAN THROWING GROUPS - JANUARY 1995 - DECEMBER 1995 KEY DATES

SUN	24/09/95	- WEIGHT PENTATHLON	- CAULFIELD
THU	05/10/95	3 AUSTRALIAN MASTERS	- OLYMPIC PARK (MELB)
SAT	14/10/95	3 R.F.S. ***	- [REFER JOE BALL]
SUN	12/11/95	- WEIGHT PENTATHLON	- CAULFIELD
SUN	26/11/95	- VIC SUMMER RASENKRAFT CHAMPS	- MENTONE
	10 -11AM	- WEIGH IN / WARM UP	
	11 -15AM	- COMPETITION	
	01 -55PM	- 50mt FIELD GAMES SPRINT	
SUN	10/12/95	- WEIGHT PENTATHLON	- CAULFIELD
SAT	16/12/95	- SPECIAL HAMMER EVENT	- MENTONE

ALL ATHLETES ARE EXPECTED TO HELP, PARTICULARLY WITH NON CHAMPIONSHIP EVENTS!
 (STARTING TIME 12-55PM SHARP) - IF IN DOUBT PHONE MORRIE JAMES 570 6958 :
 ROY FOLEY 570 4898 : HARRY WYNHOVEN 052 531 122 : ASTRID ROSE 836 2350 :

THANKS FOR THIS EDITION OF 'AROUND THE GROUNDS' GOES TO THE LADIES WHO TYPE UP THE RESULTS EACH MONTH, TO EDIE CRACK WHO DOES MOST OF THE COATING, LES CLARK WHO DELIVERS TO MOST OF THE GROUNDS AND YOURS TRULY WHO HAS THE JOB OF CHASING UP SLOW RESULTS, EDITING AND PUTTING IT TOGETHER.

EST. 1960

BALACLAVA SPORTS INJURY CENTRE


FREDERICK E. WARWICK N.D., A.T.D., A.R.M.T. (Bach.)
 Practitioner U.S.A. Diversified ...
 PHYSICAL DISORDERS and FUNCTIONAL MEDICINE KINESIOLOGY

- Activator Methods Short Leg & Back Pain Syndrome
- Motor & Industrial Accidents
- Craniomandibular (TMJ) Jaw Dysfunction
- Malfunction of Organs and Glands
- Neuromuscular, Joint & Overuse Syndrome (R.S.I.)
- Naturopathic Medicine

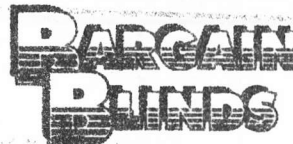
301 BALACLAVA ROAD, CAULFIELD NTH., 3161
TEL. 571 6295 Opposite Caulfield Park


HUGE VERTICAL BLINDS

2100 x 2150mm



- FREE Measure and Quote in all suburbs or we can make them while you wait.
- Venetians and Hollands are also available at competitive prices.
- Karl Fauvreille will supervise the job.
- All covered by a 12 month, no quibble warranty.






NEXT TO BTM CAB
BIG TIN SHED

Opening Hours
 9.00am - 5.00pm (Mon-Thur)
 9.00am - 9.00pm (Fri)
 9.00am - 5.00pm (Sat)


146 ASHLEY ST, MAIDSTONE
TEL: 317 3500

WE SELL THEM CHEAPER BECAUSE WE MAKE 'EM WHILE YOU WAIT



PHYSIOTHERAPY

ATHLETICS INJURIES



PETER J BRUCE DIP. PHYS. GRAD DIP. MANIP. THERAPY
MANIPULATIVE PHYSIOTHERAPIST

- ATHLETICS & RUNNING INJURIES
- LOW BACK PAIN & SCIATICA
- KNEE PAIN
- SHIN SPLINTS & FOOT PROBLEMS

MT. WAVERLEY 59 BLACKBURN RD
PH - 802 2294

YOURS TRULY WHO HAS THE JOB OF CHASING
UP SLOW RESULTS, EDITING AND PUTTING
IT TOGETHER.

KNEE PAIN
SHIN SPLINTS & FOOT PROBLEMS

MT. WAVERLEY 59 BLACKBURN RD
PH - 802 2294



RESULTS FROM FRANKSTON VENUE

10-8-95		
2000 METRES RUN - CONT...		
Denise LEGGETT	36	11.51
Jean LEGGETT	59	11.02
Debra WILLIAMS	32	7.08
Merrilyn TAIT	46	9.49
Graeme RICHARDS	50	10.23
Trevor ROLLINSON	48	7.18
600 METRES RUN		
Peter ELLIS	44	2.28
Allan ALDERSON	44	1.58
Gordon LOUGHNAN	43	2.29
Lindsay BEATON	45	2.16
Jarrold POPE	INV	2.04
Trevor ROLLINSON	48	1.55
Norm JOHNSTON	58	3.03
Jean LEGGETT	59	3.03
Gwen STEED	52	3.27
Debbie WILLIAMS	32	1.55
Denise LEGGETT	35	3.40
Pam HORNIBROOK	40	3.40
Angela SEERS	INV	3.40
Bruce MOULTON	63	2.29
17-8-95		
70 METRES RUN - HEAT 1		
Ross KENT	52	9.08
Graham RICHARDS	50	9.07
Tom GERRARD	46	9.21
Joss MOWTY	INV	9.63
HEAT 2		
Allan ALDERSON	44	10.06
Kevin IRONS	50	10.31
Lyn PIMM	35	11.35
Gordon LOUGHNAN	43	12.28
HEAT 3		
Merrilyn TAIT	46	11.95
Ray O'CONNOR	58	10.42
Norm JOHNSTON	58	14.05
Geoff OSBORNE	55	11.81
Lindsay BEATON	45	10.43
200 METRES RUN - HEAT 1		
Tom GERRARD	46	26.00
Ross KENT	52	25.90
Graham RICHARDS	50	26.27
HEAT 2		
Peter ELLIS	45	29.62
Kevin IRONS	50	29.80
Allan ALDERSON	43	30.81
Mike LANDMAN	39	34.33
HEAT 3		
Gary ANDERSON	43	29.75
Gary PEARCE	42	30.39
Ray O'CONNOR	58	31.35
Eddie STACK	61	31.69

17-8-95			
200 METRES RUN - HEAT 4			
Lindsay BEATON	45	35.67	
Geoff OSBORNE	55	35.57	
Norm JOHNSTON	58	36.90	
Merrilyn TAIT	46	37.94	
Jarrold POPE	INV	34.77	
3000 METRES WALK			
Ron KANE	58	28.20	
Geoff OSBORNE	55	26.03	
Jack KILFOYLE	71	18.42	
Lyn PIMM	34	20.45	
Wendy SEERS	53	21.48	
Gwen STEED	53	18.50	
Carol WILLIAMS	55	29.40	
Sandra GALLON	42	29.40	
Ern WALKER	81	20.43	
6000 METRES RUN			
Allan ALDERSON	44	22.30	
Gordon LOUGHNAN	43	28.34	
Peter ELLIS	44	28.58	
Bryan KELLY	47	28.58	
Mike LANDMAN	39	23.40	
Sue KEMP	41	32.32	
Pam HORNIBROOK	41	29.56	
Mick O'RYAN	45	23.48	
Reuben POPE	51	23.58	
Joy HERBERT	52	29.40	
2000 METRES RUN			
Gary ANDERSON	43	7.19	
Ray O'CONNOR	58	6.43	
Mike LANDMAN	39	7.00	
John WALLACE	51	7.32	
Jean LEGGETT	59	10.53	
Deborah WILLIAMS	32	7.27	
Gary PEARCE	42	7.51	
Joss MOWTY	INV	6.45	
Denise LEGGETT	36	11.47	
Lindsay BEATON	45	9.14	
Gary PEARCE	42	7.32	
Norm JOHNSTON	58	7.51	
800 METRES RUN			
Allan ALDERSON	44	2.48	
Gordon LOUGHNAN	43	3.55	
Peter ELLIS 400m	44	1.28	
Jarrold POPE	INV	2.56	
Mike LANDMAN	39	3.17	
Jean LEGGETT	59	4.05	
Gwen STEED	53	4.39	
Merrilyn TAIT	46	3.31	
Graham RICHARDS	50	3.14	
Norm JOHNSTON	58	4.05	
Lindsay BEATON	45	3.29	
Bruce MOULTON	63	3.40	
Trevor ROLLINSON	46	2.49	

RESULTS FROM FRANKSTON VENUE

31-8-95		
100 METRES RUN - HEAT 1		
Ross KENT	51	12.82
Kevin IRONS	50	14.12
Graham RICHARDS	50	12.90
HEAT 2		
Chris PLATT	39	14.52
Lyn PIMM	35	17.99
HEAT 3		
Lindsay BEATON	45	17.22
Geoff OSBORNE	55	16.88
Merrilyn TAIT	46	17.57
HEAT 4		
Norm JOHNSTON	58	20.93
Allan ALDERSON	44	16.59
Peter ELLIS	44	20.94
300 METRES RUN - HEAT 1		
Ross KENT	51	43.81
Graham RICHARDS	50	46.06
Tony NEMARIC	42	48.65
Kevin IRONS	50	49.32
Allan ALDERSON	44	57.97
HEAT 2		
Jarrold POPE	INV	53.04
Eddie STACK	61	54.74
Peter ELLIS	44	56.29
Geoff OSBORNE	55	62.73
Norm JOHNSTON	58	69.67
Chris PLATT	39	68.75
2000 METRES WALK		
Ron KANE	58	17.27
Grace SMITH	76	17.29
Jack KILFOYLE	71	12.31
John POTTAGE	71	13.26
Lyn PIMM	34	13.37
Geoff OSBORNE	55	16.36
Darrel POLGLASE	55	13.25
Ian BEAUMONT	59	14.33
Mark BEAUMONT	57	14.49
Gwen STEED	53	12.37
Denise LEGGETT	35	13.55
4800 METRES RUN		
Ron LEGGETT	61	24.41
Christina KONTOS	39	25.59
Allan ALDERSON	44	19.14
Gordon LOUGHNAN	43	22.20
Lindsay BEATON	45	22.20
Peter ELLIS	44	22.19
Nada TRAVICA	38	24.58
Martin LEGGETT	38	16.49
1600 METRES RUN		
Jean LEGGETT	59	8.32
Ian MUIR	51	5.31
Ken WHYTE	49	5.36
Sue KEMP	41	8.20
31-8-95		
1600 METRES RUN - CONT...		
Tony NEMARIC	42	7.09
Merrilyn TAIT	46	7.51
Norm JOHNSTON	58	8.32
Reuben POPE	51	6.10
600 METRES RUN		
Ron LEGGETT	61	2.46
Jean LEGGETT	59	2.56
Allan ALDERSON	44	2.05
Chris PLATT	46	3.03
Gordon LOUGHNAN	43	22.24
Ian MUIR	51	1.52
Jarrold POPE	INV	21.0
Peter DUGGAN	54	1.51
Jack KILFOYLE	71	2.26
Ken WHYTE	49	1.51
Sue KEMP	41	3.12
Norm JOHNSTON	58	2.56
Denise LEGGETT	35	3.19
24-8-95		
50 METRES RUN - HEAT 1		
Allan ALDERSON	44	7.49
Kevin IRONS	50	7.40
Graham RICHARDS	50	6.45
Tom GERRARD	46	7.00
HEAT 2		
Lyn PIMM	35	11.52
Karen MacDONALD	32	7.49
HEAT 3		
Lindsay BEATON	45	8.59
Jim STRICKLAND	65	9.50
Geoff OSBORNE	55	8.27
Barb STRICKLAND	61	11.17
Norm JOHNSTON	58	8.63
250 METRES RUN HEAT 1		
Tom GERRARD	46	33.59
Graham RICHARDS	50	34.22
Kevin IRONS	50	28.06
Mike LANDMAN	39	37.82
HEAT 2		
Tony NEMARIC	42	36.53
Gary ANDERSON	42	36.90
Allan ALDERSON	44	37.26
Eddie STACK	61	41.46
HEAT 3		
Gordon LOUGHNAN	43	50.60
Geoff OSBORNE	55	47.62
Norm JOHNSTON	58	57.15
Keith MANDER	74	57.15
3200 METRES WALK		
Geoff OSBORNE	55	24.25
Ron KANE	58	27.52
Bevan DAVIS	66	24.24
Barb STRICKLAND	61	25.14
Jim STRICKLAND	64	24.26
Jack KILFOYLE	71	20.09