

VICTORIAN VETERANS'
ATHLETIC CLUB INC.

AROUND
THE
GROUNDS



Conducted on behalf of the -
OCEANIA ASSOCIATION of VETERAN ATHLETES
by the **HAWKES BAY/GISBORNE CENTRE** of the
NEW ZEALAND ASSOCIATION of VETERAN ATHLETES

1997

JULY



OCEANIA
9TH VETERAN GAMES
HAWKES BAY, NZ 1998

17 - 24 January

ABERFELDIE, ALTONA, CAULFIELD, COBURG, COLLINGWOOD,
CROYDON, DONCASTER, EAST BURWOOD, FRANKSTON,
GEELONG, KNOX, MENTONE, SPRINGVALE - NOBLE PARK and
TOOTGAROOK

for information on Club activities
Hon. Secretary Dorothy Browne OAM. (03) 9874 2501

COMMITTEE MEMBERS 1997

Victorian Veterans Athletic Club Inc.

President
Robert Waters
5 Bellevue Court Maribyrnong 3032
9318 3802

Honorary Secretary
Dorothy Browne OAM. LM. (Life Member)
4 Victory Street Mitcham 3132
9874 2501 fax 9873 3223

Honorary Assistant Secretary
Colin Browne
4 Victory Street Mitcham 3132
9874 2501

Honorary Treasurer
Jeffrey Briggs
60 Bursaria Avenue Ferntree Gully 3156
9758 6328

Vice Presidents
Ted McCoy LM.
24 Blackwood Avenue Mentone 3194
9583 3280 and

Anthony Bradford
6 Merrett Avenue Werribee 3030
9749 2248

Club Captain
Eric Greaves LM.
7 Netherby Avenue Mulgrave 3170
9560 2971

Club Vice Captain
Peter McGrath LM.
13 Bales Street Mt Waverley 3149
9807 5656

Immediate Past President
Doug Orr
27 Shawlands Avenue Blackburn South 3130
9878 4875

General Committee Members
Lawrence Collard
26 Gale Street Aspendale 3195
9587 2349

John Dean
3 Pearl Street Essendon West 3040
9337 7179

Alexander Harris
8 Lignum Court Lower Templestowe 3107
9848 2986

Astrid Rose
71 Union Road Surrey Hills 3127
9836 2350

Committee positions N^o 6 and 7
(Vacant)

Honorary Auditor/s
Keith Routley 9699 6384
6 Mowbray Street Albert Park 3206
and Rob Petrie 0359 671 915

VENUES

Locations and Managers

Venue Day and Melway Ref

ABERFELDIE	Aberfeldie Park, Corio Street, Moonee Ponds Rob Waters 9699 5311 (B) 9318 3802 (H)	Weds	28 D 6
ALTONA	Grant Reserve, Sugar Gum Drive (off Civic Pde) Altona Alan Barling 9398 5667	Sun - Winter Tuesday - Daylight Saving	54 G 9
EAST BURWOOD	Burwood East Reserve, Burwood Highway John Gosbell 9808 4641 Graeme Horskins 9802 7925	Thurs	62 C 7
CAULFIELD	Duncan McKinnon Park, North Road, Murrumbeena Greg Mauldon 9583 5637 Leo Charles 9579 1830 Graeme Rose 9836 2350	Tues - Track Sunday - Field Games)	68 K 9
COBURG	Harold Stevens Ath. Field, Outlook Rd. Coburg Gordon Burrowes 9366 0326 Vonda Saunders 9460 1267	Thurs	18 A 9
COLLINGWOOD	George Knott Reserve, Heidelberg Rd., Clifton Hill Bill Ryan 9434 3783 Keith Moody 9434 7403 and Ron Young	Tues	30 F 12
CROYDON	Town Park, off Norton Road, Croydon Lavinia Petrie 0359 671 915 David Sheehan 9720 7969	Tues	50 K 5
DONCASTER	Rieschieks Reserve, George Street, Doncaster Jim Shand 9459 5437	Weds	33 J 11
FRANKSTON	Ballam Park, Bananee Terrace, Frankston Peter Duggan 9786 9169	Thurs	103 B 4
GEELONG	Landy Field, off Barwon Terrace, Geelong Mike McAvoy 0352532376	Weds	228 C 7
KNOX	Knox Park Athletic Track, off Rushdale Road, Scoresby Charles McRae 9779 3670	Weds	73 D 7
MENTONE	Dolomore Oval, Cnr. First and Queen Streets, Mentone Ted McCoy 9583 3280	Weds	87 B 6
SPRINGVALE/ NOBLE PARK	Ross Reserve, Memorial Drive, Springvale Leigh Cassidy 9772 2508	Weds	80 E 12
TOOTGAROOK	Tootgarook Sports Reserve, Truemans Road, Tootgarook Alan Radford / Ken Taylor 0359 855 989	Weds - Winter Sunday - Daylight Saving	169 E 6
*****	EDITOR - "Around The Grounds" - Peter Colthup OAM. LM.	9795 1169 fax 9795 1169 14 Bakers Road Dandenong North 3175	

Australian Association of Veterans Athletic Clubs Secretary - Brian Foley (09) 339 2716

THE BETTY, ALLAN AND NORM PAGE.

<u>Date</u>	<u>Venue</u>	<u>Sprint</u>	<u>Mid Dist</u>	<u>Walk</u>	<u>Distance</u>
Sun 7	Sept Altona	Anderson St Cnr Tan Track 8am BYO Breaky			
" 7	" Caulfield	Field Games			
" 7	" Tootgarook	8am Southern ½ Marathon 9am 9 Km Limestone Rd			
Tues 9	" Caulfield	<u>100m</u>	<u>600m</u>	<u>8 Laps ET</u>	<u>5 Km Own H/c</u>
" 9	" Collingwood	50/200m	1500m	3 Km	3/5 Km
" 9	" Croydon	90m	Relay (2x200,2x400,2x800)		6/16/20 laps
Wed 10	" Aberfeldie	100/300m	1500m	1000m	4/6 Km
" 10	" Doncaster	At track			
" 10	" Geelong	200/400m	800m TJ	1500m	
" 10	" Mentone	100/400m	1500m	1500m/5Km	5 Km Tk
" 10	" Knox	3x2x200m	2000m		2/4/8 Km
" 10	" Springvale	100m	<u>400m H/cap</u>	2 Miles	4x2 Km Relay
Thu 11	" Coburg	100/200m	800m		5/10 Km
" 11	" E Burwood	<u>50/100m H/c</u>	<u>1500m H/c</u>	1500m	3/5 K R/7L ET W
" 11	" Frankston	100/200m	600m	2800m	2/4 Km
Sun 14	" Footscray	Rowing Club. VETERANS 25 KM C'SHIPS			
" 14	" Caulfield	Field Games			
" 14	" Tootgarook			<u>2000m H/cap</u>	<u>5 Km Rd H/c</u>
Tue 16	" Caulfield	100m	<u>400m</u>	5 Km Seal	<u>8 Km ET</u>
" 16	" Collingwood	100/300m	800m	4 Km	4/8 Km
" 16	" Croydon	50/100m	<u>600m ET</u>	<u>5 Laps</u>	<u>12 Laps ET</u>
Wed 17	" Aberfeldie	200m SLJ	<u>2000m</u>	4x3x800m Relay	Supper
" 17	" Doncaster	at track			
" 17	" Geelong	100/400m	10 Km Run	10 Km LJ	(3200m)
" 17	" Knox	<u>350m ET</u>	<u>1600m ET</u>		<u>8 Km H/cap</u>
" 17	" Mentone	100/200m	800m	1500m/3Km	10 Km Tk
" 17	" Springvale	120m	800m	3/5 Km	3/5 Km
Thu 18	" Coburg	100/200m	1500m	1 Km	30 min TT
" 18	" E Burwood	100m/150m ET	1600m	8 min/3/5 Km	3/5 Km
" 18	" Frankston	60/400m	800m	3 Km	1600m/3/5 Km
Sun 21	" Altona	Pt Cook Metro Pk 2.pm - A/Tea Carroll's			
" 21	" Caulfield	Field Games			
" 21	" Tootgarook	at Burnie - The Burnie Ten Km - 11.15 am			
Tue 23	" Caulfield	100m	400m	<u>7Lap ET</u>	12 Lap Spiral
" 23	" Collingwood	50/200m	1600m	2 Km	2/8 Km
" 23	" Croydon	70/300m	1600m	6 Laps	10/20 Laps
Wed 24	" Aberfeldie	100/200m	1000m	500m	5/7 Km
" 24	" Doncaster	At track			
" 24	" Geelong	200m/5 Km	800m	5 Km	(2400m)
" 24	" Knox	3x400m	1000m	Raffle	20/30 min TT
" 24	" Mentone	100/400m	1500m	5 Km	5 Km Tk
" 24	" Springvale	100m	600m	2 Km	4 Km Relay
Thu 25	" Coburg	70m	1 Lap	1 Lap	5Km ET Supper
" 25	" E Burwood	70/200m	800m	800m	15/30 min r/w TT
" 25	" Frankston	100m*Relay	1000m	3200m	2/4/6 Km
Sun 28	" Altona	Program with Manager			
" 28	" Caulfield	Field Games /ride/3.2K run.			
" 28	" Tootgarook	Opp Rye P.O. 9 am 3.2K run/8K ride/3.2K run/8K			
Tue 30	" Caulfield	100m	300m	3 Km Sealed	10/20 Laps
" 30	" Collingwood	100/400m	1000m		3/5 Km
" 30	" Croydon	50/400m	1000m	1/3 Km	5/10 Laps

Not responsible for errors. Ed. Check w/Managers.

Not all programs in my hands.

* * * * *

RESULTS OF MEETING AT CAULFIELD VENUE - JULY 1997

RESULTS OF MEETING HELD CAULFIELD VENUE JULY 1997

100 MTRS H/C TROPHY - 8.7.97

		Clock		H/Cap
		Time		
Perry HANNAH	34	11.23	Scr	
Domenico MORINA	58	11.74	30 Mtrs	
Stephanie ARMSTRONG		11.97	14 Mtrs	
Judy HALL	55	12.22	14 Mtrs	

10 LAPS WALK EST TIME - 8.7.97

		Actual	Est
		Time	Time
Frank WARREN	71	27.58	27.50
Janet HOLMES	44	24.38	24.50
Ian BEAUMONT	61	29.57	29.10
Joy HOGAN	45	26.17	30.00
Ron BILSTON	53	38.19	29.10

8 KM EST TIME TROPHY - 8.7.97

		Actual	Est	Diff
		Time	Time	
Jan BURROWS	47	37.30	37.30	0.00
Alan SINCLAIR	47	32.44	32.45	0.01
Rodney FORD	56	36.22	36.25	0.03
Doug WALLACE	56	35.07	35.28	0.21
Rhonda TRENGROVE	49	41.03	40.40	0.23
Robert McKENNA	48	32.54	32.30	0.24
Gerry BLANCHFIELD	54	41.31	41.00	0.31
Graham PHILPOTT	54	31.37	31.05	0.32
Shane WATERMAN	35	30.56	31.30	0.34
Ray VALLANCE	52	34.47	34.10	0.37
Neil THORNLEY	38	33.14	34.15	1.01
Domenico MORINA	58	38.45	37.40	1.05
Paul LYNCH	47	37.43	36.35	1.08
Greg MAULDON	59	37.21	36.10	1.11
David JONES	59	46.21	45.01	1.20
Case HUYSMAN	64	37.41	36.20	1.21
Ernie STEWART	46	29.41	31.05	1.24
Peter McGRATH	57	39.30	38.06	1.24
Pete BATTRICK	53	41.34	40.00	1.34
Bob POWER	54	38.25	36.45	1.40
Colin MILLER	54	38.19	36.20	1.59
Don HUGHES	60	41.03	37.30	3.33
Kevin BROWNE	60	38.24	35.30	2.54 (1 Lap too many!)
George WILSON	47	34.12	37.00	2.48 (1 Lap too short!)
Graham PROSSOR	42	37.31	32.30	5.01 (Helped injured walker)
David JONES	59	46.21	45.01	1.20 (Just too slow!!)

400 MTRS H/C - 8.7.97

		Clock		H/Cap
		Time		
Alan SINCLAIR	47	70.8		12 Secs
Jon HOLMES	45	71.4		8 Secs
Chris McARDLE	44	71.5		Go
Perry HANNAH	35	71.7		15 Secs
Eddy STACK	63	72.1		1 Sec
Bob WISHART	55	72.7		11 Secs
Richard TREMBATH	55	73.0		11 Secs
Stephanie Armstrong	36	73.5		6 Secs

200 Mtrs H/c - 15.7.97

		Inv		
Chris McARDLE	Inv	30.56		2 Secs
Eddy STACK	63	30.87		Go 1st
Doug WALLACE	56	31.29		2 Secs
Perry HANNAH	39	31.59		9 Secs
Jim KING	58	32.05		5 Secs
Nyala MILLAR	55	32.61		Go
Stan STANKOVIC	74	34.35		2 Secs
John WAITE	56	35.13		Go
Domenico MORINA	58	35.57		Go
Stephen YOUNG	45	38.37		Secs

8 LAPS WALK SEALED H/CAP - 15.7.97

Darrel POLGLASE	57	22.58		All
Ralph FIELD	83	24.54		Walkers
Domenico MORINA	58	20.36		Came
Frank WARREN	71	21.37		1st!!
Ron BILSTON	53	29.20		
Margaret Beaumont	59	21.43		
Sandra MIDDLETON	48	20.38		

5K H/C (You estimate your H/cap) 1.7.97

		H/cap	Actual	Est
		Time	Time	H/cap
Doug WALLACE		25.37	20.47	4.50
Stephanie ARMSTRONG		25.42	20.42	5.00
Ray VALLANCE		25.57	20.27	5.30
Graeme PHILPOTT		26.03	19.03	7.00
Jan BURROWS		26.06	22.36	3.30
Graham STOCKDALE		26.06	20.23	5.43
Robert McKENNA		26.11	20.01	6.10
Ernie STEWART		26.12	17.42	8.30
Peter FIELD		26.13	18.18	7.55
David JONES		26.14	23.09	3.05
Peter McGRATH		26.18	23.10	3.08
Bob POWER		26.19	21.04	5.15
Graham PROSSOR		26.21	19.01	7.20
Terry STUBBS		26.24	23.09	3.15
Peter BATTRICK		26.24	22.49	3.35
Kevin BROWNE		26.25	21.25	5.00
Colin MILLER		26.26	22.36	3.50
Betty MARK		26.34	26.34	Go
Ben MORREY		26.35	24.35	2.00
Roger STEPHENS		26.38	19.38	7.00
Vanessa RICE		26.39	22.29	4.10
Greg MAULDON		26.44	22.09	4.35
Alan SINCLAIR		26.44	19.14	7.30
Jenny STEPHENS		26.51	20.06	6.45
Jan MORREY		26.55	25.55	1.30
Jim SINCLAIR		26.56	26.56	Go
Gerry BLANCHFIELD		26.57	25.27	1.30
Paul LYNCH		26.58	22.28	4.30
Case HUYSMAN		26.59	22.59	4.00
Rhonda TRENGROVE		27.01	24.31	2.30
Rodney FORD		27.16	21.51	5.25
Paul MEREDITH		27.29	23.59	3.30
Peter BENCE		27.52	19.22	8.30
Margaret BEAUMONT		28.32	26.32	2.00

To win this event, you had to be first over the line and within 30 seconds on Betty Mark's time of 26.30 (allowing for handicap). The winners are:

- 1st Graeme Philpott 26.03
- 2nd Denis Thornton 26.04
- 3rd Rob McKenna 26.11
- 1st Lady - Jan Burrows

Thanks to Peter McGrath for donating trophies to Graeme and Jan who greatly accepted these.

400 MTRS H/C - 1.7.97

		Clock		H/cap
		Time		
Bob WISHART	45	1.12		10 Secs
Jon HOLMES	55	1.12		8 Secs
Eddy STACK	63	1.17		Go

200 MTR H/c Trophy - 1.7.97

		Clock		Est
		Time		Time
Jon HOLMES	45	36.69		9 Secs
Charles PACE	35	37.37		9 Secs
Eddy STACK	63	38.78		8 Secs
Kevin MARION	61	39.04		11 Secs
Jimmy THOMSON	70	39.33		10 Secs
Domenico MORINA	58	39.53		5 Secs
Leo CHARLES	64	41.36		9 Secs

Jon Holmes winner of trophy

8 LAP WALK EST TIME - 1.7.97

		Clock		Est
		Time		Time
Janet HOLMES	44	19.45		19.45
Domenico MORINO	58	20.15		19.58
Frank WARREN	71	21.52		22.01
Darrel POLGLASE	57	22.40		22.46
Ian BEAUMONT	61	24.00		22.49
Ralph FIELD	83	31.45		29.10

Note!
CHANGE OF DATE

Because of the altered date of the Melbourne Marathon, the 25 Km Championships will now be run on **Sunday 14th September 1997.**

- Great river-side course
- Good Showers and Change facilities
- Comfortable after-race presentation area
- Catered barbecue and bar

Start/Finish at Footscray Rowing Club
(Melways 28 D2, enter from Farnsworth)

Ruby & Gordon donated a beautiful trophy to the winner - Jan Burrows, and we thank them for this

RESULTS OF MEETING HELD CAULFIELD VENUE JULY 1997

5K SPIRAL H/C RUN - 15.7.97

100 MTRS H/C - 22.7.97

	Clock Actual	
	H/c	Time
Gerry BLANCHFIELD	1.15	25.52
Greg MAULDON	4.15	25.53
Don HUGHES	3.45	25.56
Lesley GRIMES	6.40	25.57
Graham STOCKDALE	5.40	25.58
Ray VALLANCE	5.40	26.00
Ernie STEWART	8.15	26.03
Jeff BOOT	7.30	26.04
Paul LYNCH	3.45	26.06
Susan MICHAELSON (Inv)	9.00	26.10
Terry STUBBS	3.00	26.11
John WAITE	5.50	26.21
Peter BENICE	8.00	26.27
Doug WALLACE	5.20	26.30
Denis THORNTON	7.00	26.30
Chris BARRETT	5.30	26.34
Roger STEPHENS	6.50	26.40
Case HUYSMAN	4.00	26.56
Jenny STEPHENS	6.35	27.01
Rodney FORD	4.40	27.02
Peter BATTRICK	3.40	27.21
Jane STURZAKER	1.50	27.40
Des MIDDLETON	5.55	27.41
Peter McGRATH	3.05	27.57
Paul MEREDITH	3.20	28.03
Alan SINCLAIR	7.00	28.03
Stephen YOUNG	6.20	29.40

	Clock	Time H/cap	
		Time	H/cap
Nyala MILLAR	55	11.38	26 Mtrs
John WAITE	56	11.61	33 Mtrs
Domenico MORINA	58	11.84	33 Mtrs
Charles PACE	35	12.19	10 Mtrs

400 MTRS H/C - 22.7.97

	Clock	Time	H/cap
Doug WALLACE	56	71.08	5 Secs
Stephanie Armstrong	36	71.67	5 Secs
Chris McARDLE	44	72.46	6 Secs
Eddy STACK	63	73.02	2 Secs
Alan SINCLAIR	47	73.4	16 Secs
Shane WATERMAN	32	73.7	12 Secs
Margaret Beaumont	59	78.0	+26 Secs
John WAITE	56	81.1	2 Secs
Nyala MILLAR	55	90.8	Go

5K SEALED H/C RUN (OVER 50) 22.7.97

5K SEALED H/C RUN (UNDER 50) 22.7.97

	Actual H/Cap	
	Time	Time
John WAITE	56	19.30
Gerry BLANCHFIELD	54	24.20
Graham STOCKDALE	55	20.21
Colin MILLER	54	22.38
David JONES	59	23.22
Case HUYSMAN	65	22.25
Peter McGRATH	57	23.36
Greg MAULDON	59	22.16
Domenico MORINO	58	22.53
Des MIDDLETON	50	20.48
Graham PHILPOTT	54	19.54
Pete BATTRICK	54	23.32
Judy WINES	59	25.27
Ben MORREY	68	25.38
Kevin BROWNE	60	22.32
Doug WALLACE	56	22.24
George YEOMANS	52	24.20
Rodney FORD	56	22.53

	Actual	H/cap	
		Time	Time
Peter FIELD	39	18.10	16.25
Jeff BOOT	41	18.23	16.28
Terry STUBBS	47	22.53	16.33
Jane STURZAKER	44	24.39	16.34
Ernie STEWART	40	17.46	16.41
Peter BENICE	47	18.07	16.47
Rhonda TRENIGROVE	49	24.32	16.52
John Sheard	49	23.24	17.04
Denis THORNTON	42	19.28	17.18
Jan BURROWS	47	22.55	17.20
Paul LYNCH	47	22.47	17.22
Vanessa RICE	32	22.52	17.42
Jenny STEPHENS	38	20.03	17.48
Paul MEREDITH	36	23.37	17.52
Sheryl ORMSBY	46	25.56	17.56
Stephen YOUNG	45	20.48	17.58
Neil THORNLEY	38	20.14	17.59
Stephanie ARMSTRONG	36	21.58	18.18
Betty MARK	49	27.55	18.20
Alan SINCLAIR	47	20.47	18.37
Shane WATERMAN	32	20.04	18.09
Jim NEFF	41	20.40	17.10
Roger STEPHENS	43	19.32	17.12
John SHEARD	49	23.24	17.04

RESULTS OF MEETING HELD CAULFIELD VENUE JULY 1997

8 LAPS SEALED H/C WALK - 22.7.97

100 MTRS H/C TROPHY - 29.7.97

	Actual		H/cap
	Time	Time	
Joy HOGAN	45	20.18	15.03
Ralph FIELD	83	24.19	15.39
Margaret BEAUMONT	59	21.38	15.48
Ian BEAUMONT	61	24.00	16.20
Sandra MIDDLETON	48	20.39	16.24
Darrel POLGLASE	57	22.47	16.27
Dot JACK	79	25.34	16.34
Glennis McPHERSON	50	22.19	17.09
David CASH	45	17.55	17.20
Graeme DAVIS	47	19.21	18.21

5KM RUN TROPHY - 29.7.97

	Actual	
	Time	Time
Ernie STEWART	46	17.50
Peter BENICE	47	18.03
Jeff BOOT	41	18.09
Graham PHILPOTT	54	19.45
Stephen YOUNG	45	20.16
Jim NEFF	41	20.34
Des MIDDLETON	50	20.49
Ray VALLANCE	52	21.13
Jeremy SHORT	46	21.38
Greg MAULDON	59	21.45
Paul LYNCH	47	21.58
Kevin BROWNE	60	22.04
Alan SINCLAIR	47	22.05
Case HUYSMAN	64	22.14
Doug WALLACE	56	22.41
Jan BURROWS	47	22.42
Domenico MORINA	58	22.50
Colin MILLER	54	23.04
Vanessa RICE	37	23.07
Terry STUBBS	47	23.10
Peter McGRATH	57	23.14
Pete BATTRICK	54	23.17
David JONES	59	23.46
Gerry BLANCHFIELD	54	24.31
John SHEARD	49	25.33
Jane STURZAKER	44	25.51
Judy WINES	59	25.51

	Clock	Time H/cap	
		Time	H/cap
Stan STANKOVIC	73	11.49	24 Mtrs
Domenico MORINA	58	11.74	32 Mtrs
Bob WISHART	55	11.96	10 Mtrs
Jim KING	58	12.16	15 Mtrs
Charles PACE	35	12.39	10 Mtrs
Stephanie ARMSTRONG	36	12.79	14 Mtrs
Jeremy SHORT	46	12.80	15 Mtrs

400 MTRS H/C TROPHY - 29.7.97

	Clock	Time H/cap	
		Time	H/cap
Eddy STACK	63	71.01	Go
Stephanie ARMSTRONG	36	71.38	5 Secs
Alan SINCLAIR	47	71.71	15 Secs
Doug ADENEY	53	73.17	10 Secs
Jim KING	58	73.76	7 Secs
Doug WALLACE	56	79.28	6 Secs
Jeremy SHORT	46	81.85	7 Secs
Stephen YOUNG	45	84.84	14 Secs

3KM Est Time WALK (TROPHY) - 29.7.97

	Est.	Actual		Diff
		Time	Time	
Darrel POLGLASE	58	21.20	21.15	0.05
Ralph FIELD	83	22.30	22.36	0.06
Gwen STEED	55	17.12	17.19	0.07
Dot JACK	78	23.50	23.59	0.09
Joy HOGAN	45	19.00	19.16	0.16
David CASH	45	16.00	16.19	0.19
Margaret BEAUMONT	59	19.31	20.01	0.32
Frank WARREN	71	20.35	20.00	0.35
Maureen SEEDSMAN	59	19.50	20.28	0.38
Sandra MIDDLETON	48	19.42	18.55	0.47
Ian BEAUMONT	61	22.20	21.17	1.03
Glennis McPHERSON	50	21.30	20.24	1.06
Graeme DAVIS	47	18.10	16.45	1.25
Jenny MILLIKIN	Inv	28.30	24.28	4.02

Winner of Trophy: Darrel Polglase

Sandra & Des Middleton donated a trophy of Champagne to the winner (Ernie Stewart) for this race. Thank you.

RESULTS FROM CROYDON VENUE - JULY 1997

4 LAP WALK 1.7.1997

1 Colin THOMPSON	49	10.29
2 Tina BAARSLAG	64	10.59
3 Edie CAMERON	46	11.05
4 Graeme ROBERTSON	52	11.06
5 Phyllis GOSBELL	59	11.34
6 Bob PETRIE	55	11.43
7 Kevin McLAUGHLAN	53	11.48
8 Frank TUTCHENER	69	14.59
9 Les CLARK	66	14.59

70 METRE SPRINT 1.7.1997

1 Jess BASHAM	53	11.3
2 Marie RAK	34	12.5
3 Frank TUTCHENER	69	14.2

600 METRE RUN 1.7.1997

1 Rod NEAL	40	1.42
2 Neil McKERN	50	1.43
3 Graham LETICQ	42	1.45
4 Simon TENNANT	30	1.50
5 Colin THOMPSON	49	2.01
6 Frank TUTCHENER	69	2.21

200 METRE SPRINT 1.7.1997

1 Simon TENNANT	30	27.6
2 Neil McKERN	50	31.5
3 Jess BASHAM	53	35.3
4 Frank TUTCHENER	69	36.6
5 Bruce BULLED	41	38.5
6 Marie RAK	34	41.0

8 OR 16 LAP RUN 1.7.1997

8 Laps:

1 Murray HUTCHISON	48	11.33
2 Bob PETRIE	55	13.31
3 Wayne FERGUSON	35	14.11
4 Laurie BLACK	59	14.53
5 Frank TUTCHENER	69	14.56
6 Simon TENNANT	30	15.20
7 Kevin McLAUGHLAN	53	15.24
8 Margaret DUGUID	60	15.25
9 John KERR	68	16.28
10 Jock CRAVANA	59	17.01
11 John YATES	69	17.08
12 Peter McGUIRE	49	18.12
13 Jess BASHAM	53	18.50
14 Denise SCHOLLES-BR'N	54	18.52
15 Edie CAMERON (Walk)	46	24.31

8 OR 16 LAP RUN 1.7.1997 Contd.

16 Laps:

1 Graham LETICQ	42	23.17
2 Rod NEAL	40	23.46
3 Jim INGHAM	51	24.01
4 Bert PELGRIM	40	25.11
5 Ray MERIDA	53	25.13
6 Ashley RYAN	42	27.07
7 Andrew TUNNE	38	27.34
8 Lavinia PETRIE	53	27.50
9 Karen TRAVILL	41	28.11
10 Colin THOMPSON	49	28.11
11 John TEGGELOVE	52	29.56
12 Al WILLEY	58	30.29
13 Graeme ROBERTSON	52	31.00
14 Bruce BULLED	41	33.44
Phyllis GOSBELL (10 Laps)	59	22.00

6 LAP WALK 8.7.1997

1 Jan WATSON	50	16.14
2 Edie CAMERON	46	17.20
3 Kevin McLAUGHLAN	53	18.00
4 Lynette HILL	51	20.14
5 Rita KERR	67	21.53
6 John KERR	68	21.54

1000 METRE RUN 8.7.1997

1 Colin PAGE	43	2.49
2 David SHEEHAN	50	3.03
3 Simon TENNANT	30	3.26
4 John TEGGELOVE	52	3.54
5 John KERR	68	4.39

400 METRE SPRINT 8.7.1997

1 Colin PAGE	43	62.7
2 John MONK	50	75.4
3 Jan WATSON	50	119.3

5/10/20 LAP RUN 8.7.1997

5 Laps:

1 Lavinia PETRIE	53	7.51
2 Simon TENNANT	30	8.00
3 Bob PETRIE	55	8.45
4 Ron BOYNE	63	9.49
5 Peter McGUIRE	49	10.43

10 Laps:

1 John TEGGELOVE	52	18.06
2 Kevin McLAUGHLAN	53	19.48
3 John YATES	69	21.58

20 Laps:

1 Colin PAGE	43	31.32
2 John MONK	50	31.32

RESULTS FROM CROYDON VENUE - JULY 1997

5 LAP WALK 15.7.1997

1 Alison THOMPSON	44	11.44
2 Barrie WICKS	57	11.57
3 Terry DUNN	59	12.26
4 Jan WATSON	50	13.18
5 Edie CAMERON	46	13.26
6 Colin THOMPSON	49	14.09
7 Graeme ROBERTSON	52	14.35
8 Kevin McLAUGHLAN	53	14.45
9 Bob PETRIE	55	14.45
10 Lynette HILL	52	16.58

70 METRE SPRINT 15.7.1997

1 Ron SMITH	48	11.0
2 Jess BASHAM	53	11.4
3 Marie RAK	34	12.7

800 METRE HANDICAP 15.7.1997

		Clock	Actual
1 Simon TENNANT	30	3.49	2.29
2 Terry DUNN	59	3.50	3.05
3 John MONK	50	4.01	2.41
4 Colin THOMPSON	49	4.04	2.59
5 Glenn CLAIDEN	43	4.06	2.51

8 LAP HANDICAP 15.7.1997

		Clock	Actual
1 Kevin McLAUGHLAN	53	19.18	15.13
2 Graeme ROBERTSON	52	19.22	14.12
3 Wayne FERGUSON	35	19.39	13.59
4 John MONK	50	19.43	11.48
5 Al WILLEY	58	19.44	14.49
6 Glenn CLAIDEN	43	19.44	12.19
7 Ron SMITH	48	19.55	16.25
8 John DANIEL	48	19.59	12.34
9 Bob PETRIE	55	20.05	13.10
10 Murray HUTCHISON	48	20.05	12.05
11 Peter McGUIRE	49	20.06	18.11
12 Colin THOMPSON	49	20.10	13.45
13 Alison THOMPSON	44	20.34	15.59
14 John YATES	69	20.38	16.56
15 Simon TENNANT	30	20.43	13.53
16 Barrie WICKS	57	20.50	15.50
17 Karen TRAVILL	41	20.55	15.45
18 Edie CAMERON (Walk)	46	20.58	20.58
19 Jess BASHAM	53	21.19	19.04
Jan WATSON (9Laps)	50	21.21	21.21

1 OR 3 KM WALK 22.7.1997

1 Km:

1 Norm CAMERON	52	7.11
----------------	----	------

1 OR 3 KM WALK 22.7.1997 Contd.

3 Km:

1 Tony JOHNSON	57	16.17
2 Alison THOMPSON	44	16.54
3 Celia JOHNSON	49	17.23
4 Terry DUNN	59	18.21
5 Barrie WICKS	57	18.42
6 Tina BAARSLAG	64	19.54
7 Jan WATSON	50	20.00
8 Edie CAMERON	46	20.08
9 Graeme ROBERTSON	52	20.32
10 Colin THOMPSON	49	20.32
11 Kevin McLAUGHLAN	53	21.49
12 Bob PETRIE	55	22.20
Lynette HILL (6.5 Laps)	52	22.03

70 METRE SPRINT 22.7.1997

1 Ron SMITH	48	8.3
2 Jess BASHAM	53	8.8
3 Marie RAK	34	9.6

1500 METRE RUN 22.7.1997

1 Neil McKERN	50	5.03
2 Colin PAGE	43	5.04
3 John MONK	50	5.12
4 Glenn CLAIDEN	43	5.13
5 Colin THOMPSON	49	5.55
6 John TEGGELOVE	52	6.00

100 METRE SPRINT 22.7.1997

Heat 1:

1 Jess BASHAM	53	16.7
2 Marie RAK	34	17.6
3 Jan WATSON	50	20.5

Heat 2:

1 Colin PAGE	43	13.9
2 Terry DUNN	59	15.3
3 Ron SMITH	48	15.7
4 John MONK	50	16.0

12 LAP RUN 22.7.1997

1 Colin PAGE	43	17.08
2 Rod MASON	43	17.26
3 Jim INGHAM	51	17.52
4 Murray HUTCHISON	48	18.14
5 John MONK	50	18.27
6 Glenn CLAIDEN	43	18.35
7 Ray MERIDA	53	18.57
8 David WEAR	50	19.18
9 Peter LEIGH	60	19.36
10 Tony JOHNSON	57	20.43
11 Neil GRIFFIN	51	21.12

RESULTS FROM CROYDON VENUE - JULY 1997

12 LAP RUN 22.7.1997 Contd.

12 Bob PETRIE	55	21.13
13 Colin THOMPSON	49	21.19
14 Wayne FERGUSON	35	21.31
15 Karen TRAVILL	41	21.50
16 John TEGGELOVE	52	21.51
17 Norm CAMERON	52	22.01
18 Cec McKEOWN	57	22.23
19 Al WILLEY	58	22.48
20 Graeme ROBERTSON	52	22.56
21 Ron BOYNE	63	23.00
22 Celia JOHNSON	49	23.03
23 Kevin McLAUGHLAN	53	23.14
24 Lavinia PETRIE	53	23.22
25 Cindy FYSH	37	24.14
26 Alison THOMPSON	44	24.27
27 Ron SMITH	48	24.59
28 John KERR	68	27.37
29 John YATES	69	27.38
30 Jess BASHAM	53	29.04
31 Denise SCHOLLES-BR'N	54	29.04
Barrie WICKS (6 Laps)	57	12.10
Les CLARK (6 Laps)	66	14.33
Graeme BISHOP (8 Laps)	52	16.01
<u>4 LAP WALK 29.7.1997</u>		
1 Alison THOMPSON	44	8.54
2 Barrie WICKS	57	9.25
3 Terry DUNN	59	9.48
4 Jan WATSON	50	10.39
5 Colin THOMPSON	49	10.57
6 Pam RICHARDS	57	10.59
7 Cindy FYSH	37	11.53
8 Les CLARK	66	12.23
9 Graeme ROBERTSON	52	12.24
10 John RICHARDS	59	12.45
11 Lynette HILL	52	13.36
12 Frank TUTCHENER	69	15.00
13 Phyllis GOSBELL	59	15.00
<u>70 METRE SPRINT 29.7.1997</u>		
<u>Heat 1:</u>		
1 Terry DUNN	59	11.1
2 Marie RAK	34	11.9
3 Frank TUTCHENER	69	12.9
4 Jan WATSON	50	14.0
<u>Heat 2:</u>		
1 Simon TENNANT	30	9.6
2 Ron SMITH	48	11.1
3 John MONK	50	11.3

1200 METRE RUN 29.7.1997

1 John MONK	50	4.20
2 Glenn CLAUDEN	43	4.27
3 Colin THOMPSON	49	4.43
4 John TEGGELOVE	52	4.48
5 Ron SMITH	48	5.19
6 Bruce BULLED	41	5.27
7 Terry DUNN	59	5.38
<u>200 METRE SPRINT 29.7.1997</u>		
1 Simon TENNANT	30	26.8
2 Terry DUNN	59	32.3
3 Ron SMITH	48	34.8
4 Frank TUTCHENER	69	37.3
5 Marie RAK	34	38.4
<u>15 OR 25 LAP RUN 29.7.1997</u>		
<u>10 Laps:</u>		
1 Norm CAMERON	52	18.46
2 Barrie WICKS	57	19.29
3 Frank TUTCHENER	69	21.06
4 Phyllis GOSBELL	59	22.45
5 Les CLARK	66	22.58
6 Jan WATSON	50	25.39
<u>15 Laps:</u>		
1 Rob DREW	43	23.06
2 Ray MERIDA	53	23.44
3 Lavinia PETRIE	53	27.19
4 Wayne FERGUSON	35	27.24
5 Simon TENNANT	30	27.25
6 Graeme ROBERTSON	52	27.26
7 John TEGGELOVE	52	27.33
8 Lindsay HOPKINS	49	28.44
9 Alison THOMPSON	44	29.50
10 Bruce BULLED	41	31.15
11 Cindy FYSH	37	32.48
12 John YATES	69	34.35
13 Carol BUCKINGHAM	46	37.00
<u>25 Laps:</u>		
1 Colin PAGE	43	34.33
2 Rod NEAL	40	39.08
3 Glenn CLAUDEN	43	39.49
4 Andrew TUNNE	39	44.23
5 Colin THOMPSON	49	45.33
6 Al WILLEY	58	49.23
Peter McGUIRE (5 Laps)	49	10.16
Alan GREEN (20 Laps)	48	32.04

RESULTS FROM DONCASTER VENUE - JULY 1997

80 METRE SPRINT 2.7.1997

1 Brad BUICK	Inv	9.8
2 Gian PIANEZZOLA	Inv	10.1
3 Phil ROSEVEAR	47	10.6
4 Graeme ROSE	53	11.3
5 Tom LEONG	55	11.9
6 Astrid ROSE	53	12.9
7 Matthew BUI	Inv	12.9

400 METRE HANDICAP 2.7.1997

		Clock	Actual
1 Phil ROSEVEAR	47	75.8	65.8
2 Tom LEONG	55	78.9	72.9
3 Alan SINCLAIR	47	81.4	57.9
4 Gian PIANEZZOLA	Inv	81.5	58.5
5 Brad BUICK	Inv	82.5	59.5
6 Peter BLACK	51	84.5	84.5

1200 METRE RUN 2.7.1997

1 Graham KIPP	51	3.41
2 Alan SINCLAIR	47	4.01
3 Graham PHILPOTT	54	4.16
4 Jan BURROWS	47	5.10
5 Peter BLACK	51	5.29
6 Sandra KIPP	46	6.07
7 Nada REINPRECHT	44	6.32

2 KM RUN 2.7.1997

1 Jan BURROWS	47	8.56
Graham PHILPOTT (6 laps)	54	8.56

JAVELIN 2.7.1997

1 Astrid ROSE	53	30.36
2 Graeme ROSE	53	40.00

100 METRE SPRINT 9.7.1997

1 Phil ROSEVEAR	47	13.0
2 Graeme ROSE	53	14.1
3 Tom LEONG	55	14.7
4 Jill COOPER	58	15.4
5 Jim SHAND	59	16.2
6 Astrid ROSE	53	16.7

200 METRE SPRINT 9.7.1997

1 Phil ROSEVEAR	47	28.6
2 Graeme ROSE	53	30.0
3 Tom LEONG	55	31.0
4 Jim SHAND	59	31.4
5 Jill COOPER	58	33.9
6 Astrid ROSE	53	36.5
7 Christine GRIFFITHS	48	42.7

800 METRE RUN 9.7.1997

1 Sandra KIPP	46	3.42
2 Nada REINPRECHT	44	4.05
3 Christine GRIFFITHS	48	4.16
<u>3 KM RUN 9.7.1997</u>		
1 Neil SALVANO	45	12.24
2 Sheila MEYER	41	14.08
3 Christine GRIFFITHS	48	18.36
Graham KIPP (5.5 Laps)	51	7.39

SHOT PUT 9.7.1997

1 Graeme ROSE	53	12.19
2 Astrid ROSE	53	8.69
3 Tom LEONG	55	7.59
4 Jim SHAND	59	6.89
5 Sheila MEYER	41	5.05

80 METRE SPRINT 16.7.1997

1 Phil ROSEVEAR	47	10.4
2 Graeme ROSE	53	11.0
3 Tom LEONG	55	11.5
4 Astrid ROSE	53	12.9
5 Sheila MEYER	41	15.0
5 Christine GRIFFITHS	48	15.0

300 METRE SPRINT 16.7.1997

1 Phil ROSEVEAR	47	46.5
2 Tom LEONG	55	50.2
3 Graeme ROSE	53	53.3
4 Astrid ROSE	53	59.8
5 Christine GRIFFITHS	48	73.4

600 METRE RUN 16.7.1997

1 Sheila MEYER	41	2.25
2 Sandra KIPP	46	2.36
3 Christine GRIFFITHS (w)	48	4.05

4 KM RUN 16.7.1997

1 Neil SALVANO	45	17.05
2 Sheila MEYER	41	18.52
3 Christine GRIFFITHS	48	24.54
4 Les CATIONS	39	26.46
Jim SHAND (2Km Walk)	59	10.33

SHOT PUT 16.7.1997

1 Graeme ROSE	53	12.31
2 Astrid ROSE	53	8.70
3 Tom LEONG	55	7.55

80 METRE SPRINT 23.7.1997

1 Phil ROSEVEAR	47	10.9
2 Graeme ROSE	53	11.4
3 Anitta UGLITTA	Inv	11.6
4 Astrid ROSE	53	13.30

RESULTS FROM DONCASTER VENUE - JULY 1997400 METRE HANDICAP 23.7.1997

	<u>Clock</u>	<u>Actual</u>
1 Alan SINCLAIR	47	81.60 60.60
2 Phil ROSEVEAR	47	82.80 68.80
3 Graeme ROSE	53	85.50 79.50
4 Peter BLACK	51	86.50 86.50

800 METRE RUN 23.7.1997

1 Sandra KIPP	46	3.40
2 Nada REINPRECHT	44	4.02

2 KM RUN 23.7.1997

1 Graham KIPP	51	6.37
2 Peter BLACK	51	9.36

JAVELIN 23.7.1997

1 Graeme ROSE	53	43.00
2 Astrid ROSE	53	22.38

100 METRE SPRINT 30.7.1997

1 Phil ROSEVEAR	47	13.3
2 Graeme ROSE	53	14.0
3 Tom LEONG	55	14.6
4 Laurie Bale		15.7
5 Astrid ROSE	53	16.4

200 METRE SPRINT 30.7.1997

1 Alan SINCLAIR	47	27.3
2 Phil ROSEVEAR	47	28.3
3 Tom LEONG	55	30.5

4 LAP WALK 30.7.1997

1 Jim SHAND	59	13.14
2 Vic THIELE	74	13.14

SHOT PUT 30.7.1997

1 Graeme ROSE (6Kg)	53	12.25
2 Astrid ROSE (3Kg)	53	8.69
3 Tom LEONG (4Kg)	55	7.62
4 Jim SHAND (6Kg)	59	7.13

Frankston Vets Results

Frankston Venue

8000 Metre Run

	19-Jun-97	
1 Ian Muir	52	29.50
2 Alan Alderson	45	31.13
3 Roland Brickles	51	32.16
4 Leigh Wilson	51	33.07
5 Mick O'Ryan	47	33.30
6 George Symons	49	40.07
7 Peter Ellis	46	42.56

4000 Metre Run

	19-Jun-97	
1 Ray O'Connor	59	11.49
2 John Wallace	53	15.12
3 David Painter	54	15.30
4 Ken Whyte	50	16.01
5 Gordon Loughnan	44	19.27
6 Belinda Kirkham	30	20.55
7 Ronald Leggett	63	22.34

600 Metre Run

	19-Jun-97	
1 Trevor Rollinson	49	1.45
2 Peter Ellis	46	1.46
3 Charlie Mallia	48	1.59
4 Alan Alderson	45	2.15
5 Gordon Loughnan	45	2.20
6 Ron Leggett	63	2.59
7 Sandra Howarth	34	3.01

Frankston Venue

60 Metre Run+G26

	19-Jun-97	
1 Graeme Richards	51	7.78
2 Tom Gerrard	48	8.04
3 David Archer	35	8.44
4 Nicky Frey	35	8.71
5 Tony Nematic	45	8.75
6 Charlotte Wilson	72	9.06
7 Ray O'Connor	59	9.68
8 Nola Barrat	51	10.21

400 Metre Run

	19-Jun-97	
1 Ross Kent	55	60.91
2 Trevor Rollinson	49	61.75
3 Tom Gerrard	48	62.80
4 Tony Nematic	45	64.76
5 David Archer	35	66.05
6 Nicky Fey	35	67.37
7 Jimmy Thomson	70	69.89
8 Eddie Stack	63	72.48
9 Syd Elks	72	76.56

2000 Metres Run

	19-Jun-97	
1 Trevor Rollinson	49	7.10
2 Charlie Mallia	48	7.14
3 David Archer	35	8.56

Frankston Venue

2000 Metre Handicap Walk

19-Jun-97

	Estimated	Handicap	H Cap	Time	Actual	Place	Hcp	Act
Nola Barrat	14.00	4.10	17.29	13.19	1	6		
Barbara Strickland	63	15.50	2.20	17.57	15.37	3		10
Ruth-Mary Faulconbridge	59	15.30	2.40	17.57	15.17	3		9
Kathy Westthorp	35	12.00	6.10	17.58	11.48	5		2
Sandra Howarth	34	12.30	5.40	18.01	12.21	6		4
Sylvia Ross	54	15.50	2.20	18.02	15.42	7		11
Gwen Steed	54	11.15	6.55	18.10	11.15	8		1
Jim Strickland	66	14.30	3.40	18.13	14.33	9		8
Mary Elks	68	16.10	2.00	18.20	16.20	10		12
Syd Elks	72	13.00	5.10	18.22	13.12	11		5
Jean Leggart	61	13.20	4.50	18.25	13.35	12		7
Grace Smith	78	18.10	0.00	18.32	18.32	13		13
Janine Draper		18.10	0.00	19.33	19.33	14		14
Shirley Street		18.10	0.00	20.12	20.12	15		15

3200 Metre Run

26-Jun-97

1 Trevor Rollinson	49	11.33
2 Gary Anderson	45	11.40
3 Ian Muir	52	11.41
4 Alan Alderson	45	11.49
5 John Wallace	53	11.56
6 Mick O'Ryan	47	12.21
7 Gary Pearce	44	12.32
8 Rowland Brickles	51	12.35
9 Graham Bonnett	53	13.16
10 David Archer	35	13.50
11 George Symons	49	14.33
12 Lindsay Beaton	47	15.00
13 Gordon Loughnan	45	15.00
14 Peter Ellis	46	16.14
15 Belinda Kirkham	30	16.14
16 Ron Leggett	63	18.01
17 Pam Hornibrook	42	18.01

1600 Metre Run

26-Jun-97

1 Joss Monty	54	5.22
2 Ray O'Connor	59	5.30
3 Charlie Mallia	48	5.42
4 Ian Kraska	42	5.56
5 Lindsay Beaton	47	6.46

800 Metre Run

26-Jun-97

1 David Sheehan	50	2.22
2 Joss Monty	54	2.25
3 Trevor Rollinson	49	2.28
4 Ian Muir	52	2.35
5 Charlie Mallia	48	2.41
6 Alan Alderson	45	2.44
7 Mike Landman	40	2.46
8 Graham Bonnett	53	3.11
9 Lindsay Beaton	47	3.12
10 Gordon Loughnan	44	3.20
Peter Ellis	46	1.10
George Symons	49	1.26

100 Metre Run

26-Jun-97

1 Graeme Richards	51	13.03
2 Andy Loizou	39	13.50
3 Joss Monty	54	13.97
4 Nicky Frey	35	14.16
5 David Archer	35	14.29
6 Kathy Heagney	46	14.93
7 Ray O'Connor	59	16.37

2400 Metre Walk

26-Jun-97

1 Kathy Westthorp	35	15.17
2 Jack Kilfoyle	73	15.31
3 Syd Elks	72	16.04
4 Jean Leggett	61	16.39
5 Bevan Davis	68	17.45
6 Nerida Noyes	42	17.52
7 Jane Nidhell	43	17.55
8 Ken Walker	83	18.07
9 Jim Strickland	66	18.17
10 Ruth-Mary Faulconbridge	59	18.17
11 Ken Williams	66	19.40
12 Mary Elks	68	19.47
13 Grace Smith	78	22.39
14 Shirley Street	51	23.40
Jennie Hall	45	20.52

200 Metre Run

26-Jun-97

1 Graeme Richards	52	27.49
2 Nicky Frey	35	29.38
3 Kathy Heagney	46	30.73
4 Gordon Loughnan	45	39.42

Frankston Vets Results

Frankston Venue

<u>4000 Metre Run</u>	03-Jul-97		
1 Trevor Rollinson	49	14.18	
2 Ian Muir	52	14.20	
3 Gary Anderson	45	14.38	
4 Alan Alderson	45	14.57	
5 John Wallace	53	15.17	
6 David Painter	54	15.25	
7 George Symons	49	18.44	
8 Gordon Loughnan	45	19.52	
9 Ron Leggett	63	21.23	

3000 Metre Walk 03-Jul-97

1 Gwen Steed	54	16.56
2 John Hallo	43	17.26
3 Sandra Howorth	34	19.06
4 Jack Kilfoyle	73	19.11
5 Nola Barratt	51	19.40
6 Margaret Beaumont	59	19.41
7 Syd Elks	72	19.44
8 Jean Leggett	61	21.00
9 Ian Beaumont	61	21.55
10 Bevan Davis	68	22.19
11 Ern Walker	83	22.41
12 Anne Pollard	43	22.59
13 Jane Nuthall	43	23.04
14 Jim Strickland	66	23.45
15 Barbara Strickland	63	24.07
16 Mary Elks	68	24.10
17 Ken Williams	66	24.13

Frankston Venue

5000 Metre Run 10-Jul-97

1 Gary Anderson	45	18.30
2 Ian Muir	52	18.31
3 Alan Alderson	45	18.42
4 David Painter	54	19.42
5 Mike Landman	41	20.55
6 George Symons	49	23.08
7 Ron Leggett	63	26.08

3000 Metre Run 10-Jul-97

1 Joss Monty	54	10.57
2 Ray O'Connor	59	10.59
3 Ken Whyte	50	11.09
4 Charlie Mallia	48	11.32
5 Gary Meyer	42	12.11
6 Gordon Loughnan	45	14.10
7 Belinda Kirkham	30	16.14
8 Tony Nemerick	45	16.14

Frankston Venue

100 Metre Run 03-Jul-97

1 Joss Monty	54	13.07
2 Graeme Richards	51	13.14
3 Tony Nemerick	45	13.37
4 David Archer	35	13.51
5 Kathy Heagney	46	14.09
6 John Reid	70	15.43
7 Ray O'Connor	59	15.65
8 Angela Seers		17.00

300 Metre Run 03-Jul-97

1 Joss Monty	54	43.09
2 Tony Nemerick	45	45.28
3 David Nobbs	57	45.34
4 Peter Ellis	46	46.13
5 Kathy Heagney	46	46.83
6 Ray O'Connor	59	49.57
7 Eddie Stack	63	50.27

1000 Metre Run 03-Jul-97

1 Joss Monty	54	3.13
2 Charlie Mallia	48	3.23
3 Alan Alderson	45	3.26
4 Gordon Loughnan	44	4.04
5 Sandra Howorth	34	4.27
6 John Reid	70	4.27

2000 Metre Run 03-Jul-97

1 Ray O'Connor	59	7.03
2 Charlie Mallia	48	7.08
3 Ken Whyte	50	7.20
4 David Archer	35	7.55
5 David Nobbs	57	9.20
6 John Reid	70	10.18
7 Tony Nemerick	45	11.25
8 Denise Leggett	38	11.25

Frankston Venue

100 Metre Run 10-Jul-97

1 Ross Kent	55	12.78
2 Graeme Richards	51	12.80
3 Nicky Frey	35	13.78
4 Kathy Heagney	46	13.79
5 Tony Nemerick	45	14.59
6 Ray O'Connor	59	15.54

400 Metre Run 10-Jul-97

1 Ross Kent	55	1.02.22
2 David Nobbs	57	1.04.98
3 Kathy Heagney	46	1.08.38
4 Jimmy Thompson	70	1.09.02
5 Ray O'Connor	59	1.12.37
6 Tony Nemerick	45	1.25.84

Frankston Vets Results

Frankston Venue

<u>4800 Metre Run-H.Cap</u>	17-Jul-97	Est	Actual	Diff	<u>70 Metre Run</u>	17-Jul-97	
1 Ian Muir	52	17.45	17.26	-19	1 Tony Nemerick	45	9.55
2 Gary Anderson	45	18.00	17.50	-10	2 David Archer	35	9.62
3 Alan Alderson 1st	45	18.00	18.04	4	3 Nicky Frey	35	9.95
4 Ken Whyte 3rd	50	18.21	18.30	9	4 Ray O'Connor	59	11.03
5 David Painter	54	19.00	18.48	-12			
6 John Wallace	53	19.30	19.16	-14	<u>1200 Metre Run</u>	17-Jul-97	
7 Gary Meyer	42	20.00	19.16	-44			
8 Gary Pearce	44	20.08	19.28	-40	1 Ray O'Connor	59	4.06
9 Rowland Briddles	51	20.02	19.44	-18	2 Trevor Rollinson	49	4.06
10 Graham Bonnett 2nd	54	20.00	19.55	-5	3 Sue Kemp	43	6.00
11 George Symons	49	22.40	21.51	-49			
12 Gordon Loughnan	45	24.00	23.09	-51	<u>800 Metre Run</u>	17-Jul-97	

<u>300 Metre Run-H.Cap</u>	17-Jul-97	Est	Actual	Diff	1 David Nobbs	57	2.31
1 Tony Nemerick	45	46.02	43.93	-2.09	2 Tony Nemerick	45	2.59
2 Nicky Frey	35	44.00	45.19	1.12	3 Graham Bonnett	54	3.04
3 David Nobbs 3rd	57	44.70	45.20	0.50	4 George Symons	49	3.22
4 Trevor Rollinson 2nd	50	45.20	45.46	0.26	5 Gordon Loughnan	45	3.25
5 Peter Ellis 1st	46	45.80	45.92	0.12	6 Sandy Howorth	34	3.46
6 Ed Stack	63	51.30	49.29	-1.01	Peter Ellis	46	1.18

1600 Metre Walk-H.Cap 17-Jul-97

Est	Actual	Diff	1 John Hallo 2nd	55	9.00	8.56	-0.04
2 Gwen Steed	54	8.48	9.00	0.12			
3 Kathy Westhorp	35	10.00	9.40	-0.20			
4 Sandy Howorth	34	10.03	9.54	-0.09			
5 Jack Kilfoyle	73	10.12	10.07	-0.05			
6 Nola Barratt	51	10.15	10.24	0.09			
7 Nerisa Noyes	42	12.50	10.34	-2.16			
8 Jean Leggett	61	11.20	11.25	0.05			
9 Ern Walker	83	13.20	11.47	-1.33			
10 Jane Nuthall 3rd	43	12.00	11.53	-0.07			
11 Kees Zwynenburg 1st	68	12.09	12.07	-0.02			
12 Ken Williams	66	12.59	12.35	-0.24			

1600 Metre Run 10-Jul-97

1 Trevor Rollinson	49	5.10
2 Charlie Mallia	48	5.47
3 Tony Nemerick	45	7.43

Joss Monty	54	5.02
------------	----	------

600 Metre Run 10-Jul-97

1 David Sheehan	50	1.36
2 Trevor Rollinson	49	1.39
3 Joss Monty	54	1.43
4 Ian Muir	52	1.50
5 Allan Alderson	46	2.10
6 Gordon Loughnan	45	2.16
7 George Symons	49	2.21
8 Ron Leggett	63	2.37
9 Tony Nemerick	45	2.42

4000 Metre Walk 10-Jul-97

1 Gwen Steed	54	23.15
2 Kathy Westhorp	35	25.55
3 Jean Leggett	61	28.20
4 Nerisa Noyes	42	28.33
5 Jack Kilfoyle	73	28.52
6 Bevan Davis	68	29.53
Ern Walker	83	21.00

Frankston Venue

6000 Metre Run 24-Jul-97

1 Ian Muir	51	22.37
2 John Wallace	53	23.15
3 Alan Alderson	45	23.23
4 Leigh Wilson	51	24.53
5 Gary Meyer	42	25.00
6 George Symons	49	28.05

4000 Metre Run 24-Jul-97

1 Garry Anderson	45	15.00
2 Ray O'Connor	59	15.25
3 Gary Pearce	44	15.33
4 Rowland Brickles	51	15.46
5 Belinda Kirkham	30	17.39
6 Colin Kemp	45	19.35
7 Gordon Loughnan	45	19.52
8 Sue Kemp	43	21.24

2000 Metre Walk 24-Jul-97

1 Gwen Steed	54	11.30
2 Kathy Westhorp	35	12.22
3 Sandy Howorth	34	12.38
4 Jack Kilfoyle	73	12.55
5 Syd Elks	72	13.00
6 Margaret Beaumont	59	13.24
7 Jean Leggett	61	13.29
8 Ian Beaumont	61	14.19
9 Kees Zwynenburg	68	14.38
10 Ern Walker	83	15.48
11 Lindsay Beaton	47	16.20
12 Mary Elks	69	16.20

Frankston Venue

100 Metre Run 24-Jul-97

1 Marc Pittau	31	12.42
2 Graeme Richards	51	12.82
3 David Archer	35	13.69
4 Peter Ellis	42	14.06
5 Ray O'Connor	59	15.68
6 John Reid	70	15.71

200 Metre Run 24-Jul-97

1 Tony Nematic	45	27.95
2 Peter Ellis	46	28.33
3 David Archer	35	28.59
4 Graeme Richards	52	29.86
5 Eddie Stack	63	30.91
6 Ray O'Connor	59	31.84
7 John Reid	70	32.97

2000 Metre Run 24-Jul-97

1 Trevor Rollinson	50	7.03
2 Ian Kraska	42	7.43
3 Eddie Stack	63	8.30
4 John Reid	70	10.28

1000 Metre Run 24-Jul-97

1 Trevor Rollinson	50	3.51
2 Allan Alderson	46	3.51
3 Gordon Loughnan	45	4.14
4 George Symons	49	4.24
5 Sandy Howorth	34	4.49
6 Margaret Beaumont	59	5.21
7 Gwen Steed	55	5.21

1998

17th to 25th January, Oceania Games, Hawkes Bay, New Zealand. Jim Tobin NZ +64 6 844 5072. Entry forms available from Colin Browne 9874 2501.

Sunday, 8th February, VVACI Aquathon hosted by East Burwood venue, Dave Herbert.97580743

Sunday, 1st March, VVACI Pentathlon Championships, Duncan McKinnon Park, Murrumbidgee.

Saturday, 28th & Sunday, 29th March, VVACI Track & Field Championships, Duncan McKinnon Park Murrumbidgee.

Friday 10th to Monday 13th April, Easter, 1998 AAVAC National Veterans' Track & Field Championships Brisbane, QEII stadium, Nathan. QVAC

Sunday, 3rd May, VVACI & Ballarat Harriers Half Marathon Bungaree near Ballarat.

*Sunday, 24th May, VVACI Cross Country (10km) Yarra Bend Park, Clifton Hill.

*Sunday, 12th July, VVACI Road Race (10km) Bracside Park, Cheltenham.

Sunday, 9th to Saturday, 22nd August, World Masters Games, Portland, Oregon USA, Ambassador Holidays, 07 3229 6555

Sunday, 23rd August, VVACI Road Race (10 mile) Princes Park, Carlton.

VVACI Winter Weight Pentathlon, (Duncan McKinnon Park, Murrumbidgee).

Sunday, 13th September, VVACI Road Race (25km) Farnsworth Avenue, Footscray, along Maribynong River path.

VVACI Marathon, to be confirmed.

Saturday, 28th November, VVACI 10km Track Races, Knox track, off Rushdale Road, Scoresby.

* venues already booked

PARLOUF RELAY

Inter-venue Challenge

East Burwood

Thursday 20th November 1997

A great night is promised for everyone: sprinters, walkers, runners, spectators and pancake connoisseurs. The program will include a 2km nominate own time walk, a 1600m parlouf relay and a 10km parlouf relay followed by a fantastic pancake supper. Trophies or prizes for all events.

Please note that the 10km parlouf is no longer a race just for the competitive or elite runners who are solely focused on running the fastest time. The Fun Run Section allows for teams of five to run an aggregate distance of 10km to a nominated team time in a minimum of three rounds (i.e. each member must run at least three times). There is no need for Fun Run teams to do 100 x 100 metre sprints like most of the challenge teams.

The program and race rules will be available at your venue by October.

This is a great opportunity to get together with your fellow club mates to enjoy friendly competition and plenty of chat. So please mark the date in your diary and start training now.

SINGLETs SINGLETs SINGLETs SINGLETs SINGLETs

HAVE YOU GOT YOUR NEW MENS SINGLET YET?

IF NOT, . . . DO SO NOW.

RING ERIC GREAVES ON TELE. 9560 2971.

RESULTS FROM EAST BURWOOD VENUE - JULY

24/7/97 600M WALK Cont.

6 Dilys LAZZARO	44	4 40
7 B. KIRSCH	39	5 26
8 Audrey TUTCHENER	68	6 03
9 Frank TUTCHENER	69	6 05
10 Les CLARK	66	6 08

1000 METRES

1 Gordon STEPHEN	43	3 21
2 Doug PETROFF	55	3 22
3 John BELL	52	3 22
4 John HALL	50	3 31
5 Gerry CLARKE	21	3 40
6 Peter VINCE	49	3 45
7 Vin O'BRIEN	69	3 48
8 Leo WATSON	56	3 59
9 Frank TUTCHENER	69	4 04
10 Glenys PILLING	34	4 06
11 Lloyd NICHOLS	56	4 40
12 Tony MARTIN	69	4 44

2 x 200 METRES

1 Gordon STEPHEN	43	
Frank TUTCHENER	69	1 06
2 Doug PETROFF	55	
Doug ORR	74	1 08
3 Brian TAIT	55	
Rhonda KUNYIK	34	1 08
4 Don McMAHON	58	
Glenys PILLING	34	1 09

20 MINUTE TIME TRIAL

Peter VINCE	10 L	330 m
Doug PETROFF	10 L	330 m
Frank TUTCHENER	9 L	300 m
Tony MARTIN	9 L	300 m
Rodney FORD	10 L	300 m
Ron WILSON	10 L	250 m
John BELL	11 L	290 m
Joan THOMSON W	5 L	120 m
Brian TAIT	9 L	250 m
John HALL	11 L	290 m
Don McMAHON	10 L	40 m
John SUTTON W	6 L	100 m
Elaine RUTHERFORD	16 L	210 m
Les CLARK W	6 L	190 m
Don COX	10 L	50 m
Dilys LAZZARO W	6 L	300 m
Rhonda KUNYIK W	6 L	300 m
Barry THOMSON W	7 L	150 m
Karen THOMSON W	7 L	10 m
Marlene PETROFF	10 L	50 m
Alex HARRIS	10 L	-
Gerry CLARKE	10 L	-
Vin O'BRIEN	11 L	100 m

40 MINUTE TIME TRIAL

Ashley RYAN	25 L	20 m
Peter LEGET	21 L	200 m
Vic THIELE W	11 L	150 m
Graham EDWARDS	19 L	150 m
Jan BURROWS	21 L	175 m
Graham PHILPOTT	23 L	50 m
Coral MONK	21 L	50 m
Bob LEWIS	21 L	50 m

31/7/97 60 METRES

1 Andrew FRASER	55	8 64
2 Jeremy SHORT	46	9 34
3 Jenny FAWKES	39	10 03
4 Doug ORR	74	11 10

1500 METRE WALK

1 Barry THOMSON	60	9 22
2 Tina BAARSLAG	64	9 24
3 Bob LEWIS	68	9 24
4 Elaine RUTHERFORD	67	11 13
5 Phyllis GOSBELL	59	11 38
6 Alf HETHERTON		11 44
7 Dilys LAZZARO	44	11 45
8 Audrey TUTCHENER	68	15 00
9 Les CLARK	66	15 01
10 Frank TUTCHENER	69	15 03

1600 METRE RUN

1 Peter LEIGH	60	5 38
2 Doug PETROFF	55	5 49
3 Graham PHILPOTT	54	6 03
4 Jeremy SHORT	46	6 05
5 Vin O'BRIEN	69	6 16
6 Gerry CLARKE	64	6 35
7 Jenny FAWKES	39	6 51
8 Glenys PILLING	34	6 56

100 METRE HANDICAP H'Cap

1 Frank TUTCHENER	14m	14 57
2 Jenny FAWKES	8m	14 90
3 Doug ORR	12m	15 18
4 Glenys PILLING	13m	15 58

HEAT 2

1 Ken MILLSTEED	5m	13 13
2 Andrew FRASER	4m	13 80
3 Jeremy SHORT	3m	14 10
4 Brian TAIT	5m	14 53
5 Doug PETROFF	6m	14 81

3K WALK, 3/5K RUN

1 Peter LEIGH	60	11 33
2 Doug PETROFF	55	11 51
3 John HALL	50	11 55
4 Ken MILLSTEED	47	12 06
5 Ray VALLANCE	52	12 22
6 Gordon STEPHEN	43	13 18

RESULTS FROM EAST BURWOOD VENUE - JULY

3 K WALK, 3/5 K RUN Continued

7 Vin O'BRIEN	69	13 20		
8 Frank TUTCHENER	69	13 41	22 Coral MONK	49 22 07
9 Don COX	61	13 43	23 Jan BURROWS	47 22 29
10 Leo WATSON	56	14 10	24 Len MURRAY	48 22 43
11 Jenny FAWKES	39	14 20	25 Les CLARK W	66 22 55
12 Alex HARRIS	67	16 29	26 John CUNNINGHAM	52 23 08
13 Lloyd NICHOLS	56	16 41	27 Peter BATTRICK	54 23 15
14 Phyllis GOSBELL	59	17 03	28 Jack FREDRICKSON	58 23 32
15 Ewen WILSON	44	18 46	29 Gerry CLARKE	64 23 33
16 Ashley RYAN	43	18 51	30 Elaine RUTHERFD W	68 24 04
17 Rob BAULCH	49	19 39	31 Graham EDWARDS	62 24 30
18 Graham PHILPOTT	54	19 51	32 Vic THIELE W	74 25 56
19 Jeff COSTER	48	20 28	33 Audrey TUTCH W	68 29 43
20 Jeremy SHORT	46	21 59	34 Marlene PETROFF	55 31 11
21 Bob LEWIS	69	22 04	35 Cherie BALDWIN	45 31 12



Surf 'N' Sand Motel
PALM BEACH

25 Metres to Beach - Ocean Views

Modern, well equipped suites containing tea and coffee facilities, fans, colour TV, fridge, ensuite bathroom • Linen supplied

- Breakfast, toaster & gas BBQ available

SENIORS SPECIAL

\$210 * Per Double Per Week

\$38 * Per Double Mid Week

(*Off Peak Rates conditions apply)

Cnr 13th Avenue & Gold Coast Highway
Palm Beach 4221 Phone: (075) 5763 804

A GOOD PLACE TO STAY.
I'VE BEEN THERE.
ED.

RESULTS FROM EAST BURWOOD VENUE - JULY

3/7/97 80 METRES

1 John KORAUS	49	10	84
2 Brian TAIT	55	11	92
3 Don McMAHON	58	12	43
4 Andrew FRASER	55	13	41

1000 METRE WALK

1 Barry THOMSON	60	6	20
2 Tina BARRSLAG LEB	64	6	24
3 Bob LEWIS	68	6	25
4 Phyllis GOSBELL	59	7	20
5 Rhonda KUNYIK	34	8	40
6 Les CLARK	66	8	42
7 Tony MARTIN	67	8	43

800 METRES H'CAP

H'Cap	Clock
1 Kevin SOLOMON	1.06 3 18
2 Brian TAIT	0.35 3 20
3 Graham PHILPOTT	0.41 3 22
4 Ewen WILSON	1.08 3 24
5 Rob BAULCH	0.45 3 29
6 Lloyd NICHOLS	Scr 3 30
7 Gerry CLARKE	0.29 3 31
8 Jan BURROWS	0.15 3 31
9 Ken MILLSTEED	1.05 3 32
10 John HOLMES	1.08 3 37
11 Andrew FRASER	0.47 3 37
12 Glenys PILLING	0 20 3 38
13 Leo WATSON	0 30 3 38
14 Doug ORR	0 10 3 43
15 Alex HARRIS	0 20 4 34

250 METRES

1 Ken MILLSTEED	47	34	61
2 John KORAUS	49	35	47
3 Andrew FRASER	55	37	02
4 Brian TAIT	55	40	29

5 LAP WALK, 6/16 LAP RUN

1 Kevin SOLOMON	50	11	17
2 Doug PETROFF	55	12	14
3 Karen THOMSON W	18	12	28
4 Rob BAULCH	49	12	30
5 Dave HERBERT	56	13	25
6 Ron WILSON	60	13	32
7 Eric DAVIDSON	56	14	28
8 Richard PIESSE	54	14	48
9 John CUNNINGHAM	52	15	00
10 Bob LEWIS	69	15	46
11 Les CLARK W	66	16	06
12 Leo WATSON	56	16	07
13 Don McMAHON	58	16	08
14 Marlene PETROFF	55	16	13
15 John SUTTON W	54	16	26
16 One who didn't report in	17	11	
17 Joan THOMSON W	47	17	41

8/16 LAP RUN Cont

18 Graham PHILPOTT	54	24	59
19 Vin O'BRIEN	69	28	14
20 Ray VALLANCE	52	28	14
21 Jan BURROWS	47	30	47
22 Bob BATEMAN	67	31	28
23 Coral MONK	49	33	03
24 Peter BATTRICK	53	33	03
25 Tony MARTIN	69	33	04

10/7/97 70 METRES

1 Andrew FRASER	55	9	42
2 Brian TAIT	55	9	83
3 Don McMAHON	58	10	16
4 Jenny FAWKES	39	11	45

HEAT 2

1 Richard TREMBATH	55	9	54
2 Peter VINCE	49	10	29
3 Someone else		10	77
4 Norm KEITH	70	11	35

800 METRE WALK

1 Barry THOMSON	60	4	53
2 Rhonda KUNYIK	34	6	36
3 Tina BAARSLAG LEB		6	36
4 Ken NICHOLLS	66	6	58
5 Les CLARK	66	6	58

1200 METRES

1 Kevin SOLOMON	50	3	30
2 Doug PETROFF	55	4	12
3 Jeremy SHORT	46	4	34
4 Peter VINCE	49	4	36
5 Gerry CLARKE	42	4	45

400 METRES H'CAP

H'Cap	Clock
1 Glenys PILLING	0.02 1 24
2 Jenny FAWKES	0.12 1 26
3 Richard TREMBATH	0.29 1 27
4 Gordon STEPHEN	0.26 1 28
5 Lloyd NICHOLS	0.02 1 28
6 Brian TAIT	0.25 1 30
7 Andrew FRASER	0.27 1 31
8 Norm KEITH	0.15 1 32
9 Doug PETROFF	0.22 1 33
10 Leo WATSON	0.17 1 33
11 Jeremy SHORT	0.22 1 35

6 LAP WALK, 12 LAP RUN N.O.T.

	Nom	Actual
1 Karen THOMSON W	1430	16 21
2 **Ewen WILSON	1630	16 34
3 Tina BAARSLAG W	1745	16 48
4 Les CLARK	2000	17 43
5 John SUTTON W	1955	19 55
6 Jeremy SHORT	2010	19 46

RESULTS FROM EAST BURWOOD VENUE - JULY

6L WALK 12L RUN N.O.T. Cont

	Nom	Actual
7 John HALL	2010	19 49
8 Ken NICHOLLS W	2400	20 00
9 Ray VALLANCE	2020	20 08
10 John BELL	2200	20 42
11 Rhonda KUNYIK W	2185	20 54
12 Doug PETROFF	2016	21 17
13 Coral MONK	2147	21 20
14 Vin O'BRIEN	2248	21 20
15 Barry THOMSON W	2100	21 39
16 Peter VINCE	2100	22 13
17 Eric DAVIDSON	2245	22 17
18 John CUNNINGHAM	2230	22 36
19 **Jenny FAWKES	2250	22 59
20 Richard PIESSE	2355	23 16
21 Geny CLARKE	2300	23 32
22 Don McMAHON	2400	23 55
23 Marg DUGUID	2302	24 26
24 Marlene PETROFF	2450	24 34
25 John KERR	2500	25 44
26 Cherie BALDWIN	2510	26 56
27 Peter BATTRICK	2500	26 57

17/7/97 110 METRES

1 Brian TAIT	55	14	44
2 Andrew FRASER	55	14	98
3 Don McMAHON	58	15	58
4 Jeremy SHORT	46	16	09
5 Doug ORR	74	19	12

1200 METRE WALK

1 Barry THOMSON	60	7	40
2 Bob HENDERSON	50	8	26
3 Tony MARTIN	69	9	11
4 Vic THIELE	74	9	28
5 Ken NICHOLLS	66	9	58
6 Rhonda KUNYIK	34	10	15
7 Dilys LAZZARO	44	10	17
8 Audy TUTCHENER	68	11	32
9 Frank TUTCHENER	69	11	33
10 Bernadette KIRSCH	39	12	11
11 Sam DEFANIS	48	12	11
12 Les CLARK	66	12	11

1500 METRE HANDICAP

H'Cap	Clock
1 Glenys PILLING	0 30 6 54
2 Vin O'BRIEN	1 15 7 08
3 Jeremy SHORT	1 20 7 17
4 Geny CLARKE	1 00 7 19
5 Doug PETROFF	1 45 7 19
6 Leo WATSON	0 55 7 31
7 Peter VINCE	1 50 7 38
8 Tony MARTIN	0 45 7 49

300M NOMINATE OWN TIME

	Nomin	Actual
--	-------	--------

Heat 1

1 Gordon STEPHEN	44.8	43 30
2 Ashley RYAN	0 45	44 17
3 Andrew FRASER	0 44	45 53
4 Brian TAIT		46.2 46 37
5 Jeremy SHORT	0 52	51 97
6 Doug ORR	0 57	59 75

Heat 2

1 Doug PETROFF	0 59	51 83
2 Leo WATSON	1 00	57 68
3 Glenys PILLING	1.08	62 60
4 Tony MARTIN	1 30	72 37

7 LAP WALK, 15/25 LAP RUN

1 Gerry CLARKE	75	18	47
2 Tina BAARSLAG W	64	19	15
3 Barry THOMSON W	60	20	02
4 Dilys LAZZARO	44	22	49
5 Vic THIELE W	74	23	10
6 Ken NICHOLLS W	66	23	31
7 Frank TUTCHENER	69	26	05
8 Peter VINCE	49	26	17
9 Jeremy SHORT	46	26	40
10 Dave HERBERT	56	26	54
11 Vin O'BRIEN	69	27	00
12 Audrey TUTCH W	68	27	00
13 Les CLARK W	66	27	01
14 Sam DEFANIS W	48	27	02
15 Ron WILSON	60	27	34
16 John CUNNINGHAM	52	28	21
17 Peter BATTRICK	54	28	23
18 Doug PETROFF	55	29	54
19 Bob LEWIS	69	30	28
20 Don McMAHON	58	30	41
21 Marlene PETROFF	55	31	33
22 Rob BAULCH	49	41	15
23 John BELL	52	41	49
24 Ashley RYAN	42	43	27
25 Ray VALLANCE	52	43	23
26 Tony MARTIN	69	51	25

24/7/97 50 METRES

1 Brian TAIT	55	7	22
2 Don McMAHON	58	7	76
3 Peter VINCE	49	8	06
4 Doug ORR	74	9	53

600 METRE WALK

1 Barry THOMSON	60	3	31
2 Tina BAARSLAG LEB	64	3	34
3 Elaine RUTHERFOR	67	4	10
4 Tony MARTIN	69	4	30
5 Rhonda KUNYIK	34	4	36



THURSDAY 10 JULY

37 runners enjoyed a perfect, but cold, running night. Everybody wanted to run in the 5K EAT [or was busy with dinner preparation] so runners were required to run an extra 100M to the clubrooms & record their own times. BOB[M60] won the men's trophy & KATE[W50] the ladies'. The 800M included 1 lap walk with competitors able to choose which lap [of the two] they walked. NEVILLE prepared an Italian meal, ably assisted by LYNLEY & BEV. Thanks to the dish washers.

THURSDAY 17 JULY

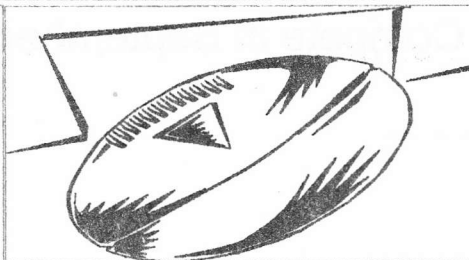
Those few who were not enjoying a break on the Gold Coast faced light drizzle tonight. A quiet night with all the rowdy ones whooping it up on the Gold Coast - 29 runners. We postponed the 800M "Speed for Age" until the tourists return. Those charming[?] kids are conning us for a start & then romping away from their competitors. But BERNIE[M60] done out of a Bronze third place by LEO[M13] in the 200M had no excuse - all started even. The 10K runners took pity on the Manager & sent him inside out of the cold & recorded their own times - ta.

= PB this venue, this year

			THURS			1 lap walk + 1 lap run	5K EAT[+100M] Actual[+- Secs]	THURS						
			70M	150M				100M	200M	800M	5K or 10K	Laps		
CORNALL	Heather	F35												Laps
BAMFORD	Vicki	F40												dnf -stitch
RUELLOT	Dominique	F40				5.16								
GRIFFITHS	Christine	F45		30.74		4.55	34.36[+266]							
SOUTHAM-SAHIN	Sue	F45				5.17	28.10[+130]							25.16
BRAIN	Glenyse	F50					36.00[-60]							Laps
ROBOTHAM	Kate	F50					30.47[+47]							29.42
CASSIDY	Margaret	F50												Supper
CAR	Bev	F55					39.40[+160]							37.34[W]
DALGLEISH	Barb	F60												47.38[10K]
VILLEGAS	Rey	M30					10.32 -- 2.4K							23.10
CALDWELL	Jeff	M35		11.2	24.21	3.59	24.46[+46]							24.07
NORRIS	Daniel	M35		11.87	26.83	4.11	24.00[-30]							
JORDAN	Andrew	M35					20.22[+32]							
KELLY	Mark	M35												21.22
SKIPWORTH	William	M35												21.14
CATIONS	Les	M35					36.45[+122]							
RADEMAKER	Fred	M40					11.31 --- 3K							
MUSCAT	Mario	M40					24.45[+45]				3.28.44			24.07
STAUNTON	John	M40												17.56
CARTER	Ken	M40		15.9	34.31	5.42				18.60	40.22	4.11.45		42.11
GIBBS	Bruce	M45		9.95	21.88	4.18				14.07	28.75	3.08.26		
CORNALL	Ian	M45					27.43[+43]							28.49
WALSHE	Geoff	M45					20.53[+53]							20.52
MARTIN	Denys	M45												21.35
MARSH	Trevor	M45					19.45[+78]							
PROUDFOOT	Gordon	M50												36.51[8K]
HARBERT	Ray	M55					23.12[+102]							
RYAN	Bill	M55				4.26	24.31[+41]							
GOGGIN	Bernie	M55				4.43	26.57[+27]				44.24	3.56.11		53.21[10K]
CHARLTON	Bob	M60					27.42[-8]							
BURROWES	Gordon	M60												STARTER
WILSON	Neville	M65					24.05[+35]							37.36[8K]
ELLIS	John	M70												19.30[4 laps W]

The 1997 Victorian Vets Venue Premiership

Kick a goal for your Venue in September.





THURSDAY 26 JUNE

Liquid fog this week for 23 competitors - a light drizzle that increased in intensity but not in droplet size as the night progressed. The final gun to end the 30min Time Trial created some confusion as it went off at 29mins. VONDA, doing the count said 28.29, GORDON, holding the gun, heard 28, then 29 & then 29.35 etc. - blame it on the ear-muffs. You wouldn't believe how many of the runners were just about to run their best lap or their PB when cut short by the 29min gun !!!!! Almost the whole field for the 800M under 3.300 tonight - BOB[M60] nearly cracked the 3min - a 72% performance as measured by the WAVA Age Graded standards.

THURSDAY 3 JULY

A cold, still night for 39 & the beginning of the "July experiment". 3 teams of 5 fought out the Coach's Parlour - 12x100M for each runner, 6K for the team. Yellow team = 17.03, Green team 17.18 & Blue team 18.46. Congrats to all those who fronted up for more in the rest of the VET's program; KEN[M40]BRUCE[M45] DANIEL[M35] CHRISTINE[F45]IAN[M45] JEFF[M35] BEV[W55] ANDREW[M35] WILLIAM[M35] MARK[M25]. BERNIE[M60] showed the benefits of all those runs around Buck Palace & other strange places o/seas with a good 8K. Returnee BARB[F25] & sis-in-law ANGIE[F35] are showing good form.

= PB this venue, this year

			THURS				THURS					
			100M	200M	800M	30Min Time Trial Laps+Metres	Children's 100M#/cap	Coach's Parlour	200M	400M	4K	8K
WAKIM	Sharee	F30						GREEN				
CORNALL	Heather	F35									22.33	
GRIGG	Angie	F35							39.75		22.39	
BAMFORD	Vicki	F40										
MEYER	Sheila	F40							37.66		19.32	
MARSH	Lynley	F45				DNF						
GRIFFITHS	Christine	F45		41.90		8/320[W]		YELLOW	41.23		29.29	
GRIGG	Vicki	F45						GREEN				
SAUNDERS	Vonda	F55						BLUE				
CAR	Bev	F55						BLUE			30.24[W]	
DALGLEISH	Barb	F60				15/220						37.39
JORDAN	Andrew	M35										16.07
NORRIS	Daniel	M35	22.22	42.04	3.11.44			BLUE	36.06	1.25.18	22.33	
CALDWELL	Geoff	M35						YELLOW			21.05	
KELLY	Mark	M35				16/310					17.05	
SKIPWORTH	William	M35				17/300		GREEN			15.46	
CATIONS	Les	M35				9/340					27.52	
CARTER	Ken	M40	19.09	50.28	4.25.88	12/00		YELLOW	46.50	2.02.75	35.55	
RADEMAKER	Fred	M40				10L[DNF]					15.49	
STAUNTON	John	M40						YELLOW				
DeANGELIS	John	M40	12.32	25.91								
MUSCAT	Mario	M40			3.18.37	14/150					13.14	
WALSHE	Geoff	M45										37.39
CORNALL	Ian	M45						GREEN			21.00	
MARSH	Trevor	M45				Didn't know when to stop						30.36
GIBBS	Bruce	M45	14.16	30.74	3.06.29			BLUE	33.11			
OWEN	Mal	M50										
PROUDFOOT	Gordon	M50										35.43
GOGGIN	Bernie	M55							74.62	1.32.68		43.09
RYAN	Bill	M55		33.59	3.13.23	14/255					18.48	
CHARLTON	Bob	M60			3.03.43	13/260					20.48	
BURROWES	Gordon	M60										
DALGLEISH	Tom	M60									19.35	
GOODE	George	M65			3.44.34							
WILSON	Neville	M65				15/100						38.17
KELLY	Bryan	M7						GREEN				

A "USER-FRIENDLY" COMPETITION
 VVAAC - 1997
 VETS VENUE PREMIERSHIP
 Compete in September at your own venue.

GEELONG VENUE RESULTS**JULY 1997****3200 METRES 2/7/97**

Div. 1.		
Dave ELWARD	47	10:17
Steve COLE	29	10:22
Jeff WALKER	49	10:48
Ken LEWINS	49	10:56
Paul STEWART	37	11:10
Ron CAMPBELL	54	11:18
Stev MILLER	38	11:22
Gary GIBSON	44	11:22
Clive PAISLEY	46	11:27
Mark HEARSCH	34	11:34
Mike McAVOY	62	11:45
Neil MACDONALD	40	12:02
Gary MRRIMAN	40	12:21
Tom BLOOD	57	12:33
Horacio PEREIRA	46	12:49
Geoff MARSHALL	57	12:54

Div. 2.		
Mike PANCKRIDGE	35	11:48
Gary ELLIOTT	45	11:49
Malcolm EDDY	40	12:51
Tony ALSOP	55	13:13
Bob SEAMER	52	13:29
Chris COX	44	13:39
Alan FOOT	54	14:16
Brian WOODS	60	15:52

400 METRES		
Mark HEARSCH	34	58.19
Chris COX	44	1:22.20
Alan FOOT	54	1:23.65
Geoff MARSHALL	57	1:26.00

MILE 9/7/97

Div. 1.		
Kim HENDERSON	38	4:55
Dave ELWARD	47	5:04
Jeff WALKER	50	5:14
Mark HEARSCH	34	5:32
Mike McAVOY	62	5:42
Gary ELLIOTT	45	5:44
Phil VERNON	36	5:54
Neil MACDONALD	40	6:00
Tom BLOOD	57	6:17

Div. 2.		
Gary GIBSON	44	5:39
Malcolm EDDY	40	6:00
Geoff McDONALD	49	6:06
Bob SEAMER	51	6:16
Tony ALSOP	55	6:20
Monica MONSOUR	43	6:22
Steve DAVIES	36	6:23
Horacio PEREIRA	46	6:26
Geoff MARSHALL	57	6:28
Dale JENNINGS	59	6:52
Alan FOOT	54	7:01
Fred BARNETT	49	8:02
Peter DICKSON	57	8:14

1000 Metres

Div. 1.		
Paul SCHNYDER	45	2:40 (R)
Paul STEWART	37	2:52
Kim HENDERSON	38	3:00
John MOORE	46	3:00
Dave ELWARD	47	3:02
Mark HEARSCH	34	3:16
Gary ELLIOTT	45	3:27
Neil MACDONALD	40	3:44

Div. 2.		
Malcolm EDDY	40	3:34
Tom BLOOD	57	3:45
Dale JENNINGS	59	3:49
Horacio PEREIRA	46	3:51
Geoff MARSHALL	49	3:59
Geoff McDONALD	49	4:18
Bob SEAMER	51	4:18
Alan FOOT	54	4:18
Tony ALSOP	55	4:19
Peter DICKSON	57	4:51
Fred BARNETT	49	4:52

300 METRES		
Paul SCHNYDER	35	38.02 (R)
Mark HEARSCH	34	41.75
Mike McAVOY	62	48.29
Alan FOOT	54	54.80
Dale JENNINGS	59	59.30
Horacio PEREIRA	46	60.63
Fred BARNETT	49	72.62

2800 METRES 16/7/97

Div. 1.		
Paul STEWART	37	9:47
Clive PAISLEY	46	9:52
Mark HEARSCH	34	10:04
Michael PANCKRIDGE	35	10:13
Ron CAMPBELL	54	10:29
Neil MACDONALD	40	10:32
Horacio PEREIRA	46	10:52
Tom BLOOD	57	11:35

Div. 2.		
Malcolm EDDY	40	11:04
Bob SEAMER	51	11:26
Steve DAVIES	36	11:30
Tony ALSOP	55	11:37
Chris COX	44	11:38
Mike EDWARDS	44	12:10
Gary STRATTON	50	12:40
Geoff McDONALD	49	13:24
Alan FOOT	54	13:32
Brian WOODS	60	13:59
Patsy SALATHIEL	59	15:34

1500 METRES		
Mark HEARSCH	34	5:19
Malcolm EDDY	40	5:41
Horacio PEREIRA	46	5:41
Bob SEAMER	51	5:55
Chris COX	44	5:58
Steve DAVIES	36	6:04
Tony ALSOP	55	6:06

1500 METRES (Cont)

Mike EDWARDS	44	6:14
Alan FOOT	54	6:41
Brian WOODS	60	7:28

3000 METRES 23/7/97

Div. 1.		
Jeff WALKER	50	10:06
Paul STEWART	37	10:09
Clive PAISLEY	46	10:24
Ron CAMPBELL	54	10:38
Greg PARSONS	41	10:43
Michael PANCKRIDGE	35	11:02
Gary ELLIOTT	45	11:06
Neil MACDONALD	40	11:16
Phil VERNON	36	11:18
Horacio PEREIRA	46	11:34
Tom BLOOD	57	12:04
Bob SEAMER	51	12:10

Div. 2.		
Malcolm EDDY	40	11:52
Tony ALSOP	55	11:58
Steve DAVIES	36	12:23
Dale JENNINGS	60	12:30
Monica MONSOUR	43	12:42
Mark FARR	43	12:50
Alan FOOT	54	14:15
Phil GIRDLER	63	14:25
Brian WOODS	60	14:38
Patsy SALATHIEL	59	16:17

800 METRES		
Bob SEAMER	51	2:46
Dale JENNINGS	60	2:46
Horacio PEREIRA	46	2:54
Tony ALSOP	55	3:18
Alan FOOT	54	3:20
Brian WOODS	60	3:35
Patsy SALATHIEL	59	4:06

5000 METRES 30/7/97

Clive PAISLEY	46	18:20
John MOORE	46	18:21
Ron CAMPBELL	54	18:22
Michael PANCKRIDGE	35	18:50
Paul STEWART	37	19:23
Neil MACDONALD	40	19:55
Horacio PEREIRA	46	20:08
Reg QUELCH	49	20:32
Tom BLOOD	57	20:50
Malcolm EDDY	40	21:09
Bob SEAMER	51	21:15
Geoff McDONALD	49	21:18
Tony ALSOP	55	21:23
Steve DAVIES	36	21:28
Mark CAIRNS	34	21:41
Alan FOOT	54	23:32
Phil GIRDLER	63	24:50
Brian WOODS	60	25:50

3000 METRES		
Graeme WATKINS	40	9:33
Laurie BLAIR	37	12:33

300 METRES		
Keith HOWDEN	51	40.75 (R)
John MOORE	46	42.45
Mark CAIRNS	34	45.06
Horacio PEREIRA	46	58.78
Alan FOOT	54	59.79
Phil GIRDLER	63	70.59

ALTONA VENUE RESULTS.

Sunday 6th July 1997
Brimbank Park to E.J. Whitten Bridge

5 km.		
Cathy ORELLI	35	23.33
Graeme MURFETT	56	25.45
Lois JONES	58	26.17
Michael ORELLI	53	30.18
Heather MURFETT	56	31.30
Jack MacGLASHAN	66	33.09

Sunday 13th July 1997
Around Altona from Woodman's

7 km.		
John ORANGE	55	26.45
Michael RICHARDS	53	29.57
Cathy ORELLI	35	30.27
Lois JONES	59	34.56
Jack MACGLASHAN	66	43.43

3.5 km.		
Michael ORELLI	53	15.47
Lorraine WOODMAN	60	15.47
Susan MURPHY	Inv	17.02

Sunday 20th July 1997
The Strand Run, Williamstown.

10 km.			
Cathy ORELLI	35	42.04	P.B.
Michael ORELLI	53	46.45	

6 km.			
Graeme MURFETT	56	29.53	P.B.
Lois JONES	59	29.59	P.B.
Les JARRY	68	29.59	
Heather MURFETT	56	34.26	P.B.

3.4 km.			
Lorraine WOODMAN	60	20.11	

RESULTS FROM COLLINGWOOD VENUE

3.6.97

100 METRES - Heat 1

Gary NICHOLLS	41	13.52
Keith HOWDEN	51	13.90
Allan MURPHY	50	15.35
George RENNIE	55	15.90
Graeme PAUL	43	15.92

Heat 2

Guido SMOGLIAN	42	15.00
Mario MUSCAT	43	15.30
Rod BAYLEY	50	16.58
John MITCHELL	55	17.14
Mal BROWN	56	19.54

Heat 3

Brian WALSH	53	16.55
Liz MITCHELL	57	16.80
Don WARDEN	73	16.82
Jeanette HOWDEN	47	17.15

1600 METRES

Patrick KELLY	Inv.	4.54
Colin HEYWOOD	42	5.04
Ken DUXBURY	43	5.06
George RENNIE	55	5.15
Ken SENIOR	51	5.21
Westly WINDSOR	52	5.27
Guido SMOGLIAN	43	5.40
Graeme PAUL	43	5.46
Kyle MATHESON	55	5.58
Len HALLETT	47	6.05
Wasył DROSDOWSKY	46	6.08
Mal BROWN	56	6.10
Ian MORGAN	51	6.31
Tony MIOLA	47	6.32
Keith MOODY	53	6.33
John PEACOCK	60	6.37
Sheila MEYER	41	6.41
John MITCHELL	55	6.46
Peter BLACK	51	7.21
Graham HUNTINGTON	58	7.21
Murray DICKINSON	58	7.32
Liz MITCHELL	57	8.15
Heather JOHNSTONE	53	8.27
Melva BLACK	50	8.47

200 METRES - Heat 1

Keith HOWDEN	51	25.50
Gary NICHOLLS	41	25.94
Alan MURPHY	50	28.86
Westly WINDSOR	52	29.81
George RENNIE	55	30.12

Heat 2

Graeme PAUL	43	30.65
Greg LYNDON	39	32.25
Mario MUSCAT	43	32.54
Peter BLACK	51	34.42
Rod BAYLEY	50	34.80
John MITCHELL	55	36.80

Heat 3

Denise HARDMAN	47	33.80
Don WARDEN	73	36.15
Jeanette HOWDEN	47	36.74
Mike BOYLEN	57	49.00
Heather JOHNSTONE	53	53.80
Melva BLACK	50	53.82

3000 METRES

Westly WINDSOR	52	11.03
Graeme PAUL	43	11.15
Rod BAYLEY	50	11.22
Guido SMOGLIAN	42	11.40
Kyle MATHESON	55	11.42
Mal BROWN	56	11.44
John POCOCK	54	11.50
Len HALLETT	47	12.07
Ron YOUNG	66	12.52
Denise HARDMAN	47	13.44
Mario MUSCAT	43	13.49
Alan MURPHY	50	14.26
Mike BOYLEN	57	14.33
Murray DICKINSON	58	14.52
Stacey DELAHUNTY	25	15.00
Peter BLACK	51	15.45
Diane BRIMACOMBE	53	15.58
Rob WILSON	52	16.02
John NOONAN	54	16.03
Don WARDEN	73	16.34
Liz MITCHELL	53	16.44
Melva BLACK	50	17.01
Helen BROWN	56	17.01
Alan BURGOYNE	82	17.29
Sheila MEYER	41	18.50
Ray WALKER	73	19.11

5000 METRES

Tan GAINNEY	44	15.52
Colin HEYWOOD	42	17.28
PATRICK KELLY	Inv.	18.03
George RENNIE	55	19.24
Melinda WALSH	23	19.54
Len MURRAY	48	19.55
Gary BELL	43	20.24
Ray HARBERT	58	20.41
Jeff COSTER	48	20.48
Denis HOLDEN	44	20.50
Denny MARTIN	49	21.04
Brian WALSH	53	21.37
Wasył DROSDOWSKY	46	21.40
John PEACOCK	60	21.47
Keith LODGE	66	21.52
Ian MORGAN	51	21.58
Bill RYAN	56	23.05
John MITCHELL	55	23.44
Greg LYNDON	39	23.55
Christine GRIFFITHS	29	29.22
Heather JOHNSTONE	29	29.29
Carol RYAN	52	33.12
Julie RUSSELL	40	33.13
Les CATIONS	39	33.50

10.6.97

90 METRES

Gary NICHOLLS	41	11.10
Denise HARDMAN	47	13.10
Guido SMOGLIAN	42	14.63

1000 METRES

Patrick KELLY	Inv.	2.52.84
George RENNIE	55	3.08.07
Keith MOODY	53	3.18.20
Graeme PAUL	43	3.18.66

10.6.97 (Continued)

1000 METRES

Wasył DROSDOWSKY	46	3.23.18	
Barry BOYD	52	3.27.31	
Guido SMOGLIAN	42	3.31.04	
Jorge TORRICO	49	3.41.49	
Mal BROWN	56	3.41.94	
Len HALLETT	47	3.43.81	
Kyle MATHESON	55	3.44.78	
Tony MIOLA	47	3.50.33	
Ian MORGAN	51	3.52.81	
Bruce GIBBS	48	3.56.72	
Denise HARDMAN	47	3.57.37	
Carol RYAN	52	5.25.15	
Sheila MEYER	Walk	41	5.31.01

300 METRES

Gary NICHOLLS	41	40.23
Keith MOODY	53	47.29
George RENNIE	55	47.55
Jorge TORRICO	49	48.29
Guido SMOGLIAN	42	53.00
Don WILLIAMS	60	53.05
Barry BOYD	52	54.35
Denise HARDMAN	47	55.37
John PEACOCK	60	56.40

4 KM

Ken DUXBURY	43	14.03	
Patrick KELLY	Inv.	14.30	
Ted PAULIN	59	14.32	
Barry BOYD	52	14.45	
Col O'BRIEN	50	14.49	
Ken SENIOR	51	15.05	
Graeme PAUL	43	15.23	
Rod BAYLEY	51	15.27	
Melinda WALSH	Inv.	15.46	
George RENNIE	55	15.55	
Gary BELL	43	16.03	
Kyle MATHESON	55	16.05	
Jeff COSTER	48	16.11	
Mal BROWN	56	16.12	
Mike BOYLEN	57	16.17	
Ray HARBERT	58	16.31	
Brian WALSH	53	16.38	
Jorge TORRICO	49	16.41	
John PEACOCK	60	16.43	
Guido SMOGLIAN	42	16.51	
John POCOCK	54	16.58	
Keith LODGE	66	17.12	
Denis HOLDEN	44	17.13	
Len HALLETT	47	17.15	
Ian MORGAN	51	17.18	
Len MURRAY	48	17.21	
Peter JOHNSTONE	60	18.34	
Andrew HALLETT	Inv.	18.54	
Mario MUSCAT	43	18.56	
Peter BLACK	51	18.58	
Ann PAGE	37	19.03	
Denise HARDMAN	47	19.28	
Stacey DELAHUNTY	30	19.34	
John NOONAN	54	19.56	
Colin HEYWOOD	Walk	42	20.25
Rob WILSON	52	20.57	
Diana BRIMACOMBE	53	21.03	
Liz OKALYI	57	21.12	
Val MCLEOD	50	22.15	

RESULTS FROM COLLINGWOOD VENUE

4 KM - Continued

Heather JOHNSON	53	22.44
Christine GRIFFITHS	26	26.00
Les CATIONS	39	27.36

17.6.97

120 METRES HANDICAP

Don WARDEN	73	14.74	32M
Wasył DROSDOWSKY	46	15.17	12M
Peter BLACK	51	15.92	16M
Mario MUSCAT	43	16.19	15M
Denise HARDMAN	47	17.53	20M
Keith MOODY	53	17.75	10M

500 METRES

Keith MOODY	53	1.22.70
George RENNIE	55	1.23.30
Bruce GIBBS	48	1.28.60
Jorge TORRICO	49	1.29.58
Tony MIOLA	47	1.36.15
Barry BOYD	52	1.39.67
Denise HARDMAN	47	1.45.46
John PEACOCK	60	1.50.13
Liz MITCHELL	53	1.59.33

150 METRES - Heat 1

Keith MOODY	53	20.95
Ian MCLEOD	52	21.24
George RENNIE	55	21.52
Jorge TORRICO	49	22.09

Heat 2

Denise HARDMAN	47	24.25
Don WARDEN	73	25.35
Barry BOYD	52	25.99
Liz MITCHELL	53	26.72
John PEACOCK	60	27.01

2KM

Don MCLEAN	63	7.30
Wasył DROSDOWSKY	46	7.36
Len HALLETT	47	7.52
John PEACOCK	60	8.06
Ian MORGAN	51	8.10
Tony MIOLA	47	8.49
Denise HARDMAN	47	9.12
Murray DICKINSON	58	9.19
Peter BLACK	51	9.30
Graeme HUNTINGTON	43	9.30
Mario MUSCAT	43	9.42
Liz OKALYI	52	9.53
Diane BRIMACOMBE	53	10.12
Val MCLEOD	50	10.35
Alan BURGOYNE	83	10.53
Don WARDEN	73	10.54
Helen BROWN	56	10.56
Liz MITCHELL	53	11.20
Christine GRIFFITHS	26	12.00
Ray WALKER	73	12.25

4KM

Les CATIONS	39	27.04
-------------	----	-------

6KM

Barry BOYD	52	22.01
Denis O'HEHIR	43	22.46
George RENNIE	55	23.34
Graeme PAUL	43	23.36
Paul BAN	42	23.48
Jorge TORRICO	49	24.25
Rod BAYLEY	51	24.28

RESULTS FROM COLLINGWOOD VENUE

17.6.97

6KM - Continued

Kyle MATHESON	55	24.36
Mal BROWN	56	24.50
Ray HARBERT	58	25.04
Jeff COSTER	48	25.11
John POCOCK	54	25.12
Keith LODGE	66	25.49
Mario MUSCAT	43	28.50
Bill RYAN	56	29.34
John NOONAN	54	29.36
Gary BELL	43	32.24

24.6.97

70 METRES

Dennis O'HEHIR	43	11.41
Mario MUSCAT	43	11.41
Don WARDEN	73	12.11
Gary NICHOLLS	41	12.30

100 Metres

4 x 100 METRE RELAY

Paul BAN, Len HALLETT		
Bill RYAN, Wes WINDSOR	1.02.32	
Dennis O'HEHIR, Don WARDEN		
Wasył DROSDOWSKY, Stacey DELAHUNTY	1.03.55	
Gary NICHOLLS, Carol RYAN		
Mario MUSCAT, Barry BOYD	1.05.60	
Keith MOODY, Liz OKALYI		
Colin HEYWOOD, Diane BRIMACOMBE	1.08.40	

George RENNIE, Heather JOHNSTONE, Peter BLACK, Christine GRIFFITHS	1.09.56	
--	---------	--

200 METRES - Heat 1

Gary NICHOLLS	41	25.58
Dennis O'HEHIR	43	27.34
Paul BAN	42	27.75
Wasył DROSDOWSKY	46	30.11
George RENNIE	55	31.02

Heat 2

Bill RYAN	56	34.81
Keith MOODY	53	35.13
Don WARDEN	73	38.20
Christine GRIFFITHS	48	42.27

4 KM

Ken DUXBURY	43	14.36
George RENNIE	55	14.45
Keith LODGE 9 laps	66	14.54
Wes WINDSOR	53	15.09
Paul BAN	42	15.56
Gary BELL	43	16.06
Mal BROWN	56	16.07
Kyle MATHESON	55	16.23
Denis HOLDEN	44	16.36
Ray HARBERT	58	16.52
Gabby WORRELL	Inv.	17.00
Wasył DROSDOWSKY	46	17.15
Peter JOHNSTONE	60	18.34
Peter BLACK	52	18.43
Mario MUSCAT	43	18.49
Bill RYAN	56	19.28
John NOONAN	54	19.31
Stacey DELAHUNTY	30	19.55
Murray DICKINSON	58	20.05 W

Next page

4 KM - Continued

Diane BRIMACOMBE	53	21.14
Liz OKALYI	57	21.52
Heather JOHNSTONE	53	22.46
Rob WILSON	52	24.13
Russell SEVERINO	42	24.13
Les CATIONS	39	26.31
Carol RYAN	52	26.53
Christine GRIFFITHS	31.57	Walk

8 KM

Colin HEYWOOD	42	28.58
Barry BOYD	52	30.36
Dennis O'HEHIR	43	31.18
Jeff COSTER	48	33.36
John PEACOCK	60	35.31
Len HALLETT	47	35.58
Ron YOUNG	66	36.03

90 METRES

Gary NICHOLLS	41	11.42
Antek TORRICO Jr.	43	12.63
Mario MUSCAT	43	13.82
Jorge TORRICO	49	14.20
Don WARDEN	73	15.05
Liz MITCHELL	53	15.37
John MITCHELL	55	15.69

ONE MILE

Ken DUXBURY	43	5.11.43
Dennis O'HEHIR	44	5.15
George RENNIE	55	5.22.50
Paul BAN	42	5.28.61
Barry BOYD	53	5.42.04
Guido SMOGLIAN	42	5.47.04
Jorge TORRICO	49	5.52.06
Keith MOODY	53	6.10.25
John MEMORY	51	6.10.73
Mal BROWN	56	6.22.86
John MCBRIDE	46	6.28.07
John MITCHELL	55	6.56.66
Stacey DELAHUNTY	30	7.17.22
Liz OKALYI	57	7.59.25
Don WARDEN	73	8.25.30
Diane BRIMACOMBE	53	8.30.10
Christine GRIFFITHS	9.16.33	

300 METRES

Gary Nicholls	41	39.75
Keith MOODY	53	46.79
George RENNIE	55	47.55
Mario MUSCAT	43	55.75
John PEACOCK	55	58.00
Barry BOYD	53	59.52
Don WARDEN	73	61.09
Liz MITCHELL	53	62.00
Christine GRIFFITHS	73.20	

5000 METRES

RESULTS FROM COLLINGWOOD VENUE

3 OR 5 KM ESTIMATED TIME

George RENNIE	55	10.57	11.15	- 18
Dennis O'HEHIR	44	12.05	12.10	- 5
Mal BROWN	56	12.07	12.10	- 3
Jorge TORRICO	49	12.09	(No time)	
John PEACOCK	60	12.11	12.30	- 19
Graeme PAUL	41	12.49	13.15	- 26
Greg LYNDON	39	13.08	14.30	- 1.22
Peter JOHNSTONE	60	13.31	14.00	- 29
SheilaMEYER	41	13.58	14.00	- 2
Bruce GIBBS	48	14.20	(No time)	
Stacey DELAHAUNTY (W)	42	14.50	16.00	- 1.10
Diane BRIMACOMBE	53	15.40	(No time)	
Liz OKALYI	57	15.45	18.00	- 2.15
Val MCLEOD	50	16.19	17.00	- 41
Ian MCLEOD	52	16.20	17.01	- 41
Liz MITCHELL	53	16.35	25.10	- 8.35
Heather JOHNSTONE	53	16.44	17.00	- 16
Helen BROWN	56	17.02	18.37	- 1.35
Ray WALKER	73	19.51	19.00	+ 51
Christine GRIFFITHS	48	23.59	23.10	+ 49
Ted PAULIN	59	18.17	17.51	+ 26
Barry BOYD	53	18.35	18.19	+ 16
Paul BAN	42	19.54	19.36	+ 18
Rod BAYLEY	51	19.59	22.35	- 2.36
Garry BELL	43	20.27	20.50	- 23
Denis HOLDEN	44	20.33	20.17	+ 16
Len HALLETT	47	20.39	21.40	- 1.01
Keith LODGE	66	20.42	21.15	- 33
John MERORY	51	21.11	21.00	+ 11
Ron YOUNG	66	21.41	21.13	+ 28
John MCBRIDE	46	22.24	23.15	- 51
Russell SEVERINO	44	22.46	27.40	- 4.54
Rob WILSON	52	23.02	29.35	- 6.33
Bill RYAN	56	23.55	(No time)	
Denise HARDMAN	47	24.01	24.00	+ 01
Shirley YOUNG	67	24.03	23.05	+ 58
John MITCHELL	55	24.12	25.00	- 48
John NOONAN	54	24.27	29.30	- 5.03
Mario MUSCAT	43	24.28	23.50	+ 38
Les CATIONS	39	35.17	34.57	+20
8.7.97				
100 METRES				
Don WARDEN	73	17.88		
Keith MOODY	53	17.90		
Christine GRIFFITHS	48	18.88		
800 METRES HANDICAP				
Sheila MEYER	41	3.57.22	3.12.22	.4
Denise HARDMAN	47	3.58.70	3.13.70	.4
Mario MUSCAT	43	4.02.50	2.57.50	1.0
Mal BROWN	56	4.14.03	2.49.93	1.2
Wasył DROSDOWSKY	46	4.17.20	2.37.20	1.4
Christine GRIFFITHS	48	4.25.00	4.25.00	GO
Keith MOODY	53	4.26.72	2.31.72	1.5
George RENNIE	55	4.28.45	2.23.45	2.0
Ken DUXBURY	43	4.29.90	2.29.90	2.0
Bruce GIBBS	48	4.33.08	2.58.08	1.3
Barry BOYD	53	4.39.62	2.54.62	1.4
400 METRES				
Paul BAN	42	61.73		
Keith MOODY	53	68.47		
George RENNIE	55	69.72		
Bill RYAN	56	82.81		
Denise HARDMAN	47	87.56		
Don WARDEN	73	104.08		

RESULTS FROM COLLINGWOOD VENUE

8.7.97

4000 METRES

Col O'BRIEN	50	12.47
George RENNIE	55	15.33
Graeme PAUL	43	16.00
Keith LODGE	66	16.21
Garry BELL	43	16.38
Len HALLETT	47	16.40
Ray HARBERT	58	16.44
Mal BROWN	56	16.46
John PEACOCK	60	17.01
Wasył DROSDOWSKY	46	17.27
Russell SEVERINO	43	17.42
Andrew HALLETT	Inv.	18.07
Peter JOHNSTONE	60	18.44
Bill RYAN	56	19.20
Denise HARDMAN	47	19.48
Murray DICKINSON	57	19.51 W
Mario MUSCAT	43	20.29
Diane BRIMACOMBE	53	21.54
Heather JOHNSTONE	53	22.21
Don WARDEN	73	25.07
Christine GRIFFITHS	48	25.15
Les CATIONS	39	27.54
<u>10,000 METRES</u>		
Barry BOYD	53	39.20
Guido SMOGLIAN	42	39.42
15.7.97		
<u>120 METRES</u>		
Gary NICHOLLS	41	14.02
Keith HOWDEN	51	14.79
Michael MCVEIGH	Jnr	19.09
Kevin MCVEIGH	47	22.10
<u>1200 METRES</u>		
Chris GRIGG	41	3.38.97
Ken DUXBURY	43	3.47.35
Keith MOODY	53	4.06.31
Guido SMOGLIAN	42	4.06.64
Barry BOYD	53	4.11.35
Jorge TORRICO	49	4.15.49
Michael MCVEIGH	Jnr	4.23.30
Wasył DROSDOWSKY	46	4.31.46
Denise HARDMAN	47	5.10.43
Christine GRIFFITHS	48	8.30.25 W
Sheila MEYER	41	8.30.50 W
<u>200 METRES</u>		
Gary NICHOLLS	41	25.74
Keith HOWDEN	51	25.80
Paul BAN	42	29.50
Jorge TORRICO	49	31.82
Denise HARDMAN	47	36.40
Barry BOYD	53	40.45
Christine GRIFFITHS	48	42.86
<u>2000 METRES</u>		
Jorge TORRICO	49	7.42
Gary NICHOLLS	41	7.58
Wasył DROSDOWSKY	46	8.26
Sheila MEYER	41	9.19
Kate HARDMAN	Jnr	10.25
<u>4000 METRES</u>		
Denise HARDMAN	47	20.52
Christine GRIFFITHS	48	26.30
Les CATIONS	39	28.27

6000 METRES

Chris GRIGG	41	21.15
Ted PAULIN	59	22.08
Barry BOYD	53	23.09
Paul BAN	42	23.39
Graeme PAUL	43	23.54
Ken SENIOR	51	23.59
Rod BAYLEY	51	23.59
Keith LODGE	66	24.48
Ray HARBERT	58	25.09
Garry BELL	43	25.16
Guido SMOGLIAN	42	25.41
John POCOCK	54	25.47
Denis HOLDEN	44	25.52
Westly WINDSOR	53	25.55
Mike DAWKINS	34	27.16
Len HALLETT	48	29.01
Russell SEVERINO	44	30.01
Rob WILSON	52	30.01
John NOONAN	54	30.11
Mario MUSCAT	43	30.13
22.7.97		
<u>70 METRES</u>		
Gary NICHOLLS	41	8.66
Keith HOWDEN	51	9.50
Chris GRIGG	41	10.37
Guido SMOGLIAN	42	11.00
John HERBSHREIL	45	12.10
Christine GRIFFITHS	48	13.25
<u>600 METRES</u>		
Chris GRIGG	41	1.38.44
Denis O'HEHIR	44	1.47.91
Wasył DROSDOWSKY	46	1.49.18
Guido SMOGLIAN	42	1.50.26
Bruce GIBBS	48	1.58.46
Barry BOYD	53	2.07.59
John PEACOCK	61	2.12.00
Sheila MEYER	41	2.17.40
John HERBSHEIL	45	2.29.92
Christine GRIFFITHS	48	4.00.80 W
<u>300 METRES</u>		
Gary NICHOLLS	41	39.31 P.B
Keith HOWDEN	51	41.56
Paul BAN	42	44.18
Guido SMOGLIAN	42	49.73
John HERBSHEIL	45	62.83
<u>3 x 2 KM RELAY</u>		
<u>Team 4</u>		
BAN, PEACOCK, DROSDOWSKY		18.44
<u>Team 6</u>		
WINDSOR, BRIMACOMBE BELL		20.31
<u>Team 2</u>		
NICHOLLS, CATIONS HALLETT		21.29
<u>Team 7</u>		
SMOGLIAN, WILSON FULGENZI		21.30
<u>Team 5</u>		
PAULIN, MEYER SENIOR		21.59

RESULTS FROM COLLINGWOOD VENUE

Team 3

O'HEHIR, HARBERT DELAHAUNTY	22.26
<u>Team 1</u>	
GRIGG, GRIFFITHS BLACK	23.06

Team 8

BOYD, YEO, NOONAN 29.7.97	31.16
---------------------------	-------

110 METRES

Gary NICHOLLS	41	13.20
Frank DONNELLY	48	18.65
Don WARDEN	73	19.06

1600 METRES

Mike LETCH W/C	48	4.39.50
Ian GAINEY W/C	45	4.50.30
Ken DUXBURY	43	5.10.45
Paul BAN	42	5.26.37
Keith MOODY	53	5.38.40
Guido SMOGLIAN	42	5.39.74
Barry BOYD	53	5.44.34
Wes WINDSOR	53	6.02.90
Frank DONNELLY	48	6.37.55
Bill RYAN	56	6.46.31
Bruce GIBBS	48	6.51.57
Sheila MEYER	41	9.37.88 W
Christine GRIFFITHS	48	11.10.29 W

150 METRES Heat 1

Gary NICHOLLS	41	18.09
Keith MOODY	53	20.58
Mike DAWKINS	34	22.70
Frank DONNELLY	48	23.03
<u>Heat 2</u>		
Bill RYAN	56	25.10
Don WARDEN	73	26.08
Alison DROSDOWSKY	Inv.	27.65
Christine GRIFFITHS	48	28.36
Barry BOYD	53	29.96

3KM


Gary NICHOLLS	41	11.44
Len HALLETT	48	11.54
Wasył DROSDOWSKY	46	12.11
Andrew HALLETT	Inv.	12.56
Russell ROLLS	52	14.38
Peter BLACK	51	14.43
Graeme HUNTINGTON	59	14.43
Sheila MEYER	41	15.11
Diane BRIMACOME	53	15.40
Christine GRIFFITHS	48	17.04
Don WARDEN	73	17.58
Ray WALKER	73	19.01
Russell SEVERINO	44	20.00

5 KM

Mike LETCH W/C	48	15.38
Ian GAINEY W/C	45	15.45
Barry BOYD	53	18.43
Guido SMOGLIAN	42	19.21
Paul BAN	42	19.31
Westly WINDSOR	53	19.40

5 KM - Continued

Ken SENIOR	51	19.41
Keith LODGE	66	20.20
Gary BELL	43	20.38
Mike BOYLAN	57	20.54
Rod BAYLEY	51	20.58
John POCOCK	54	21.20
Ray HARBERT	58	21.23
Mike DAWKINS	34	22.12
Frank DONNELLY	48	23.42
Bill RYAN	56	23.59
Mario MUSCAT	43	24.39
John NOONAN	54	25.00
Rod WILSON	52	28.24



A Life on the Run

1933-1995

An Autobiography
by Jack Pennington
[Editor "The Veteran Athlete"
1974-1979]

Dedicated to John Gilmour
Foreword by Professor
Dick Telford

- *The Alternative to Lydiard
- *How the Champions Train
- *A History of Veteran Athletics
- *Cerutti Versus Stampf
- *Who Trained the Chinese Women In Canberra 1985?
- *An Experience in World War 2
- *30 photos including unpublished Bannister and Chataway May 6th 1954

For Coaches, Sports Science Students and Runners

Only from the Author

ACT - \$25
Interstate - \$30 (includes postage)

Orders to 24 Alberga Street, Kaleen, ACT, 2617

RESULTS FROM KNOX VENUE - JULY 1997

3 or 5 Kilm - 2/7/97

Age	Time
Inv.	11.17
49	11.17
52	14.25

5 Kilm

Rick ATKINS	36	18.02
Colin PAGE	43	18.03
David LEVERSHA	44	18.49
Dave SOMERS	39	18.55
Tom BOYD	32	19.00
Mick CARR	44	19.02
Milan STANISIC	42	19.12
John VARNEY	39	19.44
Brian MEE	59	19.46
Kevin FAGAN	54	19.51
Lyn LEVERSHA	44	21.11
David WEAR	50	21.30
Graham WHITE	51	23.35
Gerry CLARKE	60	24.16
Ivan ANDRIC	40	24.22
Jock CRAVANA	59	27.02
Kevin McLAUGHLIN	53	27.02

1600 Mts

Colin PAGE	43	5.07
Rick ATKINS	36	5.08
Dave SOMERS	39	5.18
Tom BOYD	32	5.27
David LEVERSHA	44	5.48
Gary STEWART	51	5.49
Ivan ANDRIC	40	6.13
Jock CRAVANA	59	7.16
Lyn LEVERSHA	44	7.39
Daralyn HODGE	27	8.32
Chris BADAWY	48	12.04

200 Mts

Rick ATKINS	36	26.91
Colin PAGE	43	27.45
Tim ASHMORE	Inv.	29.23
Tom BOYD	32	29.58
Mick CARR	44	29.92
John GREEN	52	33.03

Weather : Good no rain.

Rick and Colin made it a quinella in the 200 mts, 1600 mts and the 5 Kilm. Welcome Chris Badawy to Knox Vets. Good to have Kevin Fagan back after injury.

15-25-35 Min Time Trial - 9/7/97

15 Min.	Age	Laps
John GREEN	52	7L 240m
Dave SOMERS	39	10L 100m
Kevin McLAUGHLIN	53	7L 100m
Chris BADAWY	48	4l 100m
D. PATON	Inv.	5L 200m
Glenn CLAUDEN	43	9L 170m
25 Min.	Age	Laps
Noel FAIRBURN	36	13L 15m

Chas McRAE	64	13L 270m
Anne McPHERSON	40	13L 200m
Graeme LETICQ	42	17L 20m
Gerry CLARKE	42	15L
Ivan ANDRIC	40	18L 320m
35 Min.	Age	Laps
Shaun EXTON	37	21L 100m
Jock CRAVANA	59	16L 230m
Gary STEWART	51	16L 230m
Kevin FAGAN	54	21L 140m
David ROLFE	51	21L 150m
Bill LONG	40	21L 350m
Milan STANISIC	42	21L 260m
Tom BOYD	32	20L
Rick ATKINS	36	21L 300m
Mick CARR	44	22L 130m PB
David WEAR	50	20L 280m
Ashley RYAN	42	21L 320m
600 Mts	Age	Time
David SHEEHAN	50	1.35.32
Rick ATKINS	36	1.35.38
Tom BOYD	32	1.54
Chas McRAE	64	2.03
D. PATON	Inv.	2.21
Chris BADAWY	48	3.46

Weather: No rain after 7.00 pm

Rick in a P.B., edged out by David Sheenan in final hit ou for S.A. Games. No Sprints:

Three T.T. - 15 min. best David Somers in 10L 100 mts 25 Min. Graeme with 17L 20 mts. - 35 Min. Bill in 21L 350 mts. just from Ashley Ryan in 21L 320mts. PB to Mick.

10 Lap Spiral - 16/7/97

Age	H/C	Act. Time
Kevin McLAUGHLIN	53	19.11 17.55 Lap Short
Gerry CLARKE *	60	21.15 19.30
Bill LONG	40	21.48 15.38
Lyn LEVERSHA	44	21.55 17.30
Graham WHITE	51	21.55 17.19
David WEAR	50	22.03 16.38
Kevin FAGAN	54	22.06 16.36
David LEVERSHA	45	22.17 15.27
John GREEN	52	22.17 19.22
Anne McPHERSON	40	22.28 18.43
Mick CARR	44	22.35 16.00 PB by 25 sec
Glenn CLAUDEN	43	22.36 16.16
Rick ATKINS	36	22.46 14.31
Tom BOYD	32	22.53 16.03
Noel FAIRBURN	36	22.55 18.25 PB by 30 sec
Paul TWINING	48	23.04 15.04
Chas McRAE	64	23.04 18.14
Ron McKENNA	40	23.10 17.20
Burke RENOUF	25	23.16 16.16
Gary STEWART	51	23.16 17.46
Shaun EXTON	37	23.24 16.34
Jock CRAVANA	59	23.37 21.37
Peter MAGUIRE	49	24.56 24.30

*** WINNER**

RESULTS FROM KNOX VENUE - JULY 1997

1200 Mts - 16/7/97

Age	NOT Time	Act. Time
Rick ATKINS	36	3.45 3.46
Tom BOYD	32	3.55 4.03
Paul TWINING	47	- 4.14
David LEVERSHA	45	4.15 4.16
Glenn CLAUDEN	43	4.21 4.16
Ivan ANDRIC	40	4.28 4.25
David WEAR	50	4.30 4.26
Lyn LEVERSHA	44	5.15 4.51
Chas McRAE	64	5.00 4.56
Shaun EXTON	37	5.12 5.06
Gary STEWART	52	5.20 5.07
Gerry CLARKE	60	4.40 5.12

75 Sec. Estimate Distance

Age	Est. Time	Act. Time
Rick ATKINS	36	460m 484m
John GREEN	52	412m 416m
Ivan ANDRIC	40	410m 414m*
Tom BOYD	32	400m 422m
Mick CARR	44	460m 455m
Shaun EXTON	37	300m 352m
Gerry CLARKE	60	320m 332m

*** WINNER**

Trophy Night

Weather: Good

1200 NOT Rick and David both 1 sec out, David won on a Trivia Question, my rules!

75 sec. Est. Distance, Ivan 4mts outright winner from John N.A.V.

10 Lap Spiral. First over the line Kevin, alas 1 lap short. Trophy to Gerry, PB to Mick and Noel.

Hot Dogs went down very well thanks to Ivan and Carol !!

4-6-8 Kilm - 23/7/97

2 Kilm	Age	Time
Carol BUCKINGHAM	46	11.24
Peter MAGUIRE	49	10.33
4 Kilm	Age	Time
Brian MEE	59	15.47
Ivan ANDRIC	40	16.45
Lyn LEVERSHA	44	17.30
Shaun EXTON	37	17.34
Kevin McLAUGHLIN	53	19.14
Chris CALAMATTA	44	19.17
Ian UREN	46	19.17
Chas McRAE	64	21.28
Jock CRAVANA	59	21.29
Richard TODD	47	22.36
6 Kilm	Age	Time
David LEVERSHA	45	23.25
Glenn CLAUDEN	43	23.27
Rob DREW	43	23.29
Kevin FAGAN	54	24.18
Roy VALLONA	52	25.10

Graham WHITE	51	25.17
Daryl PETERSEN	46	26.50
Anne McPHERSON	40	27.00
Burke RENOUF	25	27.31
Ron McKENNA	40	27.31

8 Kilm

Paul TWINING	47	29.35
Bill LONG	40	31.13
Mick CARR	44	31.31
David ROLFE	51	32.04
Gary STEWART	51	33.07
Rick ATKINS	36	35.06
Tom BOYD	32	35.06
Noel FAIRBURN	36	36.08
Gerry CLARKE	60	38.44

2 Kilm

Rick ATKINS	36	6.48
Tom BOYD	32	6.55
David LEVERSHA	45	6.58
Shaun EXTON	37	7.00
Paul TWINING	47	7.03
Glenn CLAUDEN	43	7.13
Daryl PETERSEN	46	7.56
Anne McPHERSON	40	9.00
Ian UREN	46	9.04
Chris CALAMATTA	44	9.04
Graham WHITE	51	9.08
Brad CURTIS	33	9.13

3 x 200 x 10 Min.

John Green	52	
Chas McRAE	64	
Ron McKENNA	40	

8 Laps 40 Mts

Rick ATKINS	36	
Lyn LEVERSHA	44	
Mick CARR	44	

8 Laps 250 Mts

Ian UREN	46	
Tom BOYD	32	
Burke RENOUF	Inv.	

8 Laps 150 Mts

Weather: Excellent

2 Kilm 12 starters: Rick from Tom with next 3 very close 3 x 200 x 10 Min. Hard to get 3 teams, Lyn ready to run only 200 but was conned to make up a team, which came first in 8 Laps 250 Mts. (Poetic justice!!!) thanks to all runners.

4 Kilm - Best Brian 15.47. 6 Kilm - David L. in 23.25 jus from Glen and Rob. 8 Kilm - Paul getting back to his best

5 or 10 Kilm - 30/7/97

4 Kilm	Age	Time
John GREEN	52	18.58
Kevin McLAUGHLIN	53	19.44
Peter MAGUIRE	49	22.17
Les CLARK	66	23.04

RESULTS FROM KNOX VENUE - JULY 1997

5 Klm	Age	Time
Ron McKENNA	40	19.18
Lyn LEVERSHA	44	22.08
Chas McRAE	64	22.51
Noel FAIRBURN	36	22.55
Richard TODD	47	25.54
Heather MORRIS	44	36.44
Judy CORAM	47	41.20
5.2 Klm		
Kevin FAGAN	54	20.19
7 Klm		
Steve DUCKWORTH	44	32.00
8 Klm		
Robyn SPEERING	47	40.55
10 Klm		
Rick ATKINS	36	36.26
Graeme LETICQ	42	37.06
Dave LEVERSHA	45	38.25
Mick CARR	44	38.27 PB
Bill LONG	40	38.53
Tom BOYD	32	39.41
Brian MEE	59	40.02
Glenn CLAUDEN	43	40.12
Rob DREW	43	40.26
Dave ROLFE	51	40.29
Gary STEWART	51	40.39 PB
Graham WHITE	51	43.09 PB
Ivan ANDRIC	40	43.11
Anne McPHERSON	40	46.43

800 Mts			
Rick ATKINS	36	2.23	
Tom BOYD	32	2.24	
Noel FAIRBURN	36	2.40	
Ivan ANDRIC	40	2.45	
Glenn CLAUDEN	43	2.54	
Chas McRAE	64	3.05	
Graham WHITE	51	3.11	
400 Mts			
Rick ATKINS	36	1.03.9	
Noel FAIRBURN	36	1.04.78	
Tom BOYD	32	1.05.47	
John GREEN	52	1.11.86	
Mick CARR	44	1.15	
Chas McRAE	64	1.29	
Lyn LEVERSHA	44	1.30	
Weather:		Just Great	
800 Mts -		Rick from Tom after good runs in Devii Bend ½ Marathon.	
400 Mts -		Rick from Noel. Only 7 starters on a top night for running.	
5 Klm -		Ron McKenna from Kevin Fagan.	
10 Klm -		First six under 40 minutes, PB to Mick, Gary and Graham.	
Globe trotting at Knox,		this time Ian and Liz off to Canada and Alaska, have a great time.	
Chas			


**ENTRIES CLOSE - 7 November '97
LATE ENTRIES NOT ACCEPTED**

ENTRIES TO BE SENT TO -

Organising Committee
9th Oceania Veteran Games
P O Box 7144, Taradale
NAPIER 4030, NEW ZEALAND

Please allow adequate mailing time to ensure that your entry is received before the closing date - 7 November 1997.

A COPY OF YOUR BIRTH CERTIFICATE OR PASSPORT MUST ACCOMPANY YOUR ENTRY.



OCEANIA

9TH VETERAN GAMES

HAWKES BAY, NZ 1998

17 - 24 January

ENQUIRIES:

Distance events
Walk events
Weight pentathlons
Pentathlons

Eric Greaves 9560 2971
Peter McGrath 9807 5656
Astrid Rose 9836 2350
Clyde Riddoch 9754 8241

1998 OCEANIA VETERAN GAMES

The 9th OCEANIA VETERAN GAMES have been allocated to New Zealand and will be held in HAWKES BAY over the period 17-25 January 1998.

HAWKES BAY is on the east coast of the North Island of New Zealand and is easily accessible from Auckland, Wellington or Christchurch by plane, bus, train or by rental car. The Hawkes Bay region is noted for its agriculture and horticulture. Fruit is grown in abundance - so much so that the region is known as the "fruit bowl of New Zealand" and is equally famous for its wine. The infrastructure includes two cities (Napier and Hastings) each with populations of 55,000 and they are only 14km apart.

The "BAY" as a region is rich in history, culture and scenic attractions. The weather is often claimed to be the best in the country. Certainly the area is noted for its long, hot and dry summers.


The Games will feature a full track and field programme (including multi events) for men and women. In addition there will be a half marathon, cross country events and 10km road walks. All of this activity will be spread over a seven day period which will include at least one layday. All events will be split into the traditional five year age groups starting at age 40 for men and 35 for women. There will be events for preveterans who are defined as men aged 35-39 and women 30-34. There will be no qualifying standards. **Entry forms will be available in May 1997.**

The Games are primarily the regional championships for veteran athletes of the relevant Veteran Associations affiliated to the Oceania Association of Veteran Athletes (OAVA). These athletes have automatic right of entry. However veteran athletes from member countries of any of the other WAVA Regions around the world are welcome to compete but of course are not eligible to claim Oceania titles.

Good quality and reasonably priced accommodation with full facilities is readily available from a large number of motels in both Napier and Hastings. Other budget accommodation options will also be available.

For further information write to the Organising Committee at Box 7144 Taradale, Napier, New Zealand. Alternatively phone or Fax me at +64 6 8445072.

Jim Tobin
Chairman
Organising Committee



New Zealand Association of
Veteran Athletes Inc.

\$30 per head
BYO drinks
3 course meal
7 - 12 PM

VICTORIAN VETERANS'
ATHLETIC CLUB
ANNUAL

TICKETS
DOT BROWNE
9874 2501

DINNER DANCE

FRIDAY 14TH NOVEMBER, 1997
HAWTHORN RECEPTIONS

555 GLENFERRIE ROAD
HAWTHORN



SOUTHERN PENINSULA JULY RESULTS

SUNDAY 6TH.

THE GREENS BUSH CROSS COUNTRY RUN. 4.8 OR 9.7KMS.

2 LAPS - 9.7KM			1 LAP - 4.8KM		
Barry FRY	54	44:48	Rob HARRISON	46	23:38 PB
Dave APPLEBY	36	48:41 PB	Vasilis POLATIDIS	13	25:33
Sue SIMPSON	38	56:30	Ray OUGHTON	76	26:57
Stephan POLATIDIS	60	63:55	Doug HARRISON	13	27:20
Dennis ARDLEY	50	TOO FAST FOR CLOCK	Despina POLATIDIS	15	27:43
			Patricia HARRISON	48	47:58
			Lorraine ARDLEY	46	47:58

THIS WAS A GREAT DAY BACK IN 1951 AND WAS STILL A GOOD DAY THIS YEAR FOR A QUICK DASH THROUGH THE BUSH. ROB HARRISON TAKES AN INCREDIBLE 8 MINUTES 11 SECONDS FROM HIS PREVIOUS BEST, (who's been a lazy boy then?) AND DAVE APPLEBY, IN SERIOUS TRAINING FOR THE BURNIE TEN SLASHES 1 MIN 24 FROM HIS TIME OVER THE ARDUOUS COURSE.

SUNDAY 13TH.

^{BE} IT WAS A PERFECT MORNING FOR THE WHITECLIFFS CROSS COUNTRY RUN. SOON TO RENAMED THE "I HAD NO IDEA WHERE TO GO SO I TOOK A SHORT CUT RUN"
^ FIVE BRILLIANT PERFORMERS FOUND MORE SHORT CUTS THAN MOST TO EACH RECORD PBs IN THEIR EFFORT TO WIN THE HANDICAP TROPHY. LACHLAN McDONALD SHOWS HIS GOOD CROSS COUNTRY FORM FROM RECENT CHAMPIONSHIPS TO ROUND UP THE FIELD. NO DOUBT SINGING "AND ANOTHER ONE BITES THE DUST" AS HE GOES PAST. FIRST VET HOME WAS LORRAINE ARDLEY JUST AHEAD OF (DEB) DIANNE McGRATH & BARRY FRY WHO JUST COULDN'T BRING HIMSELF TO PASS.
KEN & JACKIE PUT OUT THE ARROWS BUT SOME MONKEY REMOVES THEM BEFORE THE RUN. CHAOS REIGNS

THE WHITECLIFFS 8.5KM CROSS COUNTRY RUN (SET TIME 54:00)

	AGE	HCP	CLOCK	ACTUAL	RESULT & USELESS COMMENT
Lachlan McDONALD	18	19:30	51:38	32:08	PB -3:55 1ST PLACE & TROPHY
Lorraine ARDLEY	46	1:30	52:54	51:24	PB -0:44 1ST VET & TROPHY
Dianne McGRATH	35	16:00	53:15	37:15	WHERE IS THE COURSE ??
Barry FRY	54	18:45	53:16	34:31	DON'T ASK ME I'M NEVER RIGHT
Stephan POLATIDIS	60	6:15	53:47	47:32	PB -0:14 WHERE IS KEN ?
Ken TAYLOR	51	8:15	54:00	45:45	PB -1:19 HELL, I RAN A PB!
Jackie TAYLOR	50	7:45	54:10	46:25	- I NEED MORE START.
Rob TAYLOR	28	17:40	54:20	36:40	- RUNNING BACK TO OLD FORM
David APPLEBY	36	18:00	55:08	37:08	PB -1:06 A GOOD PB DAVE.
Judy POLLOCK	56	10:15	55:37	45:22	- A VERY MEAN HANDICAPPER.
Vasilis POLATIDIS	13	15:15	56:27	41:12	- NO MORE EASY WINS FOR YOU
Sue SIMPSON	38	10:40	56:31	45:51	- I CAN REMEMBER WINNING.
Dennis ARDLEY	50	18:00	58:49	40:49	- I CAN'T.

SUNDAY 20TH.

SEVEN TEAMS, GROUP SEED & PICKED FROM THE HAT, CONTESTED THE CROSS COUNTRY RUN - RIDE - RUN EVENT AT TRUEMANS ROAD FOR THE PERPETUAL TROPHY.

COMPETITORS NOMINATED ONE LEG TOWARD THE TEAM AGREGATE BEFORE THE EVENT, THEN COULD DECIDE TO ONLY COMPLETE THAT LEG OR CONTEST THE WHOLE COURSE. SUE SIMPSON, DAVE APPLEBY AND ANNIE COMBINED BRILLIANTLY TO WIN THIS YEARS EVENT BY OVER THREE MINUTES. SUE & DAVE BOTH RAN WHILE ANNIE PROVIDED THE RIDE LEG, DAVE THOUGHT HIS MIDDLE LEG WOULD BE HIS BEST BUT THE GIRLS DECIDED IT WAS TOO SHORT (6km) AND LEFT HIM WITH THE FINAL RUN.

THE TRUEMANS ROAD RUN - RIDE - RUN CROSS COUNTRY EVENT.

TEAM	AGE	4KM RUN TIME	6KM RIDE TIME	4KM RUN TIME	NOMINATED LEG TIME	TOTAL TIME
1 - Sue SIMPSON	38	19:59	22:58	21:50	19:59	64:48
ANNIE	YOUNGISH	19:58	20:09	---	20:09	---
Dave APPLEBY	36	17:00	18:01	16:17	16:17	51:18 PB
TOTAL TEAM TIME - 57:15						
2 - Jackie TAYLOR	50	22:07	28:41	24:49	22:07	75:37
JULIE	YOUTHFUL	---	21:51	---	21:51	---
Graham ANGLISS	36	15:24	18:54	16:22	16:22	50:40 PB
TOTAL TEAM TIME - 60:20						
3 - Ray OUGHTON	76	21:40	---	---	21:40	---
Ken TAYLOR	51	---	18:55	---	18:55	---
Russ CHRISTIE	36	21:39	20:29	19:44	19:44	61:52
TOTAL TEAM TIME - 60:39						
4 - Despina POLATIDIS	15	19:27	22:25	---	19:27	---
Meredith RADFORD	36	25:08	23:34	---	23:34	---
Dennis ARDLEY	50	18:25	17:30	17:42	17:42	53:37
TOTAL TEAM TIME - 60:43						
5 - Vicky RADFORD	11	22:13	---	---	22:13	---
Stephan POLATIDIS	60	22:13	23:56	---	23:56	---
Robert TAYLOR	28	---	---	16:17	16:17	---
TOTAL TEAM TIME - 62:26						
6 - Alan RADFORD	46	16:53	21:56	18:41	16:53	57:30
Judy POLLOCK	56	19:28	22:58	20:14	22:58	62:40
Lorraine ARDLEY	46	---	---	22:40	22:40	---
TOTAL TEAM TIME - 62:31						
7 - Vasilis POLATIDIS	13	16:58	---	---	16:58	---
Daniel SIMPSON	13	---	19:55	---	19:55	---
Douglas HARRISON	14	---	---	16:55	16:55	---
TOTAL TEAM TIME - 53:48						

THE BOYS EXCLUDED THEMSELVES FROM THE RANDOM DRAW SO THEY COULD BE TEAM TERRIFIC AND TRY TO CLEAN US ALL UP. AND THEY UNFORTUNATLEY DID. SO I PUT THEM LAST ON THE RESULT LIST BECAUSE I'M A SPITEFUL OLD BA-MEREDITHS BIKE CAME A CROPPER WITH A BROKEN CHAIN DURING HER NOMINATED RIDE LEG, SO OPPONENT JACKIE TAYLOR HANDED OVER HER BIKE FOR MEREDITH TO COMPLETE THE LEG. JACKIE MADE HER WAY BACK TO THE CHANGE OVER POINT AND SELECTED ANOTHER BIKE FROM THE RACK, BUT WHAT LONG LEGS YOU HAVE DENNIS, AS JACKIE DISCOVERED THE PAIN (or pleasures) OF REACHING THE PEDALS ON A BIG! BOYS BIKE.

CONGRATULATIONS TO THE WINNING TEAM AND ALL THOSE WHO CHOSE TO COMPLETE THE ENTIRE COURSE. A TOUGH EVENT APPARENTLY MADE EASIER IF YOUR YOUNG, STRONG & FIT, AND ALTHOUGH MY TEAM FINISHED IN LAST PLACE I THINK WE WILL DO MUCH BETTER NEXT YEAR WITH SOME DEDICATED TRAINING AND A BETTER DRAW FROM THE HAT. THANKS MUCHLY TO JOHN SIMPSON (and Tass) WHO COMPLETED THE TRICKY TASK OF RECORDING EVERYONES SPLIT TIMES, COUNTING LAPS AND CALCULATING A WAY FOR HIS WIFE TO BE IN THE WINNING TEAM. WELL DONE JOHN.

SUNDAY 27TH.

CONDITIONS ARE GREAT FOR THE 10KM ROAD RUN, BEST PB TROPHY EVENT, AND THERE WAS NO SHORTAGE OF BEST TIMES WITH SIX PBs AND TWO PFs BEING FASTER THAN THEIR EXPECTED NOMINATED TIME.

PROLIFIC TROPHY COLLECTOR, LORRIANE ARDLEY, SNARES ANOTHER WITH A FANTASTIC 9 MINUTE 1 SECOND BEST TIME WITH BARRY FRY EARNING THE BLOKES AWARD FOR HIS 1:58 PB.

THE 10KM ROAD RUN - BEST PB TROPHY EVENT.

	PB	TIME		PB	TIME
Graham ANGLISS	36	38:25	Judy POLLOCK	56	46:00 49:09
Barry FRY	54	42:20 40:22 PB	Daniel SIMPSON	13	51:00 50:10 PB
David APPLEBY	36	41:34 40:34 PB	Sue SIMPSON	38	52:00 50:37 PF
Alan RADFORD	46	43:54 42:38 PB	Ken TAYLOR	51	52:11 53:20
Dennis ARDLEY	50	41:28 42:59	Jackie TAYLOR	50	55:16 53:46 PB
Dianne McGRATH	35	45:00 43:35 PF	Ray OUGHTON	76	50:26 55:48
Jeff JESSUP	45	40:00 44:19	Lorraine ARDLEY	46	68:06 59:05 PB

A TOP RUN FROM DANIEL SIMPSON WHO PACED MRS S FOR MOST OF THE WAY. THE "I'LL BEAT YOU IN BURNIE" BICKERING IS HOTTING UP BETWEEN DAVE & BARRY, WHILE DENNIS QUIETLY IMPROVES AND ALAN LOUDLY GRUMBLES OBSENITIES. THE GIRLS DON'T SEEM TO BICKER ABOUT RUNNING. (they must just save it for home)

REGARDS FROM US AT SOUTHERN PENINSULA

Victorian Veterans Athletic Club Inc

MARATHON

8:00 am Sunday 5th October 1997

The 1997 V.V.A.C. Inc Marathon will be held in conjunction with the Melbourne Marathon. This year marks the 20th Anniversary of the Melbourne Marathon

Enter with the Vic Vets for the price of a stamp. Enter with "Melbourne Marathon" as well, on their official entry form and send all monies to them

As it is a Club Competition medal event our Competition uniform is a requirement of entry. We will have our own team of marshals at the finish line to check all V.V.A.C. finishers and to note approx. finishing times to assist in the accurate processing of results and future Medal presentation recipients

Official Ausfit Events numbers are to be worn pinned to the V.V.A.C. Inc race uniform, displaying your Vet N^o and the red heart

Medals in each 5 year age division will be presented at our Annual Dinner Dance Friday 14th November 97 at Hawthorn Reception, 555 Glenferrie Road

Enter and participate as it is an excellent opportunity to promote our Club at a major sporting event

Race enquiries (03) 9318 3802 Rob Waters, President
Dinner Dance enquiries 9847 2501 Dot Browne, Hon. Sec

~~~~~ Good Luck and Good Running ~~~~~

Victorian Veterans Athletic Club Inc

**MARATHON**

Entry 1997

This is to confirm my entry in the 1997 V.V.A.C. Inc Marathon to be held Sunday 5th October 1997, in conjunction with the Active for Life Melbourne Marathon.

Name.....

Age at 5 October 97 .....

Address.....

P/code .....

Vet N<sup>o</sup>..... Telephone N<sup>o</sup> .....

Signed ....., Date .....

Remember to fill out the Official entry form and enclose monies to "Ausfit Melbourne Marathon"

Post this entry to .....  
V.V.A.C. Inc Marathon 4 Victory Street Mitcham 3132

# VIC VETS PREMIERSHIP VENUE SEPTEMBER 1997

## "A User-Friendly Competition"

Choose any three events

Compete at your own Venue

No Entry Fee

No Entry Form

All persons 30 years of age & over eligible

Compete in any three standard events at your own Venue during the month of September to score points for your Venue in the Premiership Venue competition.

At the end of September, your Venue Manager will send all results to the competition co-ordinator together with details of your age and sex.

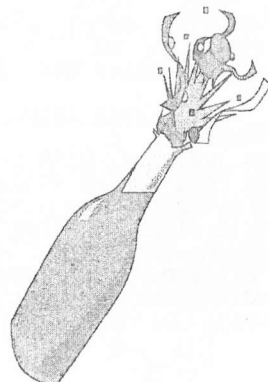
The co-ordinator will compare each result against the WAVA standards for your age and sex and calculate your personal percentage performance for each event.

Your three percentage performances will be averaged and the result ranked along with hundreds of others from your own and other Venues.

The Venue with the most rankings in the top third of the list will be declared the Premiership Venue and be entitled to display the Premiership banner.



**Presentation of  
Premiership Banner  
Annual Dinner Dance  
Hawthorn Receptions  
14 Nov 1997  
7pm to 12pm  
\$30/head  
3 course meal  
BYO drinks**



## RESULTS FROM SPRINGVALE VENUE

2-7-97

### 70 METRES RUN

|                   |     |      |
|-------------------|-----|------|
| 1. Marc PITTAU    | 31  | 8.9  |
| 2. Andy LOIZOU    | 39  | 9.6  |
| 3. Peter GILLETTE | 42  | 9.9  |
| 4. Ann HOLCOMBE   | 50  | 10.9 |
| 5. Juan PEREZ     | INV | 11.5 |

### 500 METRES RUN - HEAT 1

|                   |    |        |
|-------------------|----|--------|
| 1. Anthony DORAN  | 45 | 1.28.7 |
| 2. Bronwyn LOIZOU | 36 | 1.31.5 |
| 3. Andy LOIZOU    | 39 | 1.31.8 |
| 4. Lou BUCCIERI   | 41 | 1.34.6 |
| 5. Eddy STACK     | 63 | 1.35.1 |
| 6. Kevin ONLEY    | 63 | 1.58.1 |

### HEAT 2

|                   |    |        |
|-------------------|----|--------|
| 1. Brian HOLCOMBE | 51 | 1.26.4 |
| 2. Ann HOLCOMBE   | 50 | 1.26.9 |
| 3. Mick DAVIN     | 47 | 1.27.4 |
| 4. Peter GILLETTE | 42 | 1.30.4 |
| 5. Howard REES    | 49 | 1.32.3 |
| 6. Frank ALLEN    | 53 | 1.37.5 |

### 3KM RUN

|                    |    |       |
|--------------------|----|-------|
| 1. Eric GREAVES    | 49 | 9.59  |
| 2. Charles LEHNE   | 38 | 10.02 |
| 3. Neil GRAY       | 49 | 10.18 |
| 4. Paul WINTERTON  | 42 | 10.49 |
| 5. Tony BARRETT    | 48 | 10.57 |
| 6. Paul MULLINS    | 56 | 11.07 |
| 7. Bruce FERRIER   | 44 | 11.09 |
| 8. Denis PHILLIPS  | 55 | 11.29 |
| 9. Frank ALLEN     | 53 | 11.54 |
| 10. Bill HUGHES    | 64 | 12.12 |
| 11. Mick DAVIN     | 47 | 12.45 |
| 12. Leigh CASSIDY  | 49 | 12.56 |
| 13. Bill CARR      | 48 | 13.01 |
| 14. Bronwyn LOIZOU | 36 | 13.07 |
| 15. Brian HOLCOMBE | 51 | 13.07 |
| 16. Joy HERBERT    | 53 | 15.09 |
| 17. Leo CHARLES    | 64 | 15.09 |
| 18. Jim SINCLAIR   | 72 | 15.30 |
| 19. Clare McKERR   | 67 | 19.56 |

### 5KM RUN

|                    |     |       |
|--------------------|-----|-------|
| 1. Mark KING       | 35  | 16.44 |
| 2. Mark HOWARTH    | INV | 17.29 |
| 3. Stephen SELLECK | INV | 17.46 |
| 4. Neil PILLING    | 30  | 17.46 |
| 5. Alan BENNIE     | 50  | 18.43 |
| 6. Peter FILED     | 39  | 18.44 |
| 7. Ray O'CONNOR    | 58  | 18.55 |
| 8. Tony JOHNSON    | 56  | 19.54 |
| 9. Jim SMITH       | 56  | 20.09 |
| 10. Theresia BAIRD | 55  | 20.31 |
| 11. Ian ORR        | 46  | 20.32 |
| 12. Stan JORDAN    | 50  | 20.47 |
| 13. Laurie CROUCH  | 57  | 20.49 |

2-7-97

### 5KM RUN CONT...

|                     |     |       |
|---------------------|-----|-------|
| 14. Lou BUCCIERI    | 41  | 20.53 |
| 15. Ron LITTLE      | 54  | 21.01 |
| 16. Dave TALBOT     | 42  | 21.16 |
| 17. Ian TREGEAR     | 47  | 21.26 |
| 18. Juan PEREZ      | 58  | 21.26 |
| 19. John CHISHOLM   | 58  | 21.50 |
| 20. Bernard POWNALL | 50  | 22.29 |
| 21. Ken HOUGH       | 52  | 22.30 |
| 22. Howard REES     | 49  | 22.57 |
| 23. Kevin ONLEY     | 63  | 23.42 |
| 24. William SELICK  | INV | 23.46 |
| 25. Celia JOHNSON   | 50  | 23.53 |
| 26. Jack GUBBINS    | 65  | 25.31 |
| 27. Ernie JEFFS     | 60  | 25.35 |

9-7-97

### 120 METRES RUN

|                   |    |       |
|-------------------|----|-------|
| 1. Bill HAINS     | 34 | 15.20 |
| 2. Ken BOOCOCK    | 38 | 15.50 |
| 3. Peter GILLETTE | 42 | 16.70 |

### 1600 METRES RUN

|                   |    |        |
|-------------------|----|--------|
| 1. Colin PAGE     | 43 | 4.52.5 |
| 2. Ken BOOCOCK    | 38 | 5.16.7 |
| 3. Paul WINTERTON | 42 | 5.26.5 |
| 4. Michael DAVIN  | 47 | 5.35.5 |
| 5. Bill HAINS     | 34 | 5.36.7 |
| 6. Seb MARCUCCIO  | 42 | 5.50.4 |
| 7. Frank ALLEN    | 53 | 5.53.4 |
| 8. Lou BUCCIERI   | 41 | 5.57.8 |
| 9. Peter GILLETTE | 42 | 6.25.3 |

### 10 MIN TIME RUN & WALK

|                 |    |         |
|-----------------|----|---------|
| Clare McKERR    | 67 | 3L 300m |
| Leigh CASSIDY   | 49 | 5L 395m |
| John ABEL       | 47 | 7L 150m |
| Penny HALL walk | 56 | 3L 350m |
| Neil GRAY       | 49 | 6L 180m |

### 15 MIN TIME RUN & WALK

|                  |    |          |
|------------------|----|----------|
| Paul MULLINS     | 56 | 9L 300m  |
| Seb MARCUCCIO    | 42 | 9L       |
| Dave TALBOT      | 42 | 8L 350m  |
| Tony DORAN       | 45 | 9L 060m  |
| Jim SMITH        | 56 | 9L 200m  |
| Alan BENNIE      | 50 | 10L 120m |
| Peter FIELD walk | 39 | 6L 200m  |
| Neil PILLING     | 38 | 10L 185m |
| Ray O'CONNOR     | 59 | 9L 340m  |

### 25 MIN TIME RUN & WALK

|               |    |          |
|---------------|----|----------|
| John MANNING  | 51 | 13L      |
| Ian ORR       | 46 | 15L 220m |
| Michael DAVIN | 47 | 13L 150m |
| Howard REES   | 49 | 14L 150m |
| Jack GUBBINS  | 68 | 11L 150m |
| Colin PAGE    | 43 | 17L 260m |
| Frank ALLEN   | 53 | 14L 180m |
| Lou BUCCIERI  | 41 | 13L 100m |



RESULTS FROM SPRINGVALE VENUE

16-7-97

100 METRES RUN

|                 |     |      |
|-----------------|-----|------|
| 1. Andy LOIZOU  | 40  | 13.2 |
| 2. Ann HOLCOMBE | 50  | 14.9 |
| 3. Juan PEREZ   | INV | 16.9 |

400 METRES RUN

|                   |    |      |
|-------------------|----|------|
| 1. Ann HOLCOMBE   | 50 | 66.9 |
| 2. Brian HOLCOMBE | 51 | 67.3 |
| 3. Howard REES    | 49 | 68.4 |
| 4. Andy LOIZOU    | 50 | 71.8 |
| 5. Lou BUCCIERI   | 42 | 73.0 |

2KM RUN

|                       |    |       |
|-----------------------|----|-------|
| 1. Paul WINTERTON     | 42 | 6.54  |
| 2. Leigh CASSIDY      | 49 | 8.07  |
| 3. Graeme STEVENS     | 55 | 9.13  |
| 4. Kathy CASSIDY walk | 49 | 10.29 |
| 5. Clare MCKERR       | 60 | 13.00 |

4KM RUN

|                    |     |       |
|--------------------|-----|-------|
| 1. Mark KING       | 36  | 13.03 |
| 2. Mark HOWARTH    | INV | 13.43 |
| 3. John NEWSOM     | 50  | 14.09 |
| 4. Neil PILLING    | 38  | 14.14 |
| 5. Rob CLUTTERBUCK | 44  | 14.21 |
| 6. Peter FIEED     | 39  | 14.27 |
| 7. Tony BARRETT    | 48  | 14.45 |
| 8. Bruce FERRIER   | 44  | 14.59 |
| 9. Paul MULLINS    | 56  | 15.07 |
| 10. Libby FIELD    | INV | 15.27 |
| 11. Eric GREAVES   | 49  | 15.29 |
| 12. Ray O'CONNOR   | 59  | 15.29 |
| 13. Denis PHILLIPS | 55  | 15.30 |
| 14. Ian ORR        | 46  | 15.38 |
| 15. Ron LITTLE     | 54  | 15.41 |
| 16. Frank ALLEN    | 53  | 16.11 |
| 17. Lou BUCCIERI   | 42  | 16.21 |
| 18. Howard REES    | 49  | 16.39 |
| 19. Alan DOUGLAS   | 51  | 16.59 |
| 20. Juan PEREZ     | 57  | 17.04 |
| 21. Jim SMITH      | 56  | 17.33 |
| 22. Ken HOUGH      | 52  | 18.08 |
| 23. Ross MARTIN    | 45  | 18.16 |
| 24. Bill CARR      | 48  | 18.17 |
| 25. John MANNING   | 51  | 18.19 |
| 26. Don CORRIE     | 47  | 19.13 |
| 27. Jenny FIELD    | 38  | 19.41 |
| 28. Brian HOLCOMBE | 51  | 19.42 |
| 29. Ernie JEFFS    | 53  | 20.37 |
| 30. Jack GUBBINS   | 68  | 20.44 |
| 31. Jacinta TELFOR | INV | 22.11 |
| 32. Laurie TELFER  | 49  | 22.11 |
| 33. Ian TREGEAR    | 50  | 16.57 |

23-7-97

200 METRES RUN

|                   |     |      |
|-------------------|-----|------|
| 1. Billy HAINS    | 34  | 25.6 |
| 2. Ken BOOCOCK    | 38  | 26.5 |
| 3. Peter GILLETTE | 42  | 26.8 |
| 4. John FREAME    | 46  | 27.3 |
| 5. Andy LOIZOU    | 40  | 27.7 |
| 6. Eddy STACK     | 63  | 32.1 |
| 7. Juan PEREZ     | INV | 35.0 |

1200 METRES RUN

|                   |    |      |
|-------------------|----|------|
| 1. Dean COPLAND   | 42 | 3.37 |
| 2. Charles LEHNE  | 38 | 3.48 |
| 3. Paul WINTERTON | 42 | 3.57 |
| 4. Howard REES    | 49 | 4.12 |
| 5. Lou BUCCIERI   | 42 | 4.13 |
| 6. Ian KRASKA     | 42 | 4.18 |
| 7. Bronwen LOIZOU | 36 | 4.19 |
| 8. Peter GILLETTE | 42 | 4.48 |

2KM RUN

|                  |    |      |
|------------------|----|------|
| 1. Eddy STACK    | 63 | 8.23 |
| 2. Michael DAVIN | 47 | 8.27 |

4KM RUN

|                        |    |       |
|------------------------|----|-------|
| 1. John NEWSOM         | 45 | 14.31 |
| 2. Bruce HUMPHREYS     | 52 | 14.46 |
| 3. Paul MULLINS        | 56 | 15.07 |
| 4. Dean COPLAND        | 47 | 15.12 |
| 5. John ABEL           | 47 | 15.27 |
| 6. Jim SMITH           | 56 | 15.50 |
| 7. Stan JORDAN         | 50 | 16.04 |
| 8. Juan PEREZ          | 57 | 16.30 |
| 9. Dave TALBOT         | 42 | 16.44 |
| 10. Bert VAN KRIEKEN   | 46 | 16.47 |
| 11. Ian TREGEAR        | 47 | 16.47 |
| 12. Ian KRASKA         | 42 | 16.57 |
| 13. Lou BUCCIERI       | 42 | 17.07 |
| 14. Bill CARR          | 48 | 17.11 |
| 15. Laurie CROUCH      | 58 | 17.16 |
| 16. Claire MCKERR 7lap | 67 | 18.47 |
| 17. Ernie JEFFS        | 52 | 20.57 |

6KM RUN

|                    |    |      |
|--------------------|----|------|
| 1. Neil PILLING    | 38 | 21.3 |
| 2. Rob CLUTTERBUCK | 44 | 22.1 |
| 3. Shaun KEMP      | 35 | 22.1 |
| 4. Charles LEHNE   | 38 | 22.3 |
| 5. Bruce FERRIER   | 44 | 22.4 |
| 6. Ken BOOCOCK     | 38 | 22.5 |
| 7. Ian ORR         | 46 | 23.5 |
| 8. Denis PHILLIPS  | 55 | 23.4 |
| 9. John CHISHOLM   | 58 | 24.0 |
| 10. Ron LITTLE     | 54 | 24.3 |
| 11. Brian BLOOMER  | 56 | 24.4 |
| 12. Frank ALLEN    | 53 | 24.5 |
| 13. Tony JOHNSON   | 57 | 25.0 |
| 14. Alan DOUGLAS   | 51 | 25.2 |
| 15. Doward REES    | 49 | 25.4 |

RESULTS FROM SPRINGVALE VENUE

23-7-97

6KM RUN CONT...

|                    |    |       |
|--------------------|----|-------|
| 16. Ken HOUGH      | 52 | 27.37 |
| 17. Graeme STEVENS | 55 | 28.25 |
| 18. Celia JOHNSON  | 49 | 28.39 |
| 19. Don CORRIE     | 47 | 29.14 |
| 20. Jack GUBBINS   | 68 | 31.14 |

30-7-97

170 METRES RUN

|                   |     |      |
|-------------------|-----|------|
| 1. Bili HAINS     | 34  | 21.6 |
| 2. John FREAME    | 46  | 21.8 |
| 3. Peter GILLETTE | 42  | 22.0 |
| 4. Ron MUIR       | 46  | 25.0 |
| 5. Juan PEREZ     | INV | 30.6 |

800 METRES RUN

|                   |    |        |
|-------------------|----|--------|
| 1. Dean COPLAND   | 42 | 2.16.9 |
| 2. Paul WINTERTON | 42 | 2.23.6 |
| 3. Dave TALBOT    | 42 | 2.27.6 |
| 4. Ann HOLCOMBE   | 50 | 2.28.4 |
| 5. Michael DAVIN  | 47 | 2.37.6 |
| 6. Brian HOLCOMBE | 52 | 2.43.5 |

3KM WALK

|                    |    |       |
|--------------------|----|-------|
| 1. Anthony BARRETT | 48 | 13.58 |
| 2. Kathy CASSIDY   | 48 | 16.25 |
| 3. Lee POWNALL     | 50 | 17.33 |
| 4. Penny HALL      | 50 | 18.33 |

5KM HANDICAP RUN

|                     |     |       |
|---------------------|-----|-------|
| 1. Reg WILLIAMS     | 46  | 20.45 |
| 2. Jim SMITH        | 56  | 19.13 |
| 3. Frank ALLEN      | 53  | 20.14 |
| 4. Bruce FERRIER    | 44  | 18.40 |
| 5. Paul MULLINS     | 56  | 19.21 |
| 6. Seb MARCUCCIO    | 42  | 20.24 |
| 7. Denis PHILLIPS   | 55  | 19.41 |
| 8. Neil PILLING     | 45  | 17.43 |
| 9. Ray O'CONNOR     | 57  | 18.46 |
| 10. John ABEL       | 47  | 19.40 |
| 11. John NEWSOM     | 45  | 17.52 |
| 12. Terry CLARKE    | INV | 23.30 |
| 13. Jack GUBBINS    | 68  | 25.05 |
| 14. John CHISHOLM   | 58  | 19.48 |
| 15. Eric GREAVES    | 49  | 17.30 |
| 16. Howard REES     | 49  | 20.31 |
| 17. Bernard POWNALL | 51  | 21.17 |
| 18. Ian TREGEAR     | 47  | 20.57 |
| 19. Dean COPLAND    | 42  | 18.08 |
| 20. Celia JOHNSON   | 49  | 23.39 |
| 21. Peter FIELD     | 39  | 18.55 |
| 22. Ian KRASKA      | 42  | 20.57 |
| 23. Juan PEREZ      | 58  | 21.00 |
| 24. Ross MARTIN     | 45  | 17.54 |
| 25. Tony JOHNSON    | 56  | 19.46 |
| 26. Laurie CROUCH   | 57  | 21.27 |

30-7-97

5KM HANDICAP RUN CONT...

|                      |    |       |
|----------------------|----|-------|
| 27. Stan JORDAN      | 50 | 20.28 |
| 28. Charles LEHNE    | 38 | 17.39 |
| 29. Bert VAN KRIEKEN | 46 | 20.40 |
| 30. Alan DOUGLAS     | 51 | 21.08 |
| 31. Bill HAINS       | 34 | 20.52 |
| 32. Ken HOUGH        | 52 | 22.59 |
| 33. Karl FAUVRELLE   | 56 | 21.20 |
| 34. Ian ORR          | 46 | 20.53 |
| 35. Don CORRIE       | 47 | 24.44 |
| 36. John MANNING     | 51 | 23.20 |
| 37. Ernie JEFFS      | 52 | 25.59 |
| 38. Graeme STEVENS   | 55 | 27.36 |
| 39. Alan KEMP        | 50 | 30.11 |
| 40. John ANDERSON    | 58 | 22.38 |
| 41. Bill CARR        | 48 | 24.29 |
| 42. Brian HOLCOMBE   | 55 | 23.52 |

6-8-97

100 METRES HANDICAP RUN

|                     |      |       |
|---------------------|------|-------|
| 1. Marc PITTAU      | 6m   | 12.10 |
| 2. Bill HAINS       | 5m   | 12.10 |
| 3. Brian HOLCOMBE   | 14½m | 12.70 |
| 4. Anne HOLCOMBE    | 22m  | 12.80 |
| 5. Frank ALLEN      | 22m  | 13.10 |
| 6. Ron MUIR         | 10m  | 13.10 |
| 7. John FREAME      | 7m   | 13.50 |
| 8. Juan PEREZ (inv) | 30m  | 11.40 |

1000 METRES RUN

|                   |    |        |
|-------------------|----|--------|
| 1. Ken BOOCOCK    | 39 | 2.53.1 |
| 2. Dean COPLAND   | 42 | 2.53.2 |
| 3. Charles LEHNE  | 38 | 2.54.6 |
| 4. Paul WINTERTON | 42 | 3.11.9 |
| 5. Howard REES    | 49 | 3.25.5 |

2 MILE WALK & RUN EST. TIME

|                   |     |       |
|-------------------|-----|-------|
| Charles LEHNE     | 38  | 11.54 |
| Juan PEREZ        | 58  | 13.12 |
| Roland BROWN      | 56  | 16.10 |
| Lou BUCCIERI      | 42  | 12.49 |
| John ABEL         | 47  | 12.41 |
| Graeme STEVENS    | 55  | 13.35 |
| Bert VAN KRIEKEN  | 47  | 13.10 |
| Bernard POWNALL   | 51  | 13.25 |
| Ken BOOCOCK       | 39  | 13.05 |
| Bill CARR         | 48  | 13.48 |
| Dean COPLAND      | 42  | 13.00 |
| Jack GUBBINS      | 68  | 16.29 |
| Tony BARRETT      | 48  | 12.11 |
| Neil GRAY         | 49  | 13.06 |
| Michael DAVIN     | 47  | 13.32 |
| Rod CROUCH        | INV | 10.56 |
| Howard REES       | 49  | 13.23 |
| Ernie JEFFS 1mile | 52  | 8.45  |

| ABERFELDIE VENUE        |                    | 18 June 97 |         |
|-------------------------|--------------------|------------|---------|
| <b>100 metres</b>       |                    |            |         |
| 1                       | Ian Rannery        | 41         | 12.56   |
| 2                       | Mark Simmons       | 35         | 12.87   |
| 3                       | Tom.P.X. Burke     | 46         | 14.50   |
| 4                       | Craig Brown        | Inv        | 14.97   |
| 5                       | Cathy Orelli       | 35         | 15.13   |
| 6                       | Lorraine Woodman   | 60         | 20.07   |
| <b>300 metres</b>       |                    |            |         |
| 1                       | Ian Rannery        | 41         | 40.63   |
| 2                       | Mark Simmons       | 35         | 41.44   |
| 3                       | Cathy Orelli       | 35         | 50.15   |
| 4                       | Lesley Gillespie   | 36         | 64.00   |
| <b>1200 metres</b>      |                    |            |         |
| 1                       | Danny Hawksworth   | 17         | 3.59    |
| 2                       | Trevor Hawksworth  | 50         | 4.02    |
| 3                       | Bill Turner        | 47         | 4.33    |
| 4                       | Tom.P.X. Burke     | 46         | 4.51    |
| 5                       | Bill Page          | 66         | 4.59    |
| 6                       | Mark Radcliffe     | 38         | 5.05    |
| 7                       | Michael Orelli     | 53         | 5.07    |
| 8                       | Stephen Barker     | 54         | 5.10    |
| 9                       | Rhonda Hircoc      | 47         | 5.17    |
| 10                      | Lesley Gillespie   | 36         | 5.28    |
| 11                      | Mark Simmons       | 35         | 5.31    |
| 12                      | Rob Waters - 900 m | 51         | 3.19    |
| <b>3000 metres</b>      |                    |            |         |
| 1                       | Allan Bashford     | 58         | 0:13:06 |
| 2                       | Rhonda Hircoc      | 47         | 0:13:52 |
| 3                       | George Marney      | 60         | 0:14:53 |
| 4                       | Ian Rannery        | 41         | 0:14:59 |
| <b>3000 metres WALK</b> |                    |            |         |
| 1                       | Margaret Cassidy   | 53         | 0:26:46 |
| <b>5000 metres</b>      |                    |            |         |
| 1                       | Trevor Hawksworth  | 50         | 0:19:29 |
| 2                       | Joe Brown          | 49         | 0:19:51 |
| 3                       | Kevin Cassidy      | 35         | 0:20:46 |
| 4                       | Rob Waters         | 51         | 0:20:52 |
| 5                       | Bill Turner        | 47         | 0:21:45 |
| 6                       | Danny Hawksworth   | 17         | 0:22:07 |
| 7                       | Tony Bradford      | 57         | 0:22:08 |
| 8                       | Bill Page          | 66         | 0:22:09 |
| 9                       | John Dean          | 52         | 0:22:14 |
| 10                      | Stephen Barker     | 54         | 0:22:26 |
| 11                      | Denis Sinnott      | 46         | 0:25:53 |
| 12                      | Allan Hircoc       | 49         | 0:27:15 |

| ABERFELDIE VENUE                                                                                        |                  | 25 June 97 |         |
|---------------------------------------------------------------------------------------------------------|------------------|------------|---------|
| A very wet evening. These brave souls ventured out, ran in lane 3 and were asked to note down own times |                  |            |         |
| <b>4000 metres</b>                                                                                      |                  |            |         |
| 1                                                                                                       | Paul Angel       | 42         | 0:14:40 |
| 2                                                                                                       | Joe Brown        | 49         | No time |
| 3                                                                                                       | Mark Simmons     | 35         | 0:17:28 |
| 4                                                                                                       | Alfred Lendvai   | 43         | 0:19:06 |
| 5                                                                                                       | Rhonda Hircoc    | 47         | No time |
| 6                                                                                                       | Susan Guthrie    | 44         | No time |
| 7                                                                                                       | Allan Hircoc     | 49         | No time |
| <b>6000 metres</b>                                                                                      |                  |            |         |
| 1                                                                                                       | Peter Shone      | 51         | No time |
| 2                                                                                                       | Rob Waters       | 51         | No time |
| 3                                                                                                       | Bill Turner      | 47         | No time |
| <b>ABERFELDIE VENUE 2 July 97</b>                                                                       |                  |            |         |
| <b>100 metres</b>                                                                                       |                  |            |         |
| 1                                                                                                       | Keith Lloyd      | 45         | 13.22   |
| 2                                                                                                       | Ian Rannery      | 41         | 13.28   |
| 3                                                                                                       | Cathy Orelli     | 35         | 15.66   |
| 4                                                                                                       | Tom.P.X. Burke   | 46         | ??      |
| <b>400 metres</b>                                                                                       |                  |            |         |
| 1                                                                                                       | Ian Rannery      | 41         | 58.59   |
| 2                                                                                                       | Andrew Cochrane  | 42         | 62.29   |
| 3                                                                                                       | Keith Lloyd      | 45         | 66.40   |
| 4                                                                                                       | Cathy Orelli     | 35         | 68.75   |
| 5                                                                                                       | Rob Waters       | 51         | 72.30   |
| 6                                                                                                       | Tom.P.X. Burke   | 46         | 84.85   |
| <b>1000 metres</b>                                                                                      |                  |            |         |
| 1                                                                                                       | Danny Hawksworth | 17         | 2.51    |
| 2                                                                                                       | Andrew Cochrane  | 42         | 2.53    |
| 3                                                                                                       | Paul Angel       | 42         | 3.10    |
| 4                                                                                                       | Bill Turner      | 47         | 3.31    |
| 5                                                                                                       | Stephen Barker   | 54         | 3.39    |
| 6                                                                                                       | Peter Shone      | 51         | 3.40    |
| 7                                                                                                       | Bill Page        | 66         | 3.56    |
| 8                                                                                                       | Tom.P.X. Burke   | 46         | 4.01    |
| 9                                                                                                       | Michael Orelli   | 53         | 4.01    |
| 10                                                                                                      | Nick Left        | 38         | 4.10    |
| 11                                                                                                      | John Dean        | 52         | 4.10    |
| <b>800 metres WALK</b>                                                                                  |                  |            |         |
| 1                                                                                                       | Gerardo Riviello | 73         | 6.23    |
| <b>ABERFELDIE VENUE 9 July 97</b>                                                                       |                  |            |         |
| <b>70 metres</b>                                                                                        |                  |            |         |
| 1                                                                                                       | Ian Rannery      | 41         | 9.75    |
| 2                                                                                                       | Lorraine Woodman | 60         | 14.54   |

cont., next column

| RESULTS cont.,          |                  | 9 July 97 |         |
|-------------------------|------------------|-----------|---------|
| <b>300 metres</b>       |                  |           |         |
| 1                       | Ian Rannery      | 41        | 43.22   |
| 2                       | Andrew Cochrane  | 42        | 45.31   |
| 3                       | Denis Holden     | 44        | 55.28   |
| 4                       | Lorraine Woodman | 60        | 68.21   |
| <b>800 metres</b>       |                  |           |         |
| 1                       | Ian-400m Rannery | 41        | 64.60   |
| 2                       | Noel Rexter      | 66        | 2:12.1  |
| 3                       | Andrew Cochrane  | 42        | 2:12.4  |
| 4                       | Bill Page        | 66        | 3:07.5  |
| <b>800 metres WALK</b>  |                  |           |         |
| 1                       | Gerardo Riviello | 73        | 3.52    |
| <b>3000 metres</b>      |                  |           |         |
| 1                       | Joe Brown        | 49        | 0:12:01 |
| <b>4000 metres</b>      |                  |           |         |
| 1                       | Mark Chandler    | 38        | 0:17:53 |
| 2                       | Rhonda Hircoc    | 47        | 0:19:02 |
| <b>4000 metres WALK</b> |                  |           |         |
| 1                       | Gerardo Riviello | 73        | 0:32:33 |
| <b>6000 metres</b>      |                  |           |         |
| 1                       | Paul Angel       | 42        | 0:23:16 |
| <b>8000 metres</b>      |                  |           |         |
| 1                       | David Jones      | 46        | 0:32:47 |
| 2                       | Denis Holden     | 44        | 0:34:44 |
| 3                       | Bill Page        | 66        | 0:34:50 |
| 4                       | John Dean        | 52        | 0:37:28 |

| ABERFELDIE VENUE   |                  | 16 July 97 |       |
|--------------------|------------------|------------|-------|
| <b>100 metres</b>  |                  |            |       |
| 1                  | Ian Rannery      | 41         | 13.65 |
| 2                  | Tom.P.X. Burke   | 46         | 15.81 |
| 3                  | Lorraine Woodman | 60         | 21.60 |
| <b>200 metres</b>  |                  |            |       |
| 1                  | Ian Rannery      | 41         | 28.90 |
| 2                  | Tom.P.X. Burke   | 46         | 36.12 |
| 3                  | Lorraine Woodman | 60         | 43.00 |
| <b>5000 metres</b> |                  |            |       |
| 1                  | David Jones      | 46         | 18:37 |
| 2                  | Paul Angel       | 42         | 19:11 |
| 3                  | Bernard Angel    | 43         | 21:08 |
| 4                  | Allan Bashford   | 58         | 21:12 |
| 5                  | Bill Page        | 66         | 21:16 |
| 6                  | Rob Waters       | 51         | 21:25 |
| 7                  | Howard Gibson    | 49         | 21:38 |
| 8                  | Mark Chandler    | 38         | 21:44 |
| 9                  | John Dean        | 52         | 21:51 |
| 10                 | Peter Shone      | 51         | 22:16 |
| <b>1400 metres</b> |                  |            |       |
| 1                  | Mark Simmons     | 35         | 6.26  |

| RESULTS cont.,                      |                  | 16 July 97       |      |          |
|-------------------------------------|------------------|------------------|------|----------|
| Estimated time                      |                  | *** Trophy event |      |          |
| <b>600 metres</b>                   |                  |                  |      |          |
| 2                                   | Mark Simmons     | 35               | 1:38 | 1:41 :03 |
| 5                                   | Ian Rannery      | 41               | 1:30 | 1:42 :12 |
| 3                                   | Paul Angel       | 42               | 1:48 | 1:43 :05 |
| 1                                   | Joe *** Brown    | 49               | 1:55 | 1:55 :00 |
| 8                                   | Mark Chandler    | 37               | 1:40 | 2:08 :28 |
| 7                                   | Bill Page        | 66               | 1:53 | 2:11 :18 |
| 6                                   | Tom.P.X. Burke   | 46               | 1:58 | 2:14 :16 |
| 4                                   | Lorraine Woodman | 60               | 2:21 | 2:29 :08 |
| *** Congratulations & Trophy to Joe |                  |                  |      |          |

| ABERFELDIE VENUE           |                  | 23 July 97 |  |       |
|----------------------------|------------------|------------|--|-------|
| <b>100 metres</b>          |                  |            |  |       |
| 1                          | Mark Simmons     | 35         |  | 12.97 |
| 2                          | Ian Rannery      | 41         |  | 12.97 |
| 3                          | Tom.P.X. Burke   | 46         |  | 15.50 |
| <b>400 metres</b>          |                  |            |  |       |
| 1                          | Ian Rannery      | 41         |  | 58.78 |
| 2                          | Mark Simmons     | 35         |  | 59.31 |
| 3                          | David Wadge      | Inv        |  | 66.53 |
| 4                          | Mark Chandler    | 38         |  | 74.00 |
| 5                          | Tom.P.X. Burke   | 46         |  | 85.91 |
| <b>One mile</b> 1609.344 m |                  |            |  |       |
| 1                          | Howard Gibson    | 49         |  | 6.01  |
| 2                          | Tony Bradford    | 57         |  | 6.24  |
| 3                          | Mark Radcliffe   | 38         |  | 6.35  |
| 4                          | Bill Page        | 66         |  | 6.37  |
| 5                          | Tom.P.X. Burke   | 46         |  | 7.32  |
| 6                          | Lesley Gillespie | 36         |  | 8.02  |
| <b>4000 metres</b>         |                  |            |  |       |
| 1                          | Fred Rademake    | 44         |  | 15.51 |
| 2                          | Rob Waters       | 51         |  | 16.45 |
| 3                          | Mark Chandler    | 38         |  | 16.51 |
| 4                          | Howard Gibson    | 49         |  | 16.59 |
| 5                          | Bill Turner      | 47         |  | 17.19 |
| 6                          | Tony Bradford    | 57         |  | 17.22 |
| 7                          | Rhonda Hircoc    | 47         |  | 18.23 |
| 8                          | Alfred Lendvai   | 43         |  | 18.23 |
| <b>6000 metres</b>         |                  |            |  |       |
| 1                          | David Wadge      | Inv        |  | 18:10 |
| 2                          | David Jones      | 46         |  | 22:33 |
| 3                          | Paul Angel       | 42         |  | 23:08 |
| 4                          | Peter Shone      | 51         |  | 24:02 |
| 5                          | Bill Page        | 66         |  | 26:10 |
| 6                          | Allan Bashford   | 58         |  | 26:11 |
| 7                          | John Dean        | 52         |  | 26:17 |

\*\*\*\*\*

\*\*\*\*\*

**ABERFELDIE VENUE 30 July 97**

**70 metres**

|   |         |             |     |       |
|---|---------|-------------|-----|-------|
| 1 | Craig   | Brown       | Inv | 9.00  |
| 2 | Ian     | Rannery     | 41  | 9.29  |
| 3 | Nick    | Left        | 38  | 10.05 |
| 4 | Vincent | Logan       | 50  | 10.35 |
| 5 | Rob     | Waters      | 51  | 10.72 |
| 6 | Josh    | Fuhrmeister | Inv | 12.29 |

**200 metres**

|   |      |          |    |       |
|---|------|----------|----|-------|
| 1 | Ian  | Rannery  | 41 | 25.51 |
| 2 | Mark | Simmons  | 35 | 26.65 |
| 3 | Mark | Chandler | 38 | 30.00 |

**1500 metres**

|    |         |             |     |      |
|----|---------|-------------|-----|------|
| 1  | Charles | Copland     | 36  | 5.27 |
| 2  | Denis   | Holden      | 44  | 5.34 |
| 3  | Rob     | Waters      | 51  | 5.41 |
| 4  | Vincent | Logan       | 50  | 6.06 |
| 5  | Bill    | Turner      | 47  | 6.15 |
| 6  | Bill    | Page        | 66  | 6.21 |
| 7  | Nick    | Left        | 38  | 6.30 |
| 8  | Mark    | Radcliffe   | 38  | 6.30 |
| 9  | Jessica | Fuhrmeister | Inv | 6.50 |
| 10 | Danny   | Hawksworth  | 17  | 6.51 |
| 11 | Lesley  | Gillespie   | 36  | 7.18 |

**1000 metres WALK**

|   |     |             |    |      |
|---|-----|-------------|----|------|
| 1 | Ken | Fuhrmeister | 42 | 8.34 |
|---|-----|-------------|----|------|

**4000 metres**

|   |           |             |     |         |
|---|-----------|-------------|-----|---------|
| 1 | Barry-2.4 | Preta       | 34  | 0:12:28 |
| 2 | Kevin-3.2 | Cassidy     | 35  | 0:14:30 |
| 3 | Paul      | Angel       | 42  | 0:14:38 |
| 4 | Red       | Radernake   | 44  | 0:15:19 |
| 5 | Bill      | Turner      | 47  | 0:17:33 |
| 6 | Rhonda    | Hircoe      | 47  | 0:18:09 |
| 7 | Josh      | Fuhrmeister | Inv | 0:19:34 |
| 8 | George    | Mamey       | 60  | 0:21:13 |

**6000 metres**

|   |         |             |    |         |
|---|---------|-------------|----|---------|
| 1 | Howard  | Gibson      | 49 | 0:25:18 |
| 2 | Bernard | Angel       | 43 | 0:25:34 |
| 3 | Mark    | Chandler    | 38 | 0:26:13 |
| 4 | Ken     | Fuhrmeister | 41 | 0:28:59 |

**8000 metres**

|    |         |            |    |         |
|----|---------|------------|----|---------|
| 1  | Charles | Copland    | 35 | 0:29:34 |
| 2  | Graeme  | Hewitt     | 51 | 0:31:30 |
| 3  | Trevor  | Hawksworth | 50 | 0:33:59 |
| 4  | Danny   | Hawksworth | 17 | 0:34:30 |
| 5  | Rob     | Waters     | 51 | 0:34:46 |
| 6  | Peter   | Shone      | 52 | 0:34:46 |
| 7  | Bill    | Page       | 66 | 0:35:23 |
| 8  | John    | Dean       | 52 | 0:36:17 |
| 9  | Denis   | Holden     | 44 | 0:36:17 |
| 10 | Nick    | Left       | 38 | 0:39:03 |

Victorian Veterans Athletic Club Inc  
Aberfeldie Venue

**1997 WESTERN REGION GAMES**

**INVITATION**

from ABERFELDIE VENUE host for the  
V.V.A.C Inc., Track & Field titles 1997

Join us on **Wednesday 15th October, 1997** for  
the 8th Annual Western Region Games under  
lights at the new synthetic surfaced Athletic  
Track, Corio Street, Moonee Ponds.

**Start:** 6:10pm Hammer, Shot, Discus  
**Then:** 7:00pm 100, 200, 3000 walk, 1500,  
400 and 5000 metres. Include,  
wheelchair all events.

Certificates to ALL Medals to first placegetters  
in each 5 year age division. BBQ supper after  
5000 metres at presentations.

Donation \$4.00 first event, each extra event  
\$1.00.

**Enquires and early entries**

Lorraine Woodman: (03)9398-1884  
Rob Waters: (03)9318-3802

**Proudly assisted by:**

North Western Physiotherapy Group  
*Physiotherapy - A part of the team*  
Contact: (03)9379-1000

**1997 WESTERN REGION GAMES  
ENTRY FORM**

Surname.....  
Name.....  
Address.....  
.....  
Postcode.....Phone.....

In consideration of acceptance of this entry, I the  
understated, intending to be legally bound hereby for  
myself, heirs, executors and administrators, waive and  
release the organisers and their representatives of any  
injury or illness which may directly or indirectly result from  
my participation in the said event. I further verify that I am  
in proper physical condition to participate.

Entries accepted on the day. Mail entries close  
Friday 10th October, 1997.

Mail entry and payment to:

**WRG Track & Field**  
5 Watson Crt, Altona, Vic, 3018

**Nominate events:**

6:10pm - Hammer, 6:30 - Shot, 6:50 Discus  
7:00pm - 100m, 7:15 - 200m, 7:25 - 3000 walk  
7:50pm - 1500m, 8:15 - 400m, 8:25 - 5000m

Enclosed \$4.00 first event, \$1.00 each extra  
event.

TOTAL \$.....  
Cheque payable to Western Region Games 97

Entrants signature.....

03182

MENTONE VENUE RESULTS

28/5/97

1600 METRES

|                  |    |        |
|------------------|----|--------|
| 1. Stephen YOUNG | 45 | 5.35.4 |
| 2. Ian CASSELL   | 43 | 5.41.9 |
| 3. John KNOTT    | 53 | 5.54.8 |
| 4. John WAITE    | 56 | 6.06.  |
| 5. Dick JEFFREY  | 53 | 6.15.5 |

110 METRES SHUTTLE RELAY

TEAMS

|                                                                 |     |        |
|-----------------------------------------------------------------|-----|--------|
| 1. Bob WISHART<br>Mike JOHNSTON<br>Nyala MILLAR<br>Kevin MARION | 1st | 2.14.9 |
| 2. Graeme NODEN<br>Glad WISHART<br>John WAITE<br>Vivienne CASH  | 2nd | 2.20.1 |

6.7KM RUN - ROAD

|                      |    |       |
|----------------------|----|-------|
| 1. Laurie COLLARD    | 40 | 25.20 |
| 2. Neil BOYLE        | 43 | 25.43 |
| 3. Peter SMART       | 52 | 26.21 |
| 4. Louis WASER       | 50 | 27.37 |
| 5. Neil SALVANO      | 45 | 28.20 |
| 6. Jeff MARK         | 48 | 28.45 |
| 7. Doug WALLACE      | 56 | 29.20 |
| 8. Ashley PAGE       | 56 | 29.35 |
| 9. Don McLEAN        | 63 | 29.55 |
| 10. Sonya McLENNAN   | 44 | 30.15 |
| 11. Case HUYSMAN     | 69 | 30.23 |
| 12. Ray KEMP         | 69 | 30.51 |
| 13. Don HUGHES       | 60 | 31.09 |
| 14. Greg MAULDON     | 59 | 32.02 |
| 15. John MAHONY      | 57 | 32.25 |
| 16. Jan GARRARD      | 49 | 34.59 |
| 16. Graham STOCKDALE | 55 | 34.59 |
| Rodney FORD (4L)     | 56 | 15.04 |
| Graeme NODEN (4L)    | 59 | 16.39 |

5KM "E.T." WALK - TRACK

|                   |    |       |
|-------------------|----|-------|
| 1. Rae ATKINS     | 64 | 34.08 |
| 2. David CASH     | 45 | 26.43 |
| 3. Sylvia MACHIN  | 55 | 31.16 |
| Ian CASSELL       | 43 | 30.55 |
| Margaret BEAUMONT | 59 | 34.19 |
| Ian BEAUMONT      | 61 | 38.49 |
| Jean JAMES        | 70 | 39.00 |
| Ern WALKER        | 83 | 35.07 |
| Jim MACHIN        | 66 | 38.46 |

4/6/97

400 METRES "E.T." TROPHY

|                  |    |       |
|------------------|----|-------|
| 1. Mike JOHNSTON | 75 | 70.7  |
| 2. Bob WISHART   | 55 | 64.6  |
| 3. Glad WISHART  | 53 | 83.1* |
| Kevin MARION     | 61 | 68.2  |
| Stephen YOUNG    | 45 | 74.3  |
| Sonya McLENNAN   | 44 | 86.7  |
| John WAITE       | 56 | 77.5  |
| Nyala MILLAR     | 55 | 81.8* |

\*Age Track Record

1200 METRES

|                 |    |        |
|-----------------|----|--------|
| 1. Phil BADMAN  | 44 | 3.54.6 |
| 2. Neil BOYLE   | 43 | 4.09.9 |
| 3. Don McLEAN   | 63 | 4.14.8 |
| 4. Graeme NODEN | 59 | 4.50.3 |

70METRES

|                    |    |       |
|--------------------|----|-------|
| 1. Jack BUCKINGHAM | 47 | 10.19 |
| 2. Jim THOMSON     | 70 | 10.71 |
| 3. Mike JOHNSTON   | 75 | 10.72 |
| 4. Nyala MILLAR    | 55 | 11.22 |
| 5. John WAITE      | 56 | 11.94 |
| 6. Judy HALL       | 55 | 11.96 |

4KM DEVIL TAKE THE HINDMOST

|                   |    |  |
|-------------------|----|--|
| 1. Neil BOYLE     | 43 |  |
| 2. Stephen YOUNG  | 45 |  |
| 3. Laurie COLLARD | 40 |  |
| 4. Phil BACKMAN   | 44 |  |
| Bronwyn HANNS     | 33 |  |
| Neil SALVANO      | 45 |  |
| Graham STOCKDALE  | 55 |  |
| Louis WASER       | 50 |  |
| Peter WEEKS       | 43 |  |
| John WAITE        | 56 |  |

3KM "E.T." - WALK ROAD

|                  |    |       |
|------------------|----|-------|
| 1. Dot JACK      | 79 | 24.18 |
| 2. Joan CLARKE   | 62 | 24.18 |
| 3. Anne BONTE    | 49 | 28.07 |
| Ian BEAUMONT     | 61 | 22.52 |
| Grace SMITH      | 78 | 28.15 |
| Jean JAMES       | 70 | 30.31 |
| Rae ATKINS       | 65 | 20.15 |
| Sylvia MACHIN    | 55 | 18.44 |
| Marlene GOURLAY  | 45 | 17.00 |
| De SALPIETRO     | 52 | 23.09 |
| Maureen SEEDSMAN |    | 26.28 |

11/6/97

1 MILE

|                  |    |        |
|------------------|----|--------|
| 1. Neil BOYLE    | 43 | 5.29.8 |
| 2. Stephen YOUNG | 45 | 5.37.1 |
| 3. John WAITE    | 56 | 6.02.9 |
| 4. Ross KENT     | 55 | 6.28.4 |
| Eddie GAMBLE     | 82 | 3.53.1 |

MENTONE VENUE RESULTS

11/6/97

150 METRES "E.T."

|                    |    |        |
|--------------------|----|--------|
| 1. Jack BUCKINGHAM | 47 | 23.29  |
| 2. Nyala MILLER    | 55 | 24.31  |
| 3. John WAITE      | 56 | 25.28  |
| Bob WISHART        | 55 | 21.11  |
| Mike JOHNSTON      | 75 | 21.17* |

\* Age Track Record

5K "E.T." TROPHY RUN

|                      |    |       |
|----------------------|----|-------|
| 1. John WAITE        | 56 | 21.00 |
| 2. Rhonda TRENNGROVE | 49 | 25.45 |
| 2. Carole McCOY      | 52 | 27.00 |
| 3. Don McLEAN        | 63 | 22.30 |
| S.YOUNG              | 45 | 25.48 |
| G.WILLIAM            | 43 | 20.33 |
| G.STOCKDALE          | 55 | 25.41 |
| Ben MORREY           | 68 | 25.36 |
| Greg MAULDON         | 59 | 23.27 |
| John MAHONY          | 57 | 22.23 |
| Marlene GOURLAY      |    | 21.47 |
| Jan GARRARD          | 49 | 25.41 |
| Bronwyn HANNS        | 33 | 20.05 |
| Joy HERBERT          |    | 25.59 |
| Viv CASH             |    | 24.08 |
| Leo CHARLES          | 64 | 25.59 |
| Ian CASSELL          | 43 | 18.55 |

10 "E.T." RUN

|                |    |       |
|----------------|----|-------|
| Neil BOYLE     | 43 | 38.12 |
| Laurie COLLARD | 40 | 38.41 |
| Sonya McLENNAN | 44 | 45.16 |
| P.SMART        | 52 | 40.49 |

18/6/97

1000 METRES

|                      |    |         |
|----------------------|----|---------|
| 1. Colin WARING      | 51 | 3.03.1  |
| 2. Neil BOYLE        | 43 | 3.04.7  |
| 3. Stephen YOUNG     | 45 | 3.10.2  |
| 4. Greg WILLIAM      | 44 | 3.32.9  |
| 5. John WAITE        | 56 | 3.44.3  |
| 6. Bob WISHART       | 55 | 3.55.1  |
| 7. John BECK         | 60 | 5.05.1  |
| 8. Margaret BEAUMONT | 59 | 5.07.2* |

\*Age Track Record

100 METRES

|                    |    |       |
|--------------------|----|-------|
| 1. Ross KENT       | 55 | 13.38 |
| 2. Kevin MARION    | 61 | 14.12 |
| 3. Jack BUCKINGHAM | 47 | 14.40 |
| 4. Jim THOMSON     | 70 | 14.59 |
| 5. Mike JOHNSTON   | 75 | 14.81 |
| 6. Nyala MILLER    | 55 | 15.64 |
| 7. John WAITE      | 56 | 16.44 |

18/6/97 (cont)

3KM - RUN

|                   |    |       |
|-------------------|----|-------|
| 3. Peter SMART    |    | 10.55 |
| Sonya McLENNAN    | 44 | 12.20 |
| Graeme NODEN      | 59 | 13.47 |
| John MAHONY       | 57 | 12.46 |
| Simon MORREY      | 31 | 14.43 |
| Greg MAULDON      | 59 | 13.13 |
| Marion PERAZZO    | 46 | 14.16 |
| Ashley PAGE       | 56 | 12.30 |
| Pam MEWS          | 62 | 17.19 |
| Ben MORREY        | 68 | 14.08 |
| Rhonda TRENNGROVE |    | 14.21 |
| G.STOCKDALE       | 55 | 12.04 |
| Stephen YOUNG     | 45 | 11.44 |
| Peter WEEKS       | 43 | 11.24 |
| George YEOMANS    | 52 | 13.42 |
| Doug WALLACE      | 56 | 12.27 |
| John WAITE        | 57 | 11.59 |
| Greg WILLIAM      | 44 | 11.27 |
| Ian CASSELL       | 43 | 10.58 |
| Leo CHARLES       | 64 | 14.26 |
| Vivienne CASH     | 45 | 13.50 |
| Joy HERBERT       | 53 | 14.26 |
| Don HUGHES        | 60 | 12.30 |
| Case HUYSMAN      | 65 | 13.09 |
| Rodney FORD       | 56 | 13.05 |
| Ray KEMP          | 69 | 12.45 |
| Paul LYNON        | 47 | 12.44 |

25/6/97

4K H/C - WALK

|                      |    |       |
|----------------------|----|-------|
| 1. Margaret BEAUMONT |    | 26.4  |
| 2. Ian CASSELL       | 43 | 22.35 |
| 3. Rae ATKINS        | 65 | 26.54 |
| Ian BEAUMONT         | 61 | 30.02 |
| David CASH           | 45 | 21.34 |
| Mary                 | 59 | 32.32 |
| John HALLO           | 55 | 24.47 |
| Sylvia MACHIN        | 56 | 24.55 |
| Marlene GOURLAY      | 45 | 22.31 |
| Bob FRENCH           | 69 | 38.59 |

2/7/97

60 METRES

|                  |    |      |
|------------------|----|------|
| 1. Mike JOHNSTON | 75 | 8.86 |
| 2. Jim THOMSON   | 70 | 8.92 |
| 3. Nyala MILLAR  | 55 | 9.26 |
| 4. Judy HALL     | 55 | 9.90 |

3KM - RUN

|                   |    |       |
|-------------------|----|-------|
| 1. Neil BOYLE     | 43 | 10.37 |
| 2. Laurie COLLARD |    | 10.52 |

MENTONE VENUE RESULTS

MENTONE VENUE RESULTS

25/6/97  
200 METRES H/C

|    |               |    |       |
|----|---------------|----|-------|
| 1. | Nyala MILLER  | 55 | 23.8  |
| 2. | Mike JOHNSTON | 75 | 24.68 |
| 3. | John WAITE    | 56 | 26.04 |
| 4. | Ross KENT     | 55 | 26.16 |
| 5. | Kevin McGRATH | 66 | 28.27 |

1500 METRES AGE GRADED - TROPHY #

|    |                  |    |        |
|----|------------------|----|--------|
| 1. | Col WARING       | 51 | 238.30 |
| 2. | Phil BADMAN      | 44 | 225.63 |
| 3. | Graham STOCKDALE | 55 | 246.44 |
|    | Ian CASSELL      | 43 | 223.96 |
|    | Bob WISHART      | 56 | 248.66 |
|    | Laurie COLLARD   | 39 | 217.56 |
|    | John WAITE       | 56 | 248.66 |

5 MILES - ROAD

|     |                |    |       |
|-----|----------------|----|-------|
| 1.  | Neil PADLEY    | 47 | 30.10 |
| 2.  | Peter BENCE    |    | 30.50 |
| 3.  | Laurie COLLARD | 39 | 31.54 |
| 4.  | Greg WILLIAM   | 44 | 31.59 |
| 5.  | Peter SMART    |    | 32.22 |
| 6.  | David POTTAGE  |    | 32.30 |
| 7.  | Peter WEEKS    | 43 | 33.44 |
| 8.  | Ashley PAGE    | 56 | 36.15 |
| 9.  | Ray KEMP       |    | 36.45 |
| 10. | Paul LYNON     | 47 | 37.20 |
| 11. | John MAHONY    |    | 37.23 |
| 12. | Rodney FORD    | 56 | 38.52 |
| 13. | Joy HERBERT    | 53 | 44.48 |
| 13. | Leo CHARLES    | 64 | 44.48 |

9/7/97  
5KM RUN - ROAD

|     |              |    |       |
|-----|--------------|----|-------|
| 1.  | Ian CASSELL  | 44 | 19.09 |
| 2.  | Lesley       | 36 | 19.32 |
| 3.  | Louis WASER  | 51 | 20.56 |
| 4.  | Barry DUFF   | 52 | 20.56 |
| 5.  | John WAITE   | 56 | 21.34 |
| 6.  | Chris BARRET | 49 | 22.02 |
| 7.  | Ray KEMP     | 69 | 22.22 |
| 8.  | Greg MAULDON | 59 | 23.39 |
| 9.  | Ashley PAGE  | 56 | 23.44 |
| 10. | Rodney FORD  | 56 | 24.13 |
| 11. | Jan GARRARD  | 49 | 26.16 |
| 12. | Carole McCOY | 52 | 26.57 |

10KM RUN - ROAD

|    |                  |    |       |
|----|------------------|----|-------|
| 1. | Neil BOYLE       | 43 | 39.17 |
| 2. | Laurie COLLARD   | 40 | 39.33 |
| 3. | Peter SMART      | 52 | 40.38 |
| 4. | Graham STOCKDALE | 55 | 44.18 |
| 5. | Don McLEAN       | 63 | 44.38 |
| 6. | Ashley PAGE      | 56 | 44.50 |
| 7. | Greg MAULDON     | 59 | 47.23 |
| 8. | Case HUYSMAN     | 64 | 47.23 |
| 9. | Sonya McLENNAN   | 45 | 47.43 |

9/7/97 (cont)  
110 METRES

|    |                |     |        |
|----|----------------|-----|--------|
| 1. | Craig SHEPPARD | INV | 13.08  |
| 2. | Bob WISHART    | 55  | 13.37* |
| 3. | Ross KENT      | 55  | 13.49  |
| 4. | Jim THOMSON    | 70  | 15.52* |
| 5. | Mike JOHNSTON  | 75  | 15.53* |
| 6. | Nyala MILLAR   | 55  | 16.78* |
| 7. | John WAITE     | 56  | 18.03  |

1600 METRES

|    |                   |    |        |
|----|-------------------|----|--------|
| 1. | Alan SINCLAIR     | 47 | 5.26.6 |
| 2. | Laurie COLLARD    | 40 | 5.30.5 |
| 3. | Neil BOYLE        | 43 | 5.55.1 |
| 4. | Louis WASER       | 51 | 5.58.1 |
| 5. | John WAITE        | 56 | 6.51.9 |
| 6. | Pam MEWS          | 62 | 8.35.4 |
| 7. | Margaret BEAUMONT | 59 | 8.39.6 |
| 8. | Eddie GAMBLE      | 82 | 8.55.1 |

\*Age Track Record

WALK - TRACK 4K

|    |               |    |       |
|----|---------------|----|-------|
| 1. | Sylvia MACHIN | 56 | 24.52 |
| 2. | Bob FRENCH    | 69 | 28.13 |

2K WALK

|    |                   |    |       |
|----|-------------------|----|-------|
| 1. | John HALLO        | 55 | 11.38 |
| 2. | Joy HOGAN         | 45 | 12.50 |
| 3. | Rae ATKINS        | 65 | 13.17 |
| 4. | Margaret BEAUMONT | 59 | 13.35 |
| 5. | JimMACHIN         | 67 | 14.55 |
| 6. | Heidi ENGEL       | 55 | 16.00 |

16/7/97  
200 METRES

|    |                  |    |        |
|----|------------------|----|--------|
| 1. | Graham STOCKDALE |    | 30.11  |
| 2. | Ian CASSELL      |    | 31.56  |
| 3. | Nyala MILLAR     | 55 | 32.68* |
| 4. | John WAITE       | 56 | 34.03  |

\*Age Track Record

600 METRES

|     |                   |    |        |
|-----|-------------------|----|--------|
| 1.  | Alan DINSDALE     | 35 | 1.41.8 |
| 2.  | Graham STOCKDALE  | 55 | 1.44.0 |
| 3.  | Ross KENT         | 55 | 1.47.5 |
| 4.  | Peter SMART       | 52 | 1.48.9 |
| 5.  | Bob WISHART       | 55 | 1.53.3 |
| 6.  | John KNOTT        | 53 | 1.54.2 |
| 7.  | Ian CASSELL       | 44 | 1.57.0 |
| 8.  | Graeme NODEN      | 59 | 1.59.4 |
| 9.  | Don McLEAN        | 63 | 2.01.6 |
| 10. | John WAITE        | 56 | 2.05.2 |
| 11. | Eddie GAMBLE      | 82 | 2.46.2 |
| 12. | Pam MEWS          | 62 | 2.56.3 |
| 13. | Margaret BEAUMONT | 59 | 2.57.1 |

\*Age Track Record

16/7/97 (cont)  
4000 METRES

|    |                   |    |       |
|----|-------------------|----|-------|
| 1. | Neil BOYLE        | 43 | 14.54 |
|    | John KNOTT        | 53 | 18.11 |
|    | Sonya McLENNAN    | 45 | 17.16 |
|    | Greg MAULDON      | 59 | 17.33 |
|    | John WAITE        | 56 | 15.56 |
|    | Don McLEAN        | 63 | 16.59 |
|    | Leo CHARLES       | 64 | 20.04 |
|    | Ray KEMP          | 69 | 17.37 |
|    | Peter SMART       | 52 | 15.21 |
|    | Doug WALLACE      | 56 | 18.09 |
|    | Ashley PAGE       | 56 | 17.09 |
|    | John GARRARD      | 49 | 20.56 |
|    | Rodney FORD       | 56 | 18.27 |
|    | Don HUGHES        | 60 | 18.59 |
|    | Graham STOCKDALE  |    | 20.04 |
|    | Graeme NODEN (6L) | 59 | 11.25 |

2000 METRES - WALK

|     |                   |    |       |
|-----|-------------------|----|-------|
| 1.  | Ian CASSELL       | 44 | 11.17 |
| 2.  | Gwen STEED        | 55 | 11.38 |
| 3.  | Joy HOGAN         | 45 | 12.43 |
| 4.  | Margaret BEAUMONT | 59 | 13.18 |
| 5.  | Rae ATKINS        | 65 | 13.27 |
| 6.  | Erin WALKER       | 83 | 14.49 |
| 7.  | Ian BEAUMONT      | 61 | 14.55 |
| 8.  | Joan CLARKE       | 62 | 15.45 |
| 9.  | Heidi ENGEL       | 55 | 15.47 |
| 10. | Dot JACK          | 79 | 16.09 |
| 11. | Anne BONTE        | 49 | 16.13 |

23/7/97  
1 MILE "E.T."

|    |               |    |         |
|----|---------------|----|---------|
| 1. | Neil BOYLE    | 43 | 5.27.85 |
| 2. | Ian CASSELL   | 44 | 5.34.48 |
| 3. | Stephen YOUNG | 45 | 5.40.95 |
| 4. | Bronwyn HANNS | 34 | 5.43.5  |
| 5. | Alan DINSDALE | 35 | 6.04.2  |

6.7KM - ROAD

|     |                |    |       |
|-----|----------------|----|-------|
| 1.  | Terry HARRISON | 51 | 22.56 |
| 2.  | Neil BOYLE     | 43 | 25.33 |
| 3.  | Peter SMART    | 52 | 25.35 |
| 4.  | Bronwyn HANNS  | 34 | 25.44 |
| 5.  | Laurie COLLARD | 40 | 27.28 |
| 6.  | G. WILLIAM     | 43 | 28.00 |
| 7.  | John WAITE     | 56 | 28.29 |
| 8.  | Sonya McLENNAN | 45 | 28.5  |
| 9.  | Don McLEAN     | 63 | 28.55 |
| 10. | Doug WALLACE   | 56 | 29.29 |
| 12. | Rodney FORD    | 56 | 29.38 |
| 11. | Ashley PAGE    | 56 | 29.00 |
| 13. | Ray KEMP       | 69 | 30.00 |
| 14. | Case HUYSMAN   | 69 | 31.02 |

23/7/97 (cont)  
3KM "E.T." - WALK

|    |                 |    |       |
|----|-----------------|----|-------|
| 1. | Ian CASSELL     | 44 | 17.16 |
| 2. | Marlene GOURLAY | 45 | 16.30 |
| 3. | David CASH      | 45 | 16.50 |
|    | Joan CLARKE     | 62 | 25.00 |
|    | Jenny MILLIKIN  | 28 | 26.28 |
|    | John HALLO      | 55 | 16.55 |
|    | Ern WALKER      | 83 | 18.20 |
|    | Dot JACK        | 78 | 24.45 |
|    | Heidi ENGEL     | 55 | 23.35 |
|    | Bob FRENCH      | 69 | 19.20 |

30/7/97

|    |                 |    |       |
|----|-----------------|----|-------|
| 1. | David CASH      | 45 | 17.03 |
| 1. | Marlene GOURLAY | 45 | 17.03 |
| 2. | Bob FRENCH      | 69 | 20.48 |
| 3. | Ian BEAUMONT    | 61 | 22.47 |
| 4. | Claudia MAXWELL | 52 | 23.52 |
| 5. | Ruth-Mary       | 59 | 24.07 |
| 6. | Heidi ENGEL     | 55 | 24.11 |
| 7. | Dot JACK        | 78 | 25.19 |
| 8. | Anne BONTE      | 49 | 25.28 |
| 7. | Joan CLARKE     | 62 | 25.19 |

1000 METRES

|    |                |    |        |
|----|----------------|----|--------|
| 1. | Stephen YOUNG  | 45 | 3.11.7 |
| 2. | Laurie COLLARD | 40 | 3.12.9 |
| 3. | Peter SMART    |    | 3.13.9 |
| 4. | Alan DINSDALE  | 35 | 3.17.9 |
| 5. | Bronwyn HANNS  | 34 | 3.21.6 |
| 6. | Louis WASER    | 51 | 3.30.3 |
| 7. | John WAITE     | 56 | 3.41.2 |
| 8. | Graeme NODEN   | 59 | 3.55.3 |

150 METRES "E.T."

|    |               |    |       |
|----|---------------|----|-------|
| 1. | Ross KENT     | 55 | 18.50 |
| 2. | Alan DINSDALE | 35 | 19.58 |
| 3. | Jim THOMSON   | 70 | 22.05 |
| 4. | Nyala MILLAR  | 55 | 24.25 |
| 5. | John WAITE    | 56 | 25.00 |

5KM H/C - TRACK

|    |                   |    |       |
|----|-------------------|----|-------|
| 1. | Betty MARK        | 50 | 32.50 |
| 2. | Jan GARRARD       | 59 | 33.18 |
| 3. | Ian CASSELL       | 44 | 33.25 |
|    | Laurie COLLARD    | 40 | 33.17 |
|    | Margaret BEAUMONT | 59 | 28.43 |
|    | Leo CHARLES       | 64 | 26.05 |
|    | Bronwyn HANNS     | 34 | 33.58 |
|    | Case HUYSMAN      | 65 | 33.46 |
|    | Rodney FORD       | 56 | 36.13 |
|    | Don HUGHES        | 60 | 36.05 |
|    | Ray KEMP          | 69 | 34.09 |
|    | Graeme NODEN      | 59 | 35.08 |
|    | Sonya McLENNAN    | 45 | 21.15 |
|    | J. MAHONY         | 57 | 34.04 |
|    | Marion PERAZZO    | 45 | 34.40 |

2/7/97 (cont)  
 800 METRES

|    |               |    |        |
|----|---------------|----|--------|
| 1. | Neil BOYLE    | 43 | 2.29.6 |
| 2. | Stephen YOUNG | 45 | 2.30.4 |
| 3. | Alan DINSDALE | 35 | 2.32.9 |
| 4. | Ross KENT     |    | 2.34.5 |
| 5. | Bronwyn HANNS | 34 | 2.35.3 |
| 6. | Ian CASSELL   | 44 | 2.37.7 |
| 7. | Pam MEWS      | 62 | 3.58.4 |

4 LAPS 3.36K - ROAD WALK

|    |               |    |       |
|----|---------------|----|-------|
| 1. | David CASH    | 45 | 18.25 |
| 2. | Ian CASSELL   | 44 | 19.39 |
| 3. | Sylvia MACHIN | 56 | 21.32 |
| 4. | Vivienne CASH | 45 | 22.11 |
| 5. | Bob FRENCH    | 69 | 22.14 |
| 6. | Rae ATKINS    | 65 | 22.32 |
| 7. | Heidi ENGEL   | 55 | 28.08 |

4K RUN - TRACK

|    |                  |    |       |
|----|------------------|----|-------|
| 1. | Laurie COLLARD   | 40 | 15.00 |
| 2. | Bronwyn HANNS    | 34 | 15.13 |
| 3. | Barry DUFF       | 52 | 16.11 |
|    | Stephen YOUNG    | 45 | 18.18 |
|    | George YEOMANS   | 52 | 18.32 |
|    | Grahan STOCKDALE |    | 16.24 |
|    | Marion PERAZZO   | 45 | 20.03 |
|    | Jan GARRARD      | 49 | 20.26 |
|    | Carole McCOY     | 52 | 21.15 |
|    | Rodney FORD      | 56 | 18.55 |

8K RUN - TRACK

|     |                |    |       |
|-----|----------------|----|-------|
| 1.  | Neil PADLEY    | 47 | 30.01 |
| 2.  | Jim McLURE     | 51 | 30.45 |
| 3.  | Neil BOYLE     | 43 | 31.33 |
| 4.  | Peter WEEKS    | 43 | 32.29 |
| 5.  | Louis WASER    | 51 | 32.48 |
| 6.  | Dave CRAIG     | 53 | 34.26 |
| 7.  | Don McLEAN     | 63 | 34.35 |
| 8.  | Doug WALLACE   | 56 | 35.07 |
| 9.  | Sonya McLENNAN | 44 | 35.17 |
| 10. | Ashley PAGE    | 56 | 35.31 |
| 11. | Greg MAULDON   | 59 | 36.32 |
| 12. | Ray KEMP       | 69 | 36.33 |
| 13. | Case HUYSMAN   | 64 | 36.54 |
| 14. | John MAHONY    | 57 | 37.16 |

Victorian Veterans Athletic Club Inc

**25 km Road Race**

9:30 am Sunday 14<sup>th</sup> September 1997

Note :- Change of date to allow all the Marathoners to use it as a final hit out

Footscray Boat Club, Farnsworth Avenue. Melway 42 D2

Showers and change rooms in boat club. Lunch also available for nominal extra cost

V.V.A.C.Inc ~ Aberfeldie Venue

**Western Region Games**

Wednesday 15<sup>th</sup> October 1997

Aberfeldie Venue, Corio Street Moonee Ponds  
 Field games 6:10 pm - Hammer, Shot-put, then Discus. Track events 7:00 pm - 100 m, 200 m, 3000 m Walk, 1500 m, 400 m and 5000 m, plus Supper and presentations.

Medals to all winners in each 5 year age division, incl wheelchair. Entry \$4:00 includes Supper (extra events \$1:00) Further enquiries Lorraine 9398 1884 or Rob 9318 3802

**Questions anyone?**

If you have any inquiries about the Honda Masters Games, Alice Springs the friendly Games Office staff will be happy to help you.

Simply write to:  
 Games Office, PO Box 1095  
 Alice Springs NT 0871  
 or telephone:

(08) 8951 5329 1800 65 8951

or fax:  
 (08) 8951 5330

ADVERTISERS WANTED

We have room for a few small advertisements in future copies of "AROUND THE GROUNDS".

Have you a business you would like the members to be aware of.

By advertising through us you will be helping to keep our magazine free to members as well as helping yourself.

The cost to you is very small, for further information please ring me on 97951169

Editor.

# Interviews

By Brian Lenton

The master of "running" interviews has done it again in his latest book!

Brian scratches below the surface, in his inimitable style, with plenty of amusing and informative anecdotes as he takes us through the sporting careers of:

Ron Clarke,  
 Derek Clayton,  
 Ralf Doubell,  
 Herb Elliott,  
 Lisa Ondieki and  
 Dave Power.

Like his previous books this one is also destined to become a collectors item.

A must for your running library!

Limited stocks available at **\$18** a copy.

Get your copy now from: Ron Young (9878 9510) or John Gosbell (9808 4641)

## Frankston Venue

| <u>3200 Metre Run</u> | 31-Jul-97 |       |
|-----------------------|-----------|-------|
| 1 Gary Anderson       | 45        | 11.40 |
| 2 Ian Muir            | 52        | 11.44 |
| 3 Alan Alderson       | 46        | 11.53 |
| 4 John Wallace        | 53        | 12.11 |
| 5 David Painter       | 54        | 12.30 |
| 6 Ray O'Connor        | 59        | 12.31 |
| 7 Trevor Rollinson    | 50        | 13.16 |
| 8 Colin Kemp          | 45        | 14.45 |
| 9 Charlie Mallia      | 48        | 15.00 |
| 10 Graham Bonnett     | 54        | 15.04 |
| 11 Gordon Loughnan    | 45        | 15.19 |
| 12 Susan Kemp         | 43        | 16.30 |

100 Metre Run

|                   | 31-Jul-97 |       |
|-------------------|-----------|-------|
| 1 Graeme Richards | 51        | 13.05 |
| 2 Ray O'Connor    | 59        | 15.08 |
| 3 John Reid       | 70        | 15.33 |

600 Metre Run

|                      | 31-Jul-97 |      |
|----------------------|-----------|------|
| 1 Trevor Rollinson   | 49        | 1.43 |
| 2 Tony Nematic       | 45        | 1.48 |
| 3 Ian Muir           | 53        | 1.55 |
| 4 Allan Alderson     | 46        | 1.57 |
| 5 Rowland Brickles   | 51        | 2.00 |
| 6 David Painter      | 54        | 2.07 |
| 7 Gordon Loughnan    | 45        | 2.21 |
| 8 John Reid          | 70        | 2.35 |
| 9 Graham Bonnett     | 54        | 2.42 |
| 10 Susan Kemp        | 43        | 2.46 |
| 11 Margaret Beaumont | 59        | 3.11 |
| 12 Gwen Steed        | 54        | 3.13 |

## Frankston Venue

| <u>1600 Metre Run</u> | 31-Jul-97 |      |
|-----------------------|-----------|------|
| 1 Rowland Brickles    | 51        | 5.58 |
| 2 Charlie Mallia      | 48        | 6.27 |
| 3 Tony Nematic        | 45        | 7.00 |
| 4 Tony Nematic        | 45        | 7.00 |
| 5 Lindsay Beaton      | 46        | 7.00 |
| 6 John Reid           | 70        | 8.03 |

300 Metre Run

|                    | 31-Jul-97 |       |
|--------------------|-----------|-------|
| 1 Ross Kent        | 55        | 41.54 |
| 2 Peter Ellis      | 46        | 46.00 |
| 3 Trevor Rollinson | 50        | 46.00 |
| 4 Alan Alderson    | 46        | 50.46 |
| 5 Eddie Stack      | 63        | 50.94 |
| 6 Ray O'Connor     | 59        | 53.42 |

3200 Metre Walk

|                     | 31-Jul-97 |       |
|---------------------|-----------|-------|
| 1 Gwen Steed        | 54        | 13.41 |
| 2 John Hallo        | 55        | 13.41 |
| 3 Kathy Westhrop    | 35        | 15.02 |
| 4 Jack Kilfoyle     | 73        | 15.32 |
| 5 Margaret Beaumont | 59        | 15.57 |
| 6 Nola Barratt      | 51        | 16.00 |
| 7 Ian Beaumont      | 61        | 16.59 |
| 8 Lindsay Beaton    | 47        | 17.01 |
| 9 Kees Zwemberg     | 68        | 17.13 |
| 10 Ern Walker       | 83        | 17.55 |
| 11 Jim Strickland   | 66        | 17.58 |
| 12 Mary Elks        | 69        | 19.50 |

V.V.A.C.I. 1998 FIXTURE

|                         |            |           |                                                   |         |
|-------------------------|------------|-----------|---------------------------------------------------|---------|
| PENTATHLON              | 1-3-98     | 12.30pm   | CAULFIELD                                         | 68 K9   |
| SUMMER WT. PENTATHLON   | 22-3-98    | 10.00am   | CAULFIELD                                         | 68 K9   |
| VICTORIAN TRACK & FIELD | 28/29-3-98 | 12.00noon | CAULFIELD                                         | 68 K9   |
| AUSTRALIAN NATIONALS    | 10/13-4-98 |           | BRISBANE QLD                                      |         |
| ½ MARATHON              | 3-5-98     | 10.00am   | BUNGAREE OVAL                                     | 253 B12 |
| 10KM X-C                | 24-5-98    | 10.00am   | COLLINGWOOD                                       | 30 H12  |
| 10KM ROAD               | 12-7-98    | 9.30am    | BRAESIDE PARK                                     | 88 E10  |
| 10 MILE ROAD            | 23-8-98    | 10.00am   | CARLTON                                           | 43 G1   |
| WINTER WT. PENTATHLON   | 23-8-98    | 10.00am   | CAULFIELD                                         | 68 K9   |
| 25KM ROAD               | 13-9-98    | 9.30am    | FOOTSCRAY                                         | 42 D2   |
| MARATHON                | 11-10-98   |           | (MELBOURNE MARATHON - SPECIAL ENTRY REQUIREMENTS) |         |
| 10KM TRACK (DIVISIONS)  | 28-11-98   | 6.30pm    | KNOX                                              | 73 D7   |

CLUB UNIFORM MUST BE WORN AT ALL ABOVE EVENTS TO QUALIFY FOR AWARDS.  
TO ENCOURAGE MORE PARTICIPATION IN CLUB EVENTS, THE COMMITTEE WELCOMES FINANCIAL MEMBERS TO COMPETE ON AN INVITATIONAL BASIS.

ENQUIRIES -

WALK EVENTS - Peter McGRATH 9807 5656  
WEIGHT PENTATHLONS - Astrid ROSE 9836 2350  
PENTATHLON - Anthony BRADFORD 9749 2248  
DISTANCE EVENTS - Eric GREAVES 9560 2971

10 DEC 97  
KNOX VENUE H/CAP  
MARATHON