


VICTORIAN VETERANS'
ATHLETIC CLUB INC.

AROUND
THE
GROUNDS

May



1998

TWO FORMER CLUB PRESIDENTS
AT COLLINGWOOD VENUE'S 20TH ANNIVERSARY
LEO JONES, JOHN MAY.

VENUES:

ABERFELDIE, ALTONA, CAULFIELD, COBURG, COLLINGWOOD,
CROYDON, DONCASTER, EAST BURWOOD, FRANKSTON,
GEELONG, KNOX, LATROBE VALLEY, MENTONE, SWAN HILL,
SPRINGVALE - NOBLE PARK and TOOTGAROOK

for information on Club activities

Hon. Secretary Dorothy Browne OAM. LM (03) 9874 2501

COMMITTEE MEMBERS 1998

Victorian Veterans Athletic Club Inc.

PresidentRobert Waters LM. 9318 3802
5 Bellevue Court Maribyrnong 3032**Honorary Secretary**Dorothy Browne OAM. LM. (Life Member)
4 Victory Street Mitcham 3132
9874 2501 fax 9873 3223**Honorary Assistant Secretary**Colin Browne 9874 2501
4 Victory Street Mitcham 3132**Honorary Treasurer**Robert Petrie 0359 671 915
PO Box 136 Wandin North 3139**Vice Presidents**Ted McCoy LM. 9583 3280
24 Blackwood Avenue Montone 3194

and

Anthony Bradford 9749 2248
6 Merrett Avenue Werribee 3030**Club Captain**Eric Greaves LM. 9560 2971
7 Netherby Avenue Mulgrave 3170**Club Vice Captain**Peter McGrath LM. 9807 5656
13 Bales Street Mt Waverley 3149**Immediate Past President**Doug Orr 9788 4875
27 Shawlands Avenue Blackburn South 3130**General Committee Members**Jeffrey Briggs 9758 6328
60 Bursaria Avenue Ferntree Gully 3156John Dean 9337 7179
3 Pearl Street Essendon West 3040Alexander Harris 9848 2986
8 Lignum Court Lower Templestowe 3107Alan Bennie 9547 2978
75 Bertrand Avenue Mulgrave 3170David Sheehan 9794 7464
4/42 Marna Court Noble Park 3174Ken Walters 9752 5977
5 Warra Road Upwey 3158**Subscriptions Officer**Astrid Rose 9836 2350
71 Union Road Surrey Hills 3127**Honorary Auditor/s**Keith Routley 9699 6384
6 Mowbray Street Albert Park 3206

and

John Chisholm 9772 3285
Lot 1/48 Field Avenue Edithvale 3196**VENUES****Locations and Managers****Venue Day and Melway Ref**

ABERFELDIE	Aberfeldie Park, Corio Street, Moonee Ponds Rob Waters 9853 7096 (W) 9318 3802 (H)	Weds	28 D 6
ALTONA	Grant Reserve, Sugar Gum Drive (off Civic Pde) Altona Alan Barling 9398 5667 and Michael O'Relli	Sun - Winter Tuesday - Daylight Saving	54 G 9
EAST BURWOOD	Burwood East Reserve, Burwood Highway John Gosbell 9808 4641	Thurs	62 C 7
CAULFIELD	Duncan McKinnon Park, North Road, Murrumbeena Greg Mauldon (Track) 9583 5637 ~ Graeme Rose (Field) 9836 2350	Tues - Track Sunday - Field Games	68 K 9
COBURG	Harold Stevens Ath. Field, Outlook Rd. Coburg Vonda Saunders 9460 1267	Thurs	18 A 9
COLLINGWOOD	George Knott Athletic Track, Heidelberg Rd., Clifton Hill Bill Ryan 9434 3783 Keith Moody 9434 7403 and Ron Young	Tues	30 F 12
CROYDON	Town Park, off Norton Road, Croydon Les Clark 9754 2793	Tues	50 K 5
DONCASTER	Rieschicks Reserve, George Street, Doncaster Jim Shand 9459 5437	Weds	33 J 11
FRANKSTON	Ballam Park, Bananee Terrace, Frankston Peter Duggan 9786 9169	Thurs	103 B 4
GEELONG	Landy Field, off Barwon Terrace, Geelong Mike McAvoy 0352 582 376	Weds	228 C 7
KNOX	Knox Park Athletic Track, off Rushdale Road, Scoresby Ivan Andric 9758 7905	Weds	73 D 7
LATROBE - VALLEY	Joe Carmody Ath. Track, John Field Drive, Newborough Bob Connell 0351 221 558 Vern Curnow 0351 341 809	Tuesday evening	
MENTONE	Dolomore Oval, Cnr. First and Queen Streets, Mentone Ted McCoy 9583 3280	Weds	87 B 6
SPRINGVALE/ NOBLE PARK	Ross Reserve, Memorial Drive, Springvale Tony Doran 9547 7320 Ken Hough 9798 1231	Weds	80 E 12
SWAN HILL	May Ward 0350 376 685 Swan Hill Little Ath's Field	Monday evening	
TOOTGAROOK	Tootgarook Sports Reserve, Truemans Road, Tootgarook Alan Radford / Ken Taylor 0359 855 989	Weds - Winter Sunday - Daylight Saving	169 E 6
*****	EDITOR - "Around the Grounds" - Peter Colthup OAM. LM.	9795 1169 fax 9795 1169 ***** 14 Bakers Road Dandenong North 3175	

Australian Association of Veterans Athletic Clubs

Secretary - Brian Foley (09) 339 2716

THE BETTY, ALLAN AND NORM PAGE.

Date	Venue	Sprint	Mid Dist	Walk	Distance
Tues 30 Jun	Caulfield	100m	300m	1500m	3200m
" 30 Jun	Collingwood	110/200m ET	1500m	3 Km	3/5 Km
" 30 "	Croydon	50/400m	800m	1000m	5/10/15 laps
Weds 1 Jul	Aberfeldie	100m Med.	Rel. 100x200x600x400m		4/6 Km
" 1 "	Doncaster	100/400m HC	800m	Javelin	2/4/6 Km
" 1 "	Geelong	200m Rel	400m	3200m	3200m
" 1 "	Knox	200m	1600m	3 Km	3/5 Km
" 1 "	Mentone	150m	1200m	3 Km Age Gd	3 Km Age Gd Tk
" 1 "	Springvale	70m	300m	3 Km	3/5 Km
Thur 2 "	Coburg	100/500m	1500m	1000m	3/5 Km
" 2 "	E Burwood Ds.	100/300m	800m H/c	10 min TT	20/40 min TT W/R
" 2 "	Frankston	100/300m	1000m	2400m	2Km/4800m
Sun 5 "	Altona	Brimbank Park (Lower car park) 2.00 p.m.			
" 5 "	Caulfield	Field Games			
" 5 "	Tootgarook	C.C. Run-Ride-Run 4/6/4 Km Teams 3.30. P.M.			
Weds 8 "	Aberfeldie	100/400m	1000m SLJ	800m	5/7 Km
" 8 "	Doncaster	70/200m	1600mR	Discus	3/5 Km
" 8 "	Geelong	300m	1000m	1 Mile	1 Mile
" 8 "	Knox	300m	600m		40 min TT
" 8 "	Mentone	100m ET	800 H/c	2 Km Tk	4 laps Rd 3.36 Km
" 8 "	Springvale	100m	800m H/c	10/15/25min	10/15/25 min
Tues 7 "	Caulfield	100m H/c	400m H/c	3 Km H/c	5 Km H/c
" 7 "	Collingwood	90/400m ET	1 Mile	2 Km	2/8 Km
" 7 "	Croydon	60/200m	1500m ET	1500m	20/40 min TT
Thur 9 "	Coburg	90/300m	600m	5 Km	5/10 Km
" 9 "	E Burwood	90/400m H/c	1 Mile	1500m/2Km	5 Km H/c Jav.
" 9 "	Frankston	100/400m	600m	1600m/3Km	1500m/3/5 Km
Sun 12 "	Caulfield	Field Games			
" 12 "	Altona	Westgate Park Todd Road 2.00 p.m.			
" 12 "	BRAESIDE Park	VETS. 10 KM ROAD CHAMPSHIPS 9.30 (Club Uniforms)			
Tues 14 "	Caulfield	100m H/c	400m H/c	3 Km H/c	5 Km H/c
" 14 "	Collingwood	100/200m	800m	4 Km	4/6 Km
" 14 "	Croydon	4x100m Rel	400m ET/600m	2 Km	10 Laps
Weds 15 "	Aberfeldie	100/200m	1 Mile	1 Mile	4/6 Km
" 15 "	Doncaster	100/300m	1200m	Shot Putt	4/6 Km
" 15 "	Geelong	100m	1500m	2800m	2800m
" 15 "	Knox	75 Sec ED	1200m ET	Raffle	10 Laps Sp H/c
" 15 "	Mentone	110m	1 Mile	5 Km Rd	6 Km Tk
" 15 "	Springvale	120m	1500m	1500m	2/4 Km
Thur 16 "	Coburg	100/200m	1000m	(Supper)	5 Km H/cap
" 16 "	E Burwood	70m 3x200/400/200m	1000m 3x12L.	R & 6L Walk	
" 16 "	Frankston	70/300m	800m	3200m	1200m/4/6 Km
Sun 19 "	Altona	Altona Food Run cr Queen & Surf Sts 2.00 p.m.			
" 19 "	Caulfield	Field Games			
" 19 "	Tootgarook	100/100m Rel.	600m, 1500m	Walk	5 Km Road
Tues 21 "	Caulfield	100m	400m	3 Km H/cap	5 Km H/cap
" 21 "	Collingwood	120/150m	1600m	2/4 Km	2/4/8 Km
" 21 "	Croydon	100m H/c	300/800m	3 Km	8 Lap H/c Spiral
Weds 22 "	Aberfeldie	70/300m	800m	500m	6/8 Km
" 22 "	Doncaster	80/400m	1500m H/c	Javelin	2/4/6 Km
" 22 "	Geelong	100m Rel	800m	3 Km	3 Km
" 22 "	Knox	3x200m/10 min	2 Km		3/5/7 Km
" 22 "	Mentone	70/300m	1000m	WALKERS & RUNNERS RELAY	
" 22 "	Springvale	200m ET	600m	2/4 Km	6 Km
Thur 23 "	Coburg	110/600m	1600m	1200m	2/4 Km
" 23 "	E Burwood	100m H/c	200m/1500m	H/c 800m/3Km	3/5 Km
" 23 "	Frankston	100/200m	1000m	1600/3600m	Parlauf/2 Km
Sun 26 "	Altona	Eastern Park (at Rotunda) Geelong 2 p.m.			
" 26 "	Caulfield	Field Games			
" 26 "	Tootgarook	Opp. Rye P.O.	Chinamans Ck 10 Km	C.C. or 6 Km	Wk.
Tues 28 Jul	Caulfield	100m H/c	400m H/c	3 Km H/c	5 Km H/c
" 28 "	Collingwood	100m H/c/200m	1 Km	3 Km	3/5 Km
" 28 "	Croydon	70/200m	1 Km	1 Km H/c	Devil take HAM
Weds 29 "	Aberfeldie	100/200m	600m ET	3 Km	3/5 Km
" 29 "	Doncaster	100/200m	1600m	Discus	3/5 Km
" 29 "	Geelong	100m	300m	3 Km	3/5 Km
" 29 "	Knox	400m	800m	6 Km	6/10 Km
" 29 "	Mentone	200m H/cap	1500m	3 Km Rd	5/10 Km Tk
" 29 "	Springvale	100m	400m H/cap	3 Km	5 Km H/cap
Thur 30 "	Coburg	100/400m	800m	4 Km	4/8 Km
" 30 "	E Burwood	80/2x100m	1000m	1200m/8Lap	12 Lap/10 Km
" 30 "	Frankston	100/300m	600m	2/4 Km	2/4/10 Km
** Sun 12 "	Tootgarook	100/200m	1500m	1200m	4 Km H/c

***** For SWAN HILL Program, ring May WARD 0350376 685

Not responsible for alterations or errors. Ed.

RESULTS OF MEETINGS HELD AT CAULFIELD - MAY 1998

RESULTS OF MEETINGS HELD AT CAULFIELD - MAY 1998

100 MTRS H/C - 5.5.98

		Clock	H/cap
		Time	
James REED	Inv	10.91	18 Mtrs
Bob WISHART	56	11.34	8 Mtrs
Leo CHARLES	65	11.62	20 Mtrs
Nyala MILLAR	56	11.87	24 Mtrs
Charles PACE	36	12.09	12 Mtrs
John WAITE	57	12.33	25 Mtrs
Glad WISHART	54	12.62	25 Mtrs
Domenico MORINA	59	12.91	30 Mtrs

4KM RUN ESTIMATED TIME - 5.5.98

	Est	Actual	Diff
	Time	Time	
Kevin BROWNE	61	18.05	18.04 0.01
Graham PHILPOTT	55	15.30	15.27 0.03
Stephen YOUNG	45	18.30	18.33 0.03
Robert McKENNA	49	16.15	16.19 0.04
John MAHONEY	58	18.30	18.34 0.04
Case HUYSMAN	65	18.40	18.35 0.05
Jim BERRINGTON	41	14.32	14.38 0.06
John WAITE	57	16.50	16.56 0.06
Doug WALLACE	57	17.56	18.02 0.06
Terry STUBBS	48	19.10	19.18 0.08
Peter BENCE	48	14.10	14.21 0.11
Neil PILLING	39	14.15	14.28 0.13
John SHEARD	49	19.35	19.48 0.13
Jeff BOOT	42	14.35	14.50 0.15
Roy STANWAY	64	16.06	16.23 0.17
Graham PROSSOR	43	15.30	15.09 0.21
Peter FIELD	40	14.28	14.51 0.23
Rhonda TRENGROVE	50	19.41	20.05 0.24
Jeff MARK	49	19.00	19.25 0.25
Betty MARK	50	21.00	21.25 0.25
Jim NEFF	42	16.45	16.18 0.27
Peter McGRATH	58	19.39	19.12 0.27
Shane WATERMAN	33	14.40	15.13 0.33
Paul LYNCH	48	17.15	17.48 0.33
Jan MORREY	58	20.00	19.26 0.34
Des MIDDLETON	51	25.00	25.41 0.41
Jim McLURE	52	15.10	15.52 0.42
Colin MILLER	55	16.59	17.43 0.44
Cynthia ELLERY	49	21.00	21.52 0.52
Eric LESBIREL	46	19.00	18.05 0.55
Mark BENJAMIN	61	18.35	19.31 0.56
Eddy STACK	63	18.00	18.57 0.57
Don PRITCHARD	48	18.30	19.28 0.58
Pete BATTRICK	54	19.38	18.36 0.62
Rodney FORD	57	19.00	17.45 1.15
Ben MORREY	69	19.50	21.10 1.20
Jan GARRARD	50	22.00	19.14 2.46
Imelda LESBIREL	45	22.30	25.41 3.11
David MELDRUM	72		25.41 -

1200 MTRS EST TIME - 5.5.98

	Est	Actual
	Time	Time
Ann HOLCOMBE	50	4.08 4.07
Doug ADENEY	53	3.50 3.48
Tony QUINN	32	4.00 4.03
Jim BERRINGTON	41	4.00 3.49
John WAITE	57	4.25 4.29
Stephen YOUNG	45	4.40 4.32
Alan SINCLAIR	48	3.40 3.48

Winner on Est Time: Ann Holcombe

1500 MTRS WALK - EST TIME - 5.5.98

	Est	Actual	Diff
	Time	Time	
Gwen STEED	55	7.55	7.54 0.01
Maureen SEEDSMAN	60	9.24	9.23 0.01
Ralph FIELD	84	11.38	11.42 0.04
Joan CLARKE	63	11.00	11.04 0.04
Marg BEAUMONT	60	9.54	10.07 0.13
Dot JACK	80	11.45	12.01 0.16
Bev MACKIE	57	11.59	11.44 0.19
Darrel POLGLASE	58	10.40	10.19 0.21
Graeme DAVIS	48	7.50	7.29 0.21
Ron BILSTON	54	10.32	10.10 0.22
Janice GUTHRIE	57	14.00	13.29 0.31
Ian BEAUMONT	62	11.00	10.19 0.41
Grace SMITH	79	15.20	16.03 0.43
Sandra MIDDLETON	49	9.50	9.06 0.44
Domenico MORINA	58	10.35	11.37 1.02
Joy HOGAN	46	10.50	9.45 1.05
Kevin McGRATH	67	11.28	10.16 1.12
Beatrice PALMER	73	15.20	14.01 1.19

200 MTR H/C - 12.5.98

	Clock	H/cap
	Time	
Nyala MILLAR	56	33.9 2 Secs
Leo CHARLES	65	34.2 4 Secs
Brian HOLCOMBE	52	34.6 6 Secs
Ann HOLCOMBE	50	34.8 5 Secs
Bob WISHART	56	35.2 9 Secs
Ross KENT	56	35.4 9 Secs
Vivienne CASH	46	35.8 4 Secs
Charles PACE	36	36.8 7 Secs
Domenico MORINA	59	37.5 Go
John WAITE	57	38.1 3 Secs
James REED	45	39.0 7 Secs

10K RUN SEALED H/C -12.5.98

	Actual	H/cap
	Time	Time
Neil SALVANO	46	40.20 33.30
John WAITE	57	42.37 34.37
Graham PROSSOR	43	39.36 35.06
Graham PHILPOTT	55	39.46 35.16
Robert McKENNA	49	42.41 35.31
Jim NEFF	42	42.57 35.37
Peter BENCE	46	38.24 35.54
Jim BERRINGTON	41	38.28 36.18
Shane WATERMAN	33	42.00 37.00
Jim McLURE	52	41.13 37.03
Stephen YOUNG	46	44.24 37.44
Ernie STEWART	43	39.49 38.09
Peter McGRATH	58	49.07 42.37
Jeff MARK	49	51.02 43.02
Judy WINES	60	52.24 43.14
Mark BENJAMIN	61	48.35 43.25
Rhonda TRENGROVE	50	51.27 43.27
Jane STURZAKER	45	49.11 43.51
Neil THORNLEY	39	51.01 44.11
Terry STUBBS	48	47.56 44.26
Kevin BROWNE	61	47.21 44.41
David MELDRUM	72	63.13 45.13
John MAHONEY	58	50.37 45.27
Betty MARK	50	58.07 45.27
Don PRITCHARD	48	49.59 45.39
Pete BATTRICK (Late start)	54	49.42 45.52
Cynthia ELLERY	49	59.00 46.00
Doug WALLACE	57	49.20 46.20
Rodney FORD	57	47.54 47.04
Colin MILLER	55	48.58 47.48
Ngairie Coulthart	Inv	51.00 51.00

Winner on Sealed H/c...Neil Salvano

	Clock	H/cap
	Time	
Roy STANWAY	64	20.54
Emma YEOMANS	Inv	21.08
George YEOMANS	53	23.03
Jan GARRARD	50	25.09
Des MIDDLETON	51	26.02
Eddie STACK	64	26.11
Imelda LESBIREL	45	27.44
Marlaine STANWAY (13½)	59	29.02
Joy HERBERT (16 laps)	54	31.52

400 MTRS H/C - 12.5.98

	Clock	H/cap
	Time	
Tony QUINN	Inv	1.16.5 16 Secs
Ann HOLCOMBE	50	1.17.3 12 Secs
Doug ADENEY	53	1.18.2 15 Secs
Alan SINCLAIR	48	1.20.0 20 Secs
Graham PROSSOR	43	1.20.3 13 Secs
Brian HOLCOMBE	52	1.21.4 14 Secs
John WAITE	57	1.22.6 6 Secs
Graham STOCKDALE	56	1.22.8 15 Secs
James REED	45	1.24.5 14 Secs

5K H/C WALK - 12.5.98

	Clock	H/cap
	Time	
Ron BILSTON	54	36.11 23.56
Maureen SEEDSMAN	60	32.48 26.48
Ralph FIELD	84	40.13 26.53
Darrel POLGLASE	58	35.56 27.11
Joan CLARKE	63	39.00 27.30
Margaret BEAUMONT	60	35.02 27.32
Frank WARREN	72	34.51 27.41
Domenico MORINA	59	32.47 27.47
Sandra MIDDLETON	49	32.11 28.11
Ian BEAUMONT	62	36.50 28.20
Dot JACK	80	41.41 28.41
Graeme DAVIS	48	28.48 28.48
Beverley HUGO	58	37.28 28.58
Kevin McGrath	67	38.18 30.08
Beatrice PALMER	73	47.22 --

100 MTRS H/C - 19.5.98

	Clock	H/cap
	Time	
Charles PACE	36	10.91 8 Mtrs
Leo CHARLES	65	11.13 20 Mtrs
Alan SINCLAIR	48	11.31 8 Mtrs
Howard FOX	51	11.46 8 Mtrs
Nyala MILLAR	56	11.65 24 Mtrs
Domenico MORINA	59	11.79 32 Mtrs
John WAITE	57	11.99 25 Mtrs

1000 MTRS H/C - 19.5.98

	Clock	H/cap
	Time	
Doug ADENEY	53	3.37.0 30 Secs
Tony QUINN	Inv	3.37.1 30 Secs
Ann HOLCOMB	50	3.53.1 25 Secs
Billy CARR	35	3.55.6 28 Secs
Eddy STACK	64	4.14.4 Go
John WAITE	57	4.19.4 25 Secs

RESULTS OF MEETINGS HELD AT CAULFIELD - MAY 1998

8 LAP RUN - 19.5.98

	Actual Time
Jim BERRINGTON	41 11.20
Peter BENCE	49 11.28
Ernie STEWART	47 11.40
Graham PHILPOTT	55 12.19
Jim NEFF	42 12.37
Robert McKENNA	49 12.39
Neil SALVANO	46 12.55
Roy STANWAY	64 13.03
Stephen YOUNG	45 13.26
Denis THORNTON	43 13.34
Nev HARTCHER	13.35
George YEOMANS	53 14.10
Paul LYNCH	48 14.13
Des MIDDLETON	51 14.42
Eric LESBIREL	46 14.43
Case HUYSMAN	65 14.45
Joy HERBERT	54 14.48
Mark BENJAMIN	61 14.50
Doug WALLACE	57 15.05
Jeff MARK	49 15.20
Rhonda TRENGROVE	50 15.24
Don PRITCHARD	48 15.38
Peter McGRATH	58 15.40
Peter BATTRICK	54 15.40
David JONES	60 15.55
Jane STURZAKER	45 15.55
Judy WINES	60 16.05
Rodney FORD	57 16.05
Betty MARK	50 16.15
Cynthia ELLERY	49 16.18
Marlaine STANWAY	59 16.30
David MELDRUM	72 16.50

4K WALK - 19.5.98

	Actual Time
Graeme DAVIS	48 13.00
Gwen STEED	55 13.20
Sandra MIDDLETON	49 15.01
Maureen SEEDSMAN	60 15.37
Frank WARREN	72 16.21
Vic HARLEY	72 16.23
Ron BILSTON	54 16.49
Darrel POLGLASE	58 16.54
Domenico MORINA	59 18.25
Kevin McGRATH	67 18.41
Ralph FIELD	84 18.53
Beatrice PALMER	73 22.53

5K RUN - 26.5.98

	Actual Time
Peter BENCE	48 18.22
Jim BERRINGTON	41 18.26
Neil PILLING	39 18.30
Ernie STEWART	47 18.34
Jim McLURE	52 18.58
Graham PROSSOR	43 18.59
Peter WEEKS	44 19.00
Graham PHILPOTT	55 19.11
Peter FIELD	40 19.36
Ross MARTIN	46 20.07
Ray O'CONNOR	60 20.08
John WAITE	57 20.19
Neil SALVANO	46 20.23
Frank NEILL (1 short)	Inv 20.47
Denis THORNTON	43 21.36
Stephen YOUNG	46 21.49
Rodney FORD	57 21.59
Paul LYNCH	48 22.26
John SHEARD	50 22.46
George YEOMANS	53 22.56
Terry STUBBS	48 22.58
Jeff BOOT	43 23.14
Case HUYSMAN	65 23.16
Kevin BROWNE	61 23.17
Don PRITCHARD	48 23.30
Mark BENJAMIN	61 23.32
David JONES	60 23.37
John MAHONEY	58 23.38
Peter BATTRICK	54 23.41
Joy HERBERT	54 23.42
Jeff MARK	49 23.42
Peter McGRATH	58 23.42
Rhonda TRENGROVE	50 23.45
Roy STANWAY	64 23.55
Eric LESBIREL	46 24.02
Eddy STACK	64 24.03
Jan MORREY	58 25.08
Judy WINES	60 25.10
Colin MILLER	55 26.19
Ben MORREY	69 26.30
Betty MARK	50 27.28
Imelda LESBIREL	45 27.34
Cynthia ELLERY	49 27.47
David MELDRUM	72 30.41
Shane WATERMAN	33 DNF
Alan SINCLAIR	48 DNF
Bill CARR	48 DNF
Jim SHAND	60 DNF
Jim NEFF	42 DNF
Graham STOCKDALE	56 DNF

RESULTS OF MEETINGS HELD AT CAULFIELD - MAY 1998

70 MTR SPRINT - 26.5.98

	Actual Time
Alan SINCLAIR	48 9.00
Charles PACE	36 9.31
Jim SHAND	60 10.40
Nyala MILLAR	56 10.66
Leo CHARLES	65 10.85
Glad WISHART	54 11.08
John WAITE	57 11.29

300 MTRS SPRINT - 26.5.98

	Inv	Time
Tony QUINN	60.6	19 Secs
Bob WISHART	56	61.1 18 Secs
Jim SHAND	60	61.3 16 Secs
Leo CHARLES	65	61.4 12 Secs
Ann HOLCOMBE	50	61.9 14 Secs
Nyala MILLAR	56	64.0 10 Secs
John WAITE	57	66.7 11 Secs

3K WALK - 26.5.98

	Actual Time
Des MIDDLETON	51 18.10
Sandra MIDDLETON	49 18.46
Frank WARREN	72 20.20
Margaret BEAUMONT	60 20.33
Ron BILSTON	54 20.52
Darrel POLGLASE	58 21.19
Kevin McGRATH	67 21.49
Ian BEAUMONT	62 21.53
Beverley HUGO	58 21.59
Bev MACKIE	57 24.52
Jan GUTHRIE	57 27.17
LaVonne BOYD	58 28.57

COME & JOIN US FOR 24 HOURS - AS AN ULTRA RUNNER OR WALKER (Fee \$30.00) OR GET TOGETHER A 10 TEAM RELAY (Fee \$10.00 each = \$100.00 per Team)

To be held at **HAROLD STEVENS' ATHLETIC TRACK**, Outlook Rd, Coburg, 3058. (Melways 18/A9)
Starting Noon Saturday 22nd August 1998
Finishing " Sunday 23rd August, 1998

Meal Ticket costs \$20.00 for Hot Meal & Breakfast plus 3 snacks. **Canteen opened 24 Hours.**
For entry forms or further information, contact Bernie Goggin (Secretary) (03) 9850 4958 or Bev Car (Publicity) (03) 9306 6683 Phone.
or (03) 9306 9150.Fax.

To add a Carnival atmosphere we are planning a few different ideas for this years event.

- * e.g. There will be a Fun 24 Hour T.Shirt available at \$12.00 each.
 - * Harley Davidson Motor Bike Rides.
 - * Jumping Castle, Merry go Round.
 - * Night Boomerang Display (Music & lights up at night)
 - * TT FM 101.1 with some Give-a ways
 - * Melbourne Track Club " " "
 - * Greek Dancing Display (Yiannis is planning to be Walking this year- aiming for 100 Miles.)
- So there will be some activities for everyone, so come & join in the fun. **AND.**

To test out our New Running Track & the Timing System we have also planned- SATURDAY 18TH JULY. SIX HOUR EVENT.--- RUN/WALK or be a part of a Ten Person RELAY TEAM. HAROLD STEVENS' ATHLETIC TRACK. Entry Fee \$5.00 plus Free B.B.Q. Show up on the day to enter for the 6 Hour.

RESULTS FROM EAST BURWOOD - MAY

7/5/98 80 METRE SPRINT

1 Don McMAHON	59	12	13
2 Norm KEITH	71	12	79
3 Doug ORR		15	06

1200 METRE WALK

1 Phyllis GOSBELL	59	9	21
2 Ken NICHOLS	67	10	05

800 METRE HANDICAP

	H'Cap	Clock
1 Ashley RYAN	1.05	3 21
2 Alan SINCLAIR	0.55	3 27
3 Gerard ADRIAN	1 10	3 28
4 Ian MUMMERY	1.08	3 28
5 Bob LEWIS	0.38	3 30
6 Don COX	0 20	3 30
7 Peter VINCE	0 50	3 31
8 Richard PIESSE	0 37	3 31
9 Sam DEFANIS	0 52	3 32
10 Leo WATSON	0 32	3 32
11 Rob CATHERALL	1.16	3 33
12 Vin O'BRIEN	0 30	3 33
13 Graham PHILPOTT	0 48	3 34
14 Lloyd NICHOLS	Scr	3 35
15 Rob BAULCH	0 47	3 40
16 Annette PELGRIM	0 52	3 43
17 Ewen WILSON	1 12	3 45
18 Gordon STEPHEN	1.03	3 47
19 Doug PETROFF	1 02	3 58
20 Andrew FRASER	0 55	4 12

'SPECIAL LADIES'

N.O.T. 3 LAP WALK, 6 LAP RUN

	Nom	Clock
1 Kathy PRESTEGAR W	9 10	9 11
2 Lavinia PETRIE	9 45	9 49
3 Annette PELGRIM	9 48	9 49
4 Coral MONK	10 02	10 14
5 Audrey TUTCH W	11 25	11 19
6 Cherie BALDWIN	13 10	13 06
7 Jan BURROWS W	13 05	13 16
8 Phyllis GOSBELL	13 10	13 27
9 Shirley YOUNG	13 30	13 32
10 Marlene PETROFF	13 40	13 32

4 LAP WALK, 3/5K RUN

1 Ewen WILSON	45	10	06
2 Rob CATHERALL	50	11	05
3 Ashley RYAN	43	11	12
4 Rob BAULCH	50	11	49
5 Doug PETROFF	56	11	58
6 John HALL	51	12	00
7 Vin O'BRIEN	69	13	02
8 Ken NICHOLLS W	67	13	16
9 Bob LEWIS	70	13	32
10 John CUNNINGHAM	53	13	35
11 Don COX	62	13	52

4 LAP WALK, 3/5K RUN CONT.

12 John SUTTON	55	14	08
13 Don McMAHON	59	14	23
14 Leo WATSON	56	14	53
15 Shirley YOUNG	68	16	51
16 Marlene PETROFF	56	17	10
17 Ian MUMMERY	35	17	14
18 Rod MASON	44	17	27
19 Phyllis GOSBELL	59	17	41
20 Geoff WHEELER	41	17	42
21 Sam DEFANIS	50	19	21
22 Graham PHILPOTT	55	19	36
23 Ken MILLSTEED	48	19	50
24 Lavinia PETRIE	54	20	43
25 Ron WILSON	61	21	19
26 Annette PELGRIM	43	22	10
27 Bob BATEMAN	68	24	10
28 Coral MONK	50	27	58
29 Peter BATTRICK	54	27	58
30 Cherie BALDWIN	45	28	05

14/5/98 100M HANDICAP HEAT 1

1 Alan SINCLAIR	48	13	41
2 Andrew FRASER	56	13	67
3 Brian TAIT	56	13	90
4 Marlene JOHNS	34	14	12
5 Jenny FAWKES	40	14	78

HEAT 2

1 Norm KEITH	70	13	72
2 Lloyd NICHOLS	56	14	06
3 Tony MARTIN		14	27
4 Doug ORR	75	14	29
5 Wai RILEY	75	15	03
6 Frank TUTCHENER	70	16	15

800M WALK

1 Dave HERBERT	57	4	49
2 Heather MORRIS	45	4	59
3 Elaine RUTHERFORD	68	5	24
4 Joy CURTIS	56	5	44
5 Phyllis GOSBELL	59	5	50
6 Marg SMITH	58	5	53
7 Ken NICHOLLS	67	6	42
8 Audrey TUTCHENER	69	8	29
9 Cynthia HERBERT	56	8	30

1000 METRES

1 Alan SINCLAIR	48	3.05.1
2 Ewen WILSON	45	3.05.7
3 Sam DEFANIS	50	3 24
4 Graham PHILPOTT	55	3 25
5 Doug PETROFF	56	3 29
6 Stewart HANDASYE	46	3 34
7 Annette PELGRIM	44	3 36
8 Bob LEWIS	70	3 42
9 Rob BAULCH	50	3 46

RESULTS FROM EAST BURWOOD - MAY

14/5/98 1000 M Continued

10 Jenny FAWKES	40	3	47
11 Gerry CLARKE	61	3	48
12 Vin O'BRIEN	69	3	52
13 Don COX	62	4	08

200m HEAT 1

1 Doug PETROFF	56	31	7
2 Lloyd NICHOLS	56	36	00
3 Frank TUTCHENER	70	36	5
4 Doug ORR	75	36	9
5 Tony MARTIN		38	2
6 Wai RILEY	75	46	7

HEAT 2

1 Alan SINCLAIR	48	27	2
2 Andrew FRASER	56	27	5
3 Brian TAIT	45	29	1
4 Marlene JOHNS	34	30	9
5 Norm KEITH	70	33	3

5 LAP WALK, 8 LAP RUN

1 Gerry CLARKE 5 LAPS	61	10	48
2 Ewen WILSON	45	15	20
3 Frank TUTCHENER 7laps		15	28
4 Ken MILLSTEED	48	15	30
5 Ashley RYAN	43	15	40
6 Peter VINCE	49	15	40
7 Graham PHILPOTT	55	15	40
8 Ray VALLANCE	53	15	40
9 Coral MONK	50	15	45
10 Don COX	62	15	49
11 Bob LEWIS	70	15	49
12 Vin O'BRIEN	69	15	51
13 John SUTTON	55	15	55
14 Ron WILSON	61	15	58
15 John HALL	51	16	00
16 Gordon STEPHEN	44	16	02
17 Sam DEFANIS	50	16	07
18 Rob BAULCH	50	16	18
19 Tony MARTIN	69	16	20
20 Leo WATSON	56	16	27
21 Marlene PETROFF	56	16	33
22 Doug PETROFF	56	16	45
23 Peter LEGET	64	16	48
24 Dave HERBERT	57	16	49
25 Vern GERLACH	73	17	04
26 Bob CURTIS	56	17	04
27 Alan GREEN	49	17	05
28 Eric DAVIDSON	57	17	28
29 Jenny FAWKES	40	17	39
30 Marg SMITH	58	17	43
31 Peter BATTRICK	54	17	54
32 Alex HARRIS	68	19	19
33 Joy CURTIS W	56	20	29
34 Ken NICHOLLS W	67	20	33

5 LAP WALK Continued

35 Elaine RUTHERF'D W	68	20	50
36 Sue SUTTON W	52	22	04
37 Cynthia HERBERT W	56	22	05

21/5/98 70 METRES

1 Peter FOOT	41	9	51
2 Alan SINCLAIR	48	9	77
3 Marlene JOHNS	34	10	41
4 Norm KEITH	71	11	41
5 Judy CORAM	48	14	90

60 METRES WALK

1 Heather MORRIS	45	3	35
2 Elaine RUTHERFORD	68	3	56
3 Alex HARRIS	68	4	47
4 Ken NICHOLLS	67	4	49
5 Phyllis GOSBELL	59	5	38
6 Alf HETHERTON	69	5	39
7 Frank TUTCHENER	70	5	40
8 Dave HERBERT	57	5	42
9 Audrey TUTCHENER	69	6	16
10 Cynthia HERBERT	56	6	17

3 x 200/400/200 RELAY

1 Peter VINCE			
Doug PETROFF			
Gordon STEPHEN		7.02	
2 Marlene JOHNS			
Alan SINCLAIR			
Stewart HANDASYE			
3 Rob CATHERALL			
Norm KEITH			
Peter FOOT			

15/30 MINUTE TIME TRIAL

	Laps	Mtrs
Elaine RUTHERFORD	5	
Ewen WILSON	11	10
John SUTTON	8	50
Frank TUTCHENER	7	25
Cynthia HERBERT	3	250
Audrey TUTCHENER	3	250
Phyllis GOSBELL	3	250
Ken NICHOLLS	4	250
Coral MONK	8	370
Dave HERBERT	8	100
John MONK	9	100
Heather MORRIS	5	80
Lloyd NICHOLS	6	300
Sue SUTTON	3	250
Peter VINCE	8	200
Doug PETROFF	8	200
Richard PIESSE	8	90
Judy CORAM	4	150
John CUNNINGHAM	8	80
Alex HARRIS	4	220

RESULTS FROM EAST BURWOOD - MAY

<u>21/5/98 15/30 MIN TIME TRIAL Cont.</u>		<u>400M HANDICAP</u>		H'Cap	Clock
Ron WILSON	17 laps 100m	1 Don COX	13	1.35.05	
Marlene PETROFF	6 laps 300 m	2 Gordon STEPHEN	36	1.37.91	
Ray VALLANCE	16 laps 55 m	3 Leo WATSON	22	1.40.26	
Eric DAVIDSON	16 laps 200 m	4 Doug ORR	13	1.40.92	
Sam DEFANIS	19 laps	5 Andrew FRASER	37	1.41.58	
Graham PHILPOTT	18 laps 90 m	6 Ross KENT	42	1.41.65	
Peter BATTRICK	15 laps 120 m	7 Richard TREMBATH	40	1.41.99	
<u>28/5/98 100 M SPRINT HEAT 1</u>					
1 Ross KENT	56 12 23	8 Marlene JOHNS	23	1.42.70	
2 Alan SINCLAIR	48 12 84	9 Peter MAY	37	1.44.60	
3 Andrew FRASER	56 13 00	10 Doug PETROFF	30	1.47.69	
4 Brian TAIT	56 13 30	11 Rob CATHERALL	40	1.48.20	
5 Peter MAY	37 14 20	12 Gerry CLARKE	29	1.48.84	
<u>HEAT 2</u>					
1 Richard TREMBATH	56 13 68	13 Frank TUTCHENER	29	1.49.41	
2 Don McMAHON	59 14 39	14 Ken MILLSTEED	45	1.50.29	
3 Marlene JOHNS	34 14 91	<u>6 LAP WALK, 12/25 LAP RUN</u>			
4 Norm KEITH	71 15 90	1 Les CLARK (5 laps)	67	12 32	
5 Doug ORR	75 18 38	2 Ewen WILSON	45	16 32	
<u>1500M WALK</u>					
1 Heather MORRIS	45 9 48	3 Peter MAY	37	17 30	
2 Elaine RUTHERFORD	68 10 33	4 Elaine RUTHERF'D W	68	17 35	
3 Margaret SMITH	59 11 56	5 Ken MILLSTEED	48	19 15	
4 Phyllis GOSBELL	59 12 53	6 Alan GREEN	49	20 03	
5 Les CLARK	67 12 53	7 Peter VINCE	49	21 07	
6 Dave HERBERT	57 12 53	8 Doug PETROFF	56	21 30	
7 Bob LEWIS	70 13 42	9 John HALL	51	21 32	
8 Audrey TUTCHENER	69 15 31	10 Vin O'BRIEN	69	21 34	
9 Frank TUTCHENER	70 15 32	11 Bob LEWIS	70	21 35	
10 Betty HORSKINS	59 16 01	12 John CUNNINGHAM	53	22 26	
11 Cynthia HERBERT	56 16 02	13 Dave HERBERT	57	22 36	
12 Tony MARTIN	69 16 03	14 Frank TUTCHENER	70	23 27	
<u>1600 METRES</u>					
1 Ewen WILSON	45 4 55	15 Peter BATTRICK	54	23 35	
2 Rob CATHERALL	50 4 59	16 Jack FREDRICKSON	59	23 42	
3 Col PAGE	44 4 54	17 Don McMAHON	59	23 55	
4 Peter MAY	37 5 17	18 Vern GERLACH	73	25 45	
5 Murray HUTCHISON	49 5 38	19 Audrey TUTCH W	69	26 13	
6 Graham PHILPOTT	55 5 58	20 Cynthia HERBERT W	56	26 13	
7 Doug PETROFF	56 6 09	21 Eddie STACK (13 L)	64	26 16	
8 Peter VINCE	49 6 10	22 Marg SMITH	59	27 44	
9 Vin O'BRIEN	69 6 30	23 Marlene PETROFF	56	28 23	
		24 Cherie BALDWIN	46	28 24	
		25 Graham PHILPOTT	55	38 45	
		26 Sam DEFANIS	50	39 18	
		27 Col PAGE	44	39 19	
		28 Rob BAULCH	50	43 17	

RESULTS FROM DONCASTER VENUE - MAY 1998

<u>100 METRE SPRINT 27.5.1998</u>		<u>200 METRE SPRINT 27.5.1998</u>	
<u>Heat 2:</u>			
1 Keith HOWDEN	52 12.8	1 Keith HOWDEN	52 25.9
2 Alan SINCLAIR	48 13.4	2 Alan SINCLAIR	48 26.5
3 Phil ROSEVEAR	48 13.6	3 Stuart WHITE	26 27.5
4 Bob GRACE	53 14.5	4 Phil ROSEVEAR	48 28.6
<u>3KM RUN 27.5.1998</u>			
1 Stuart WHITE	26 10.53	5 Jim SHAND	60 29.2
2 Lyn JAMIESON	44 12.18	6 June REEVES	52 31.1
Alan SINCLAIR (3.5 Laps)	48 5.26	7 Neil SALVANO	46 37.1
<u>JAVELIN 27.5.1998</u>			
		1 Graeme ROSE	54 41.0
		2 Andrew JAMIESON	51 22.5
		3 Astrid ROSE	54 18.5

RESULTS FROM DONCASTER VENUE - MAY 1998

<u>Results held over from April</u>			
<u>100 METRE SPRINT 29.4.1998</u>			
<u>Heat 1:</u>			
1 Phil ROSEVEAR	48	13.2	
2 Bob GRACE	53	16.2	
3 Astrid ROSE	54	16.4	
4 Doug ORR	75	18.9	
<u>Heat 2:</u>			
1 Glenn BAILEY	40	12.5	
2 Jeff TREMBATH	28	12.9	
3 Stuart WHITE	26	13.3	
<u>200 METRE SPRINT 29.4.1998</u>			
<u>Heat 1:</u>			
1 Bob GRACE	53	30.1	
2 Andrew JAMIESON	51	30.5	
3 Astrid ROSE	54	35.1	
4 Neil SALVANO	46	37.7	
5 Doug ORR	75	38.6	
<u>Heat 2:</u>			
1 Glenn BAILEY	40	25.7	
2 Jeff TREMBATH	28	26.6	
3 Stuart WHITE	26	27.6	
4 Alan SINCLAIR	48	28.2	
5 Phil ROSEVEAR	48	28.7	
<u>1600 METRE RUN 29.4.1998</u>			
1 Alan SINCLAIR	48	5.50	
2 Lyn JAMIESON	44	6.13	
3 Jim SHAND	60	7.53	
Tom LEONG (800M)	56	3.22	
<u>3200 METRE RUN 29.4.1998</u>			
1 Stuart WHITE	26	11.25	
2 Andrew JAMIESON	51	12.30	
<u>100 METRE SPRINT 6.5.1998</u>			
1 Phil ROSEVEAR	48	13.0	
2 Glenn BAILEY	40	13.1	
3 Alan SINCLAIR	48	14.0	
4 June REEVES	52	14.5	
5 Jim SHAND	60	15.2	
<u>300 METRE SPRINT 6.5.1998</u>			
1 Glenn BAILEY	40	40.6	
2 Alan SINCLAIR	48	47.2	
3 Phil ROSEVEAR	48	47.7	
4 Jim SHAND	60	49.0	
5 June REEVES	52	51.0	
6 Lyn JAMIESON	44	52.8	
<u>800 METRE RUN 6.5.1998</u>			
1 Alan SINCLAIR	48	2.42	
2 Neil SALVANO	46	3.09	
<u>2KM RUN 6.5.1998</u>			
1 Lyn JAMIESON	44	8.02	
2 Andrew JAMIESON (W)	51	9.06	
<u>70 METRE SPRINT 13.5.1998</u>			
1 Stuart WHITE	26	8.9	
2 Peter TREVASKIS	16	9.2	
3 Keith HOWDEN	52	9.3	
4 Bob GRACE	53	10.0	
<u>200 METRE SPRINT 13.5.1998</u>			
1 Keith HOWDEN	52	25.9	
2 Alan SINCLAIR	48	26.4	
3 Peter TREVASKIS	16	27.0	
4 Phil ROSEVEAR	48	28.2	
5 Bob GRACE	53	28.4	
6 Jim SHAND	60	29.9	
7 Andrew JAMIESON	51	30.4	
8 Neil SALVANO	46	36.5	
<u>1000 METRE RUN 13.5.1998</u>			
1 Stuart WHITE	26	2.57	
2 Lyn JAMIESON	44	3.40	
3 Tom LEONG	56	3.51	
<u>2KM RUN 13.5.1998</u>			
1 Stuart WHITE	26	7.21	
2 Andrew JAMIESON (w)	51	8.55	
<u>80 METRE SPRINT 20.5.1998</u>			
1 Stuart WHITE	26	10.1	
2 Keith HOWDEN	52	10.1	
3 Jim SHAND	60	13.0	
<u>400 METRE HANDICAP 20.5.1998</u>			
1 Neil SALVANO	46	79.4	79.4
2 Keith HOWDEN	52	83.2	59.2
3 Alan SINCLAIR	48	84.2	60.2
4 Lyn JAMIESON	44	86.3	75.3
5 Stuart WHITE	26	87.4	63.4
6 Jim SHAND	60	91.5	74.5
<u>1500 METRE RUN 20.5.1998</u>			
1 Andrew JAMIESON	51	5.30	
2 Neil SALVANO	46	5.55	
3 Lyn JAMIESON	44	6.01	
4 Richard TREMBATH	56	6.01	
<u>100 METRE SPRINT 27.5.1998</u>			
<u>Heat 1:</u>			
1 Jim SHAND	60	14.3	
2 Graeme ROSE	54	14.5	
3 June REEVES	52	14.8	
4 Astrid ROSE	54	16.8	

RESULTS FROM CROYDON VENUE - MAY 1998

DATES TO NOTE: Betty Leigh Memorial 8 Lap Walk N.O.T., Tuesday 25 August 1998, 7.30pm
Bush Ranges Classic 100km Relay, Sunday 8 November 1998

3KM WALK 5.5.1998

1 Alison THOMPSON	45	16.32
2 Barrie WICKS	57	18.40
3 Colin THOMPSON	50	20.23
4 Pam RICHARDS	58	21.01
5 Margaret SMITH	58	22.09
6 Bob PETRIE	56	22.12
7 Pat CAVANAGH	57	22.50
8 Frank TUTCHENER	70	26.19

70 METRE SPRINT 5.5.1998

1 Gerry ROBINSON	59	9.5
2 Ron SMITH	49	9.5

800 METRE RUN 5.5.1998

1 Colin PAGE	44	2.22
2 Rod NEAL	41	2.31
3 Gerry ROBINSON	59	2.54
4 Frank TUTCHENER	70	3.24

300 METRE SPRINT 5.5.1998

1 Colin PAGE	44	42.9
2 Len TAMPALINE	38	47.1
3 Ron SMITH	49	52.9
4 Colin WALKER	38	53.2
5 Frank TUTCHENER	70	64.4

4/6/8KM RUN 5.5.19984 km:

1 Glenn CLAUDEN	44	15.35
2 Simon TENNANT	31	17.09
3 Norm CAMERON	53	17.53
4 Cindy FYSH	37	18.54
5 Cec McKEOWN	58	19.15
6 Alison THOMPSON	45	19.57
7 Barrie WICKS	57	19.59
8 Laurie BLACK	60	20.11
9 Margaret SMITH	58	20.56
10 Colin WALKER	38	21.09
11 Len TAMPALINE	38	21.09
12 Frank TUTCHENER	70	21.35
13 Ron SMITH	49	21.50
14 John YATES	70	21.59
15 Pat CAVANAGH	57	22.51
16 Pam RICHARDS	58	24.22

6 km:

1 Bob PETRIE	56	26.44
2 Lavinia PETRIE	54	27.25

4/6/8KM RUN 5.5.1998 Contd.8 km:

1 Rod NEAL	41	32.30
2 Colin PAGE	44	34.49
3 Andrew TUNNE	39	35.38
4 Frank HARGREAVES	57	35.56
5 Colin THOMPSON	50	37.14
6 Jim INGHAM	52	43.04
John MONK (17Laps)	51	43.04

4 LAP WALK 12.5.1998

1 Tony JOHNSON	58	7.57
2 Alison THOMPSON	45	8.14
3 Celia JOHNSON	50	8.30
4 Terry DUNN	60	9.38
5 Barrie WICKS	57	9.46
6 Colin THOMPSON	50	10.43
7 Margaret SMITH	58	11.40
8 Bob PETRIE	56	11.58
9 Ted CONNELL	66	12.16
10 Denise SCHOLES-BR'N	55	13.32
11 Frank TUTCHENER	70	15.21

50 METRE SPRINT 12.5.1998

1 Ron SMITH	49	8.3
2 Kevin McLAUGHLAN	54	8.6
3 Terry DUNN	60	9.3
4 Frank TUTCHENER	70	9.6

1000 METRE RUN 12.5.1998

1 Rod NEAL	41	3.16
2 Lavinia PETRIE	54	3.42
3 Glenn CLAUDEN	44	3.43
4 Colin THOMPSON	50	3.59
5 Terry DUNN	60	4.15

400 METRE SPRINT 12.5.1998

1 Colin PAGE	44	59.5
2 Terry DUNN	60	78.1
3 Ron SMITH	49	81.4
4 Frank TUTCHENER	70	88.9

20 OR 40 MINUTE TIME TRIAL 12.5.1998

<u>20 Min:</u>	<u>Laps</u>	<u>Metres</u>
1 Neil GRIFFIN	52	12 290
2 Glenn CLAUDEN	44	12 290
3 Simon TENNANT	31	11 180
4 Alan GREEN	49	11 100
5 Ian DUTHIE	54	11 90
6 John DANIEL	49	11 20

RESULTS FROM CROYDON VENUE - MAY 1998

20 OR 40 MINUTE TIME TRIAL 12.5.1998

<u>20 Min Contd:</u>	<u>Laps</u>	<u>Metres</u>
7 Cec McKEOWN	58	10 310
8 Cindy FYSH	37	10 300
9 Dot BROWNE	57	10 130

20 OR 40 MINUTE TIME TRIAL 12.5.1998

<u>20 Min. Contd:</u>	<u>Laps</u>	<u>Metres</u>
10 Alison THOMPSON	45	10 80
11 Barrie WICKS	57	10 80
12 Ken MATCHETT	76	9 330
13 Kevin McLAUGHLAN	54	9 40
14 Phyllis GOSBELL	59	8 195
15 Frank TUTCHENER	70	8 195
16 Denise SCHOLES-BR'N	55	8 150

40 Min:

1 Colin PAGE	44	25 85
2 Jim INGHAM	52	25 85
3 Rod NEAL	41	24 20
4 Andrew TUNNE	39	22 300
5 Lavinia PETRIE	54	22 210
6 Frank HARGREAVES	57	22 210
7 Steve CALDWELL	33	21 340
8 Colin THOMPSON	50	21 325
9 Margaret SMITH	58	18 10

1000M WALK 19.5.1998

1 Alison THOMPSON	45	4.59
2 Terry DUNN	60	5.35
3 Jan WATSON	51	5.45
4 Barrie WICKS	57	5.47
5 Colin THOMPSON	50	6.55
6 Pam RICHARDS	58	7.03
7 Bob PETRIE	56	7.04
8 Phyllis GOSBELL	59	7.20
9 Margaret SMITH	58	7.25
10 Pat CAVANAGH	57	7.36
11 Ted CONNELL	66	7.37
12 Denise SCHOLES-BR'N	55	8.07

70 METRE SPRINT 19.5.1998

1 Andrew BUTLER	42	10.3
2 Terry DUNN	60	11.1
3 Kevin McLAUGHLAN	54	11.5

200 METRE SPRINT 19.5.1998

1 Colin PAGE	44	28.0
2 Ron SMITH	49	31.7
3 Andrew BUTLER	42	33.2
4 Terry DUNN	60	33.0
5 Colin THOMPSON	50	38.4

1 MILE HANDICAP 19.5.1998

	<u>Clock</u>	<u>Actual</u>
1 Colin THOMPSON	50	7.37 6.17
2 Colin PAGE	44	7.49 4.54
3 Murray HUTCHISON	49	7.56 5.51
4 Lavinia PETRIE	54	8.03 6.03
5 Frank HARGREAVES	57	8.07 6.12
6 Bob PETRIE	56	8.12 6.37
7 Terry DUNN	60	8.40 7.20

12 LAP HANDICAP 19.5.1998

1 Cindy FYSH	37	26.33 21.48
2 Len TAMPALINE	38	27.26 19.56
3 Barrie WICKS	57	28.07 22.22
4 Alison THOMPSON	45	28.12 23.27
5 Simon TENNANT	31	28.15 20.45
6 Cec McKEOWN	58	28.49 21.39
7 Jim INGHAM	52	28.50 18.05
8 Rod NEAL	41	28.51 18.11
9 Pat CAVANAGH	57	28.54 25.24
10 Lavinia PETRIE	54	28.54 19.24
11 Norm CAMERON	53	28.56 21.06
12 Colin THOMPSON	50	28.58 21.18
13 Ken MATCHETT	76	29.08 24.13
14 Anne CALLAGHAN	60	29.27 26.57
15 Andrew TUNNE	39	29.32 20.07
16 Ray CALLAGHAN	64	29.39 21.09
17 Dot BROWNE	57	29.40 23.55
18 Colin PAGE	44	29.48 18.03
19 Ron SMITH	49	29.56 26.06
20 Colin BROWNE	65	30.00 24.30
21 Frank HARGREAVES	57	30.04 20.39
22 Bob PETRIE	56	30.11 21.11
23 Neil GRIFFIN	52	30.31 19.56
24 Murray HUTCHISON	49	30.38 20.03
25 Kevin McLAUGHLAN	54	30.57 25.57
26 Al WILLEY	59	31.16 25.16

6 LAP WALK 26.5.1998

1 Tony JOHNSON	58	12.58
2 Alison THOMPSON	45	13.04
3 Celia JOHNSON	50	13.30
4 Terry DUNN	60	14.23
5 Jan WATSON	51	14.47
6 Barrie WICKS	58	15.01
7 Colin THOMPSON	50	16.19
8 Pam RICHARDS	58	16.47
9 Bob PETRIE	56	16.47
10 Margaret SMITH	59	17.24
11 Phyllis GOSBELL	59	22.45
12 Frank TUTCHENER	70	22.45

RESULTS FROM CROYDON VENUE - MAY 1998

100 METRE SPRINT 26.5.1998

1 Simon TENNANT	31	14.1
2 Terry DUNN	60	16.5
3 Kevin McLAUGHLAN	54	16.8
4 Deb NAILON	36	19.2
5 Jan WATSON	51	20.5

600 METRE RUN 26.5.1998

1 Colin PAGE	44	1.35
2 Murray HUTCHISON	49	2.02
3 Cec McKEOWN	58	2.09
4 Colin THOMPSON	50	2.20
5 Glenn CLAUDEN	44	2.21
6 Terry DUNN	60	2.31

300 METRE SPRINT 26.5.1998

1 Simon TENNANT	31	44.1
2 Colin PAGE	44	45.3
3 Len TAMPALINE	38	46.9
4 Cec McKEOWN	58	54.0
5 Terry DUNN	60	58.2
6 Frank TUTCHENER	70	63.5

8/16 LAP RUN 26.5.1998

8 Laps:

1 Len TAMPALINE	38	13.06
2 John DANIEL	49	13.36
3 Simon TENNANT	31	13.47
4 Cindy FYSH	37	14.05

8/16 LAP RUN 26.5.1998

8 Laps Contd:

5 Cec McKEOWN	58	15.36
6 Celia JOHNSON	50	15.37
7 Alison THOMPSON	45	16.18
8 Colin BROWNE	65	16.21
9 Barrie WICKS	58	16.22
10 Kevin McLAUGHLAN	54	16.39
11 Pat CAVANAGH	57	18.09
12 Anne CALLAGHAN	60	18.16
13 Frank TUTCHENER	70	18.16
14 John YATES	70	18.16
15 Denise SCHOLLES-BR'N	55	18.29

16 Laps:

1 Jim INGHAM	52	24.37
2 Ray MERIDA	54	26.21
3 Frank HARGREAVES	57	27.29
4 Andrew TUNNE	39	27.31
5 Colin THOMPSON	50	27.54
6 Ray CALLAGHAN	64	27.57
7 Ian DUTHIE	54	30.37
8 Colin PAGE	44	31.42
Norm CAMERON (6 Laps)	53	12.00
Colin HETHERTON (7 Laps)	44	13.38
Bob PETRIE (12 Laps)	56	21.32

PLAN AHEAD

SEPTEMBER IS PREMIERSHIP MONTH

The VETs Premiership is on again in September 1998.
Many Venues are preparing a July/August/September program for publication in Around the Grounds for June.

Plan your program to ensure your Venue beats the 1997 Premiers
Organizer for VVAAC Inc Gordon Burrowes 9 366 0326

Outline of 1998 Rules.

- All results from your Venue during September are potential point scorers for the Premiership.
- Results are compared with the WAVA standards & a % Perf figure calculated. WAVA standards are provided for each yearly increase in age.
- Each entrant must have results in three different events during the month of September.
- All Track & Field events included in the Vic Vets Achievement Certificate series are eligible.
- Entrants must be 30 years or older but do not need to be registered Vic Vets.
- Individuals may record results for more than one Venue.
- The three % Performance figures for each entrant will be averaged & the results ranked.
- The Venue with the most rankings in the top 1/3rd of the list will win the Premiership. Further details will be available prior to September.

Tips from Mentone Venue to enhance your winning effort.

- Program for your strengths. Include events where known individuals can rate highly. Maybe L.Jump for just 1 person?
 - Be flexible; add to your program during September if it will enhance your chances.
 - Provide multiple opportunities for individuals to improve performances during September. Enter best result.
 - Give feedback weekly on % Perf achievements. I will provide a disc with WAVA standards on Microsoft Xcel & there is sure to be someone at your Venue who has a PC & is willing to calculate % Perfs.
- & also**
- Run a campaign based on the Vic Vets Achievement Certificates during the Premiership month & double your achievements by scoring Premiership points at the same time.
 - Provide opportunities for individuals to try more than three events - enter their best three % Perfs.
 - Encourage all to enter. The more there are, the greater the number in that top 1/3rd & the more opportunity for others down the list to score for your club.
 - Encourage "bring-a-friend" to score for your Venue [& find out what VETs is all about.]

A "User Friendly" competition. At your own Venue, with your own program. No entry fees. No uniforms. Minimum rules - maximum participation.



**PHYSIOTHERAPY
ATHLETICS INJURIES**

PETER J BRUCE DIP. PHYS. GRAD. DIP. MANIP. THERAPY
MANIPULATIVE PHYSIOTHERAPIST

- ATHLETICS & RUNNING INJURIES
- LOW BACK PAIN & SCIATICA
- KNEE PAIN
- SHIN SPLINTS & FOOT PROBLEMS

**MT. WAVERLEY 59 BLACKBURN RD
PH 0302 2294**



Peter Bruce is a former State Title Holder for the marathon and 25km events & has represented his state in track & road events. Still an active competitor, he has worked with athletic injuries for over thirty years having a special interest in lower back pain with sciatica, shin splints & foot problems.

**GEELONG VENUE RESULTS
MAY 1998**

3000 METRES Div. 1. 6/5/98

Paul STEWART	38	10:16
Jeff WALKER	50	10:18
Clive PAISLEY	47	10:27
John MOORE	47	10:44
Mike McAVOY	63	11:12
Phil VERNON	37	11:18
Mal EDDY	41	11:23
Gary MERRIMAN	41	11:28

3000 METRES Div. 2.

Gary GIBSON	45	11:12
Chris COLLEY	47	11:29
Peter URBAN	45	11:30
Sharon SCHNYDER	33	11:49
Horacio PEREIRA	47	12:02
Tont ALSOP	57	12:20
Maurice MARSHALL	56	12:29
Geoff McDONALD	50	12:36
Cheryl REYNOLDS	38	12:46
Jill COYTE	43	12:51
Gary STRATTON	51	13:13
Steve DAVIES	37	13:16
Joe WEILER	58	13:21
Kate HAMMOND	38	13:31
Annette POLLOCK	42	13:53
Alan FOOT	55	14:06
Janet MICHAEL	51	14:14
Fred BARNETT	50	16:41

800 METRES

Paul SCHNYDER	36	2:03
Chris COLLEY	47	2:41
Gary STRATTON	51	3:02
Tony ALSOP	57	3:05
Jill COYTE	43	3:11
Joe WEILER	58	3:14
Cheryl REYNOLDS	37	3:15
Kate HAMMOND	38	3:17
Alan FOOT	5	3:23
Annette POLLOCK	42	3:27
Janet MICHAEL	51	3:32
Fred BARNETT	50	4:09

MILE Div. 1. 13/5/98

Russell JOHNSON	45	4:44.95 (R)
Dave ELWARD	48	4:49
Paul STEWART	38	4:53
Mick VARKER	42	4:59
Jeff WALKER	50	5:08
Clive PAISLEY	47	5:11
Gary MERRIMAN	41	5:32
Neil MacDONALD	41	5:49

Div. 2.

John MOORE	47	5:21
Steve MILLER	38	5:23
Phil VERNON	37	5:31
Gary GIBSON	45	5:32
Bob SEAMER	52	5:51
Horacio PEREIRA	47	6:05

Tony ALSOP	57	6:09
Geoff McDONALD	50	6:11
Gary STRATTON	51	6:12
Tony STEWART	49	6:17
Steve DAVIES	37	6:20
Laurie BLAIR	38	6:22
Chric COLLEY	47	6:25
Jill COYTE	43	6:30
Cheryl REYNOLDS	37	6:32
Annette POLLOCK	42	6:54
Alan FOOT	55	6:57
Janet MICHAEL	51	7:05
Sue STRATTON	48	7:08

800 METRES Div. 1.

Paul SCHNYDER	36	2:02
Dave ELWARD	48	2:18
Stuart TOPLIS	31	2:26
John MOORE	47	2:29
Clive PAISLEY	47	2:33

Div. 2.

Gary MERRIMAN	41	2:30
Steve MILLER	38	2:32
Chris COLLEY	47	2:40
Bob SEAMER	52	2:51
Horacio PEREIRA	47	2:56
Geoff McDONALD	50	3:03
Cheryl REYNOLDS	37	3:08
Annette POLLOCK	42	3:17
Sue STRATTON	48	3:19
Janet MICHAEL	51	3:21
Alan FOOT	55	3:29
Tony ALSOP	57	3:29

3200 METRES Div. 1. 20/5/98

Jeff WALKER	50	11:09
Clive PAISLEY	47	11:12
John MOORE	47	11:17
Paul STEWART	38	11:52
Phil VERNON	37	11:57
Neil MacDONALD	41	12:00
Graham McINTOSH	43	12:08
Gary ELLIOTT	45	12:09
Mal EDDY	41	12:17
Gary MERRIMAN	41	12:21

Div. 1.

Gary GIBSON	45	12:36
Horacio PEREIRA	47	12:37
Sharon SCHNYDER	33	12:51
Geoff McDONALD	50	13:12
Tony ALSOP	57	13:19
Gary STRATTON	51	13:35
Jill COYTE	43	13:44
Bob SEAMER	52	13:49
Laurie BLAIR	38	13:52
Tom BLOOD	58	13:59
Cheryl REYNOLDS	37	14:05
Annette POLLOCK	42	14:35
Janet MICHAEL	51	15:32
Fred BARNETT	50	17:37
Mariane GOBLE BLAIR	44	21:03

600 METRES 20/5/98

Paul STEWART	38	1:34
John MOORE	47	1:41
Bob SEAMER	52	1:58
Gary STRATTON	51	2:02
Sharon SCHNYDER	33	2:09
Tony ALSOP	57	2:16
Annette POLLOCK	42	2:28
Janet MICHAEL	51	2:39
Cheryl REYNOLDS	37	2:41
Fred BARNETT	50	3:06

2400 METRES Div.1. 27/5/98

Paul STEWART	38	7:48
Mick VARKER	42	7:56
John MOORE	47	8:00
Jeff WALKER	50	8:02
Clive PAISLEY	47	8:05
Graham McINTOSH	43	8:36
Mal EDDY	41	8:47
Neil MacDONALD	41	8:50
Phil VERNON	37	9:01

Div. 2.

Gary GIBSON	45	8:59
Chris COLLEY	47	9:02
Horacio PEREIRA	47	9:30
Laurie BLAIR	38	9:33
Gary STRATTON	51	9:38
Tony ALSOP	57	9:40
Bob SEAMER	52	9:43
Maurice MARSHALL	56	9:45
Joe WEILER	58	10:00
Jill COYTE	43	10:04
Tom BLOOD	58	10:37
Kate HAMMOND	38	10:39
Annette POLLOCK	42	10:43
Karmel BARTOLICH	30	10:47
Janet MICHAEL	51	10:54
Sue STRATTON	48	11:09
Alan FOOT	55	11:46
Janine ROSE	32	11:48
Fred BARNETT	50	12:58

1500 METRES

John MOORE	47	4:52
Mal EDDY	41	5:36
Gary STRATTON	51	5:49
Bob SEAMER	52	5:49
Laurie BLAIR	38	5:52
Tony ALSOP	57	6:05
Kate HAMMOND	38	6:28
Karmel BARTOLICH	30	6:29
Joe WEILER	58	6:29
Annette POLLOCK	42	6:40
Janet MICHAEL	51	6:45
Alan FOOT	55	7:35
Fred BARNETT	50	8:26

200 METRES Div.1.

Paul SCHNYDER	36	24.83
Stuart TOPLIS	31	27.05
Paul STEWART	38	30.31

(Continued)

200 METRES Div.2.

Karmel BARTOLICH	30	35.79
Kate HAMMOND	38	38.21
Annette POLLOCK	42	41.00
Janet MICHAEL	51	43.15
Fred BARNETT	50	53.00

Div. 3.

Mal EDDY	41	29.77
Gary STRATTON	51	33.90
Alan FOOT	55	35.44
Joe WEILER	58	37.25
Tony ALSOP	57	46.39

MENTONE VENUE RESULTS

13/5/98 (cont)

6.7K RUN - ROAD

1. Terry HARRISON	52	23.29
2. Neil BOYLE	44	25.48
3. Anna JOHNSON	26	25.50
4. Peter WEEKS	43	26.14
5. Greg WILLIAM	45	28.00
6. John WAITE	57	28.51
7. Ashley PAGE	57	29.07
8. Stephen YOUNG	46	29.54
9. George YEOMANS	53	31.45
10. Case HUYSMAN	65	32.24
11. Marion PERAZZO	46	32.59
12. Rodney FORD	57	33.26
13. DonHUGHES	61	34.35
14. Vicki THOMPSON	52	39.16

20/5/98

1000 METRES

1. Neil BOYLE	44	3.20.2
2. Laurie COLLARD	41	3.24.9
3. Dick JEFFREY	54	3.29.9
4. J. BLAKE	37	3.36.3
5. Ron RABONE	46	3.37.3
6. Ashley PAGE	57	3.56

3 LAPS E.T. (2.5K) WALK - ROAD

1. Sylvia MACHIN	15	57
2. Rae ATKINS	17	00
Maureen SEEDSMAN (2L)	11	21
Ern WALKER (2L)	11	30

3K RUN - TRACK

1. Anna JOHNSON	26	10.52
2. Neil BOYLE	44	11.07
3. Laurie COLLARD	41	11.29
4. Ron RABONE	46	11.44
5. John MOORE	47	11.58
6. J. BLAKE	37	12.07
7. Louis WASER	51	12.18
8. Dick JEFFREY	54	12.24
9. Ashley PAGE	57	13.22
10. Rodney FORD	57	14.23
11. Janet FORD	30	15.37

MENTONE VENUE RESULTS

22/4/98
1200 METRES E.T. TROPHY

1.	Sonya McLENNAN	45	4.28.9*
2.	Ron RABONE	46	4.24.4
3.	Alan DINSDALE	36	3.41
	Greg WILLIAM	45	4.14.6
	Rick WEGLER	49	4.50.6
	Col WARING	52	4.01.7
	Eddie GAMBLE	82	6.38.8*
	John WAITE	57	4.37
	Peter BENCE	48	3.49.3
	Stephen YOUNG	45	4.39.2
	Louis WASER	51	4.29.1

*Age Track Record

100 METRES H/C

1.	Nyala MILLAR	56	12.06
2.	Bob WISHART	56	12.22
3.	Glad WISHART	54	12.65
4.	Mike JOHNSTON	76	12.79
5.	John WAITE	57	13.15
6.	Eddie GAMBLE	82	13.86

3K RUN TRACK

1.	Peter BENCE	48	10.50
2.	Ian CASSELL	44	10.57
3.	John KNEEN	55	11.00
4.	John MOORE	47	11.27
5.	Dick JEFFREY	54	11.46
6.	John WAITE	57	11.57
7.	Stephen YOUNG	45	12.01
8.	Ron RABONE	46	12.10
9.	Louis WASER	51	12.15
10.	Sonya McLENNAN	45	12.23
11.	DonMcLEAN	64	12.52
12.	Rodney FORD	57	13.14
13.	Rick WEGENER	45	13.20
14.	Ray KEMP	70	13.26
15.	Marion PERAZZO	46	13.52
16.	Rhonda TRENIGROVE	50	14.35
17.	Rowena THIELE	34	16.15

3K WALK ROAD

1.	Marlene GOURLAY	47	17.11
2.	Sylvia MACHIN	56	19.12
3.	Maureen SEEDSMAN	60	19.40
4.	Joy HOGAN	45	19.56
5.	Gordon GOURLAY	69	20.06
6.	Rae ATKINS	66	20.10
7.	Vivienne CASH	46	20.40
8.	Margaret BEAUMONT	60	21.06
9.	Darrel POLGLASE	58	21.36
10.	Ian BEAUMONT	62	22.23
11.	Bev HUGO	58	22.26
12.	Ern BALKER	84	23.03
13.	Heidi ENGEL	55	24.38

22/4/98 (cont)
3K WALK ROAD

14.	Dot JACK	80	26.18
14.	Grace SMITH(3L)	79	26.18
14.	Joan CLARKE	63	26.18

15/4/98
2K WALK TRACK

1.	Maureen SEEDSMAN	12.36
2.	Margaret BEAUMONT	14.07
3.	Darrel POLGLASE	58 14.08
4.	Wendy SEERS	56 14.24
5.	Carol RYAN	53 14.40
6.	Ern WALKER	84 15.03
7.	Joan CLARKE	63 15.06
7.	Ian BEAUMONT	62 15.06
8.	Jan GUTHRIE	57 18.06

4K WALK TRACK

1.	John HALLO	55	23.51
2.	Sylvia MACHIN	56	25.26
3.	Rae ATKINS	66	27.18
4.	Heidi ENGEL	55	32.02
5.	Dot JACK	80	32.05

29/4/98

300 METRES

1.	Alan DINSDALE	36	39.3*
2.	Ross KENT	56	40.78
3.	John WAITE	57	54.97

*Age Track Record

1600 METRES

1.	Col WARING	52	5.22
2.	John MOORE	47	5.43
3.	Dick JEFFREY	54	5.48
4.	Ron RABONE	46	5.51
5.	John WAITE	57	6.15

60 METRES

1.	Bob WISHART	56	8.62
2.	John WAITE	57	9.30
2.	Mike JOHNSTON	76	9.30
4.	Glad WISHART	54	9.74

10K RUN ROAD

1.	Peter WEEKS	43	40.44
2.	Ashley PAGE	57	45.33
3.	Rick WEGENER	49	47.37
4.	S.YOUNG		48.25
4.	Paul LYNDON	48	48.25

MENTONE VENUE RESULTS

29/4/98 (cont)
5K RUN ROAD

1.	Laurie COLLARD	41	19.37
2.	John WAITE	57	21.23
3.	Louis WASER	51	21.40
4.	Dick JEFFREY	54	21.46
5.	Ron RABONE	46	22.01
6.	Rob		22.29
7.	Don McLEAN	64	23.28
8.	Rodney FORD	57	23.39
9.	George YEOMANS	53	23.45
10.	Case HUYSMAN	65	23.52
11.	Doug WALLACE	57	25.03
12.	Rowena THIELE		28.32
13.	Vicki THOMPSON	52	29.07

5K WALK TRACK

1.	Ian CASSELL	44	28.31
2.	Graeme DAVIS	48	28.40
3.	Gwen STEED	55	28.43
4.	John HALLO	55	29.58
5.	Vic HARLEY	72	34.40

3K WALK TRACK

1.	Sylvia MACHIN	56	19.24
2.	Joy HOGAN	45	20.02
3.	V.CASH	46	20.21
4.	Rae ATKINS	66	20.36
5.	Margaret BEAUMONT		20.54
6.	Ian BEAUMONT		21.51
7.	Kevin McGRATH		21.55
8.	Bev HUGO		22.06
9.	Glad WISHART	54	22.41
10.	Margaret SADDLER	43	23.37
11.	Dot JACK	80	24.31
	Grace SMITH(3 1/2) Laps	79	15.34

6/5/98

800 METRES

1.	Alan DINSDALE	36	2.15.8
2.	Dick JEFFREY	54	2.26.4
3.	Laurie COLLARD	41	2.31
4.	Bob WISHART	56	2.52
5.	John WAITE	57	2.53.6

110 METRES E.T. TROPHY

1.	Vivienne CASH	46	16.13
2.	Mike JOHNSTON	76	15.85
3.	Glad WISHART	54	17.35
	John WAITE	57	17.4
	Ross KENT	56	13.95

6/5/98 (cont)
6K RUN TRACK

1.	Terry HARRISON	52	20.39
2.	Peter SMART	53	22.55
3.	Anna JOHNSON	26	23.01
4.	Laurie COLLARD	41	23.09
	Case HUYSMAN	65	28.06
	Jan GARRARD	50	32.51
	Rodney FORD	57	28.02
	Don HUGHES	61	29.19
	Sonya McLENNAN	45	26.10*
	John MOORE	47	24.47
	Marion PERAZZO	46	29.48
	Greg MAULDON	60	27.43
	Ashley PAGE	57	25.49
	Ron RABONE	46	24.53
	Stephen YOUNG	45	26.08
	John WAITE	57	25.39
	Doug WALLACE	57	26.45
	Louis WASER	51	25.14
	Rick WEGENER	49	27.02

5K WALK E.T. TROPHY

1.	Dot JACK	80	40.00
2.	Joan CLARKE	63	39.18
3.	Darrel POLYGLASE		36.34
	Gordon GOURLAY		34.26
	Rae ATKINS	66	34.47
	Sylvia MACHIN	56	32.06
	Ern WALKER	83	39.43
	Wendy SEERS	56	39.18
	Joy HOGAN	46	33.48
	Bev HUGO		38.35
	Maureen GOURLAY	46	29.22
	V.CASH (3LAPS)	46	19.07

13/5/98

1500 METRES

1.	Phil BADMAN	45	5.02.6
2.	Darren WISHART	31	5.44.8
3.	John WAITE	57	5.49.2
4.	Ian CASSELL	44	6.04.2

200 METRES H/C

1.	Nyala MILLAR	56	23.88
1.	A.DINSDALE		23.88*
3.	John WAITE	57	25.69
4.	Vivienne CASH	46	25.75
5.	M.JOHNSTON	76	25.91
6.	G.WISHART	54	26.50

*V.R. M35

COBURG VENUE RESULTS 07/05/98

COBURG VENUE RESULTS 07/05/98

COBURG VENUE RESULTS 14/05/98

70 m

DE ANGELIS	INV	9.27
GREEN	INV	10.41
WILLIAMS	INV	10.52
GIBBS	49	10.88
KELLY	50	13.05
GRIFFITHS	48	13.53
BURROWES	62	13.55
CARTER	45	15.13

150 m

DE ANGELIS	INV	16.81
GIBBS	49	18.58
FULGENZI	49	18.95
WILLIAMS	INV	19.36
GREEN	INV	19.69
KELLY	50	23.69
BURROWES	62	25.00
GRIFFITHS	48	25.97
CARTER	45	31.34
GOODWIN	55	34.81

1500 m

DE ANGELIS	INV	05:24
WILLIAMS	INV	05:46
GREEN	INV	05:47
HALLETT	49	05:51
GOODWIN	55	05:56
KELLY	50	06:09
GIBBS	49	06:17
RYAN	57	06:25
GOGGIN	60	07:15
CATIONS	40	07:16
GOODE	70	07:53
CARTER	45	08:58

4000 m Walk

Christine	GRIFFITHS	48	30:54
4000 m			
Chris	HARRAP	37	17:28
Len	HALLETT	49	17:29
Denny	MARTIN	49	17:49
Bryan	KELLY	50	18:09
Rod	GOODWIN	55	18:25
Roy	MCKENZIE	40	18:30
Tino	FULGENZI	49	19:14
Tom	DALGLEISH	64	19:21
Lynley	MARSH	46	19:30
David	ROBINSON	29	19:41
Ian	CORNALL	47	21:14
Mario	MUSCAT	44	21:14
Les	CATIONS	40	24:59

8000 m

Fred	RADEMAKER	45	32:55
Gordon	PROUDFOOT	54	35:23
Mark	KELLY	36	36:15
Barbara	DALGLEISH	61	38:21
Bill	RYAN	57	39:52
Sue	SOUTHAN-SAHIN	47	40:46
Bernie	GOGGIN	60	41:46
Ken	CARTER	45	53:53

70M HCP

Bryan	KELLY	50	7.54
Christine	GRIFFITHS	48	7.77
Bruce	GIBBS	49	7.84
George	GOODE	70	7.88
Bill	RYAN	57	7.90
Jeff	CALDWELL	37	8.01
Roy	MCKENZIE	40	8.08
Tim	WILLIAMS	INV	8.22
Daniel	WILEMON	24	8.35
Jarrold	DE ANGELIS	15	8.62
Damon	GREEN	15	8.65
Mark	MATHEWS	27	8.71
Daniel	NORRIS	37	8.80
Mario	MUSCAT		9.03
Barbara	DALGLEISH	61	9.04
Tino	FULGENZI	49	9.25
Bernie	GOGGIN	60	10.11
Ken	CARTER	45	10.41

1200M

Michael	MASTROLITO		04:01
Fred	RADEMAKER	45	04:14
Jeff	CALDWELL	37	04:29
Len	HALLETT	49	04:38
Bruce	GIBBS	49	04:39
Bryan	KELLY	50	04:51
Bill	RYAN	57	05:00
Daniel	NORRIS	37	05:37
Bernie	GOGGIN	60	05:51
Ken	CARTER	45	06:51

20 Min Time Trial (Walk)

Christine	GRIFFITHS	48	2810
-----------	-----------	----	------

Metres

COBURG VENUE RESULTS 14/05/98

COBURG VENUE RESULTS 14/05/98

COBURG VENUE RESULTS 21/05/98

20 Min Time Trial

DELANEY	44	5100
CALDWELL	37	4890
PROUDFOOT	54	4590
HALLETT	49	4510
MARTIN	49	4510
HIDES	35	4380
KELLY	50	4345
DALGLEISH	61	4330
ROBINSON	29	4280
MCKENZIE	40	4230
RYAN	57	4170
SOUTHAN-SAHIN	47	4090
WILSON	68	4035
GOGGIN	60	4000
MUSCAT		4000
BAMFORD	45	3950
NORRIS	37	3780
CORNALL	47	3750
CATIONS	40	3330
GOODE	70	3100
CARTER	45	1800
GOODWIN	55	1200

4 X 100M Relay

Team 1		58.83
Jayden	DE ANGELIS	INV
Tim	WILLIAMS	INV
Jarrold	DE ANGELIS	INV
Damon	GREEN	INV
Team 2		63.00
George	GOODE	70
Daniel	NORRIS	37
Jeff	CALDWELL	37
Tino	FULGENZI	49
Team 3		68.86
Ken	CARTER	45
Bryan	KELLY	50
Christine	GRIFFITHS	48
Daniel	WILEMON	24

COBURG VENUE RESULTS 21/05/98

50 M

John	MICHALOUDIS	6.40
Bruce	GIBBS	6.97
Ken	CARTER	8.48
Mario	MUSCAT	9.19
Gordon	BURROWES	9.79

200M

Bruce	GIBBS	49	29.83
Bill	RYAN	57	34.70
Bernie	GOGGIN	60	07:12
Ken	CARTER	45	47.75
Gordon	BURROWES		50.10

1600M

Rod	GOODWIN	55	06:01
Rey	VILEGAS	33	06:31
Bruce	GIBBS	49	06:41
Bill	RYAN	57	06:55
Bernie	GOGGIN	60	08:09
Ken	CARTER	45	08:57

2000M

George	GOODE	70	11:01
--------	-------	----	-------

6000M

Geoff	WALSHE	47	33:12
-------	--------	----	-------

8000M

Gordon	PROUDFOOT	54	35:28
Barbara	DALGLEISH	61	38:06
Jeff	CALDWELL	37	39:54
Bernie	GOGGIN	60	40:37
Vicki	BAMFORD	45	42:30

Sue

Sue	SOUTHAN-SAHIN	47	42:32
-----	---------------	----	-------

COBURG VENUE RESULTS 21/05/98

COBURG VENUE RESULTS 28/05/98

COBURG VENUE RESULTS 28/05/98

4000M

Fred	RADEMAKER	45	15:38
Rod	GOODWIN	55	16:19
John	LEAHY		16:44
Mark	KELLY	36	16:59
Len	HALLETT	49	17:04
Rey	VILEGAS	33	17:16
Denny	MARTIN	49	17:49
Andrew	HIDES	35	19:03
Bill	RYAN	57	19:32
Mario	MUSCAT		19:36
Ian	CORNALL	47	21:29
Ken	CARTER	45	27:10

1500M

Fred	RADEMAKER	45	05:15
Rod	GOODWIN	55	05:29
Bruce	GIBBS	49	05:14
Bill	RYAN	57	06:24
Jarrold	DE ANGELIS	15	06:31
Tim	WILLIAMS	14	06:37
Damon	GREEN	15	06:43
Jayden	DE ANGELIS	9	06:57
Les	CATIONS	40	07:45
Bernie	GOGGIN	60	08:05
Ken	CARTER	45	09:00

5000M

Rod	GOODWIN	55	19:53
Mark	KELLY	36	21:58
Gordon	PROUDFOOT	54	22:11
Denny	MARTIN	49	22:43
Jeff	CALDWELL	37	23:13
Barbara	DALGLEISH	61	23:31
Bill	RYAN	57	24:06
Bernie	GOGGIN	60	24:59
Ken	CARTER	45	30:32

COBURG VENUE RESULTS 28/05/98

100M

Jarrold	DE ANGELIS	INV	13.06
Bruce	GIBBS	49	13.68
Tim	WILLIAMS	INV	14.06
Damon	GREEN	INV	15.09
Christine	GRIFFITHS	48	19.09
Ken	CARTER	45	24.14

200 M

Jarrold	DE ANGELIS	INV	25.86
Bruce	GIBBS	49	28.22
Tim	WILLIAMS	INV	29.62
Damon	GREEN	INV	31.40
Bill	RYAN	57	35.11
Bernie	GOGGIN	60	37.91
Christine	GRIFFITHS	48	40.34
Ken	CARTER	45	53.32

2000M

George	GOODE	70	11:23
--------	-------	----	-------

3000M Walk

Christine	GRIFFITHS	48	23:41
-----------	-----------	----	-------

3000M

Fred	RADEMAKER	45	11:30
Chris	HARRAP	37	12:28
Len	HALLETT	49	12:51
Rey	VILEGAS	33	12:53
Tino	FULGENZI	49	13:36
Roy	MCKENZIE	40	13:47
Mario	MUSCAT		14:31
Nick	LETT	39	15:00
Ian	CORNALL	47	15:01
Les	CATIONS	40	17:42

THE GREAT SOUTHERN PENINSULA RALLY WAS CONDUCTED ON SUNDAY 3RD OF MAY. COMPETITORS WERE REQUIRED TO COVER 16KMs OF CYCLING FOLLOWED BY 17KMs OF RUNNING THROUGH 12 CHECKPOINTS TO EARN A PAT ON THE BACK & A GLASS OF WATER. A MAP AT EACH CHECKPOINT INDICATED THE NEXT DESTINATION, TIME CREDITS COULD BE GAINED AT 6 OF THE CHECKPOINTS BY SCORING POINTS IN ACTIVITIES SUCH AS BASKETBALL, QUILTS & GOLF (PUTTING & CHIPPING). MANY ENTRIES DECIDED TO RIDE THE ENTIRE COURSE WHILE A COUPLE OF OTHERS LEFT THEIR BIKES AT AN APPROPRIATE CHECKPOINT TO PROVIDE A SUITABLE RUNNING DISTANCE. A DISTANCE RUNNING KILOMETRE RATE WAS ALLOCATED TO EACH COMPETITOR AND APPLIED TO INDIVIDUAL LEGS, BOTH RIDDEN & RUN. THE FORMULA, OF TIME DIVIDED BY DISTANCE MINUS THEIR KILOMETRE RATE GAVE A PLUS OR MINUS RESULT TO EACH SECTION, ACTIVITY POINTS SCORED AT CHECKPOINTS WERE CONVERTED TO 30 SECONDS AND DEDUCTED FROM THE NEXT LEG TIME. WHAT A NIGHTMARE!

THE GREAT SOUTHERN PENINSULA RALLY

THE RIDE LEGS. 16KMs

THE RUN LEGS. 17KMs

	AGE	RATE	RIDE				RUN						TOTAL		
			2.4K	3.2K	7.2K	SCORE	2.2K	3.8K	1.7K	2.8K	2.0	2.6K		1.8K	SCORE
Jeff JESSUP	45	4.6	-2.5	-3.0	-2.4	<u>(-7.9)</u>	0.0	-0.1	-1.1	0.0	+0.4	0.00	-0.4	-1.2	-9.1
Ken TAYLOR	52	4.8	-3.1	-2.8	-2.4	<u>(-8.3)</u>	-0.3	-0.7	-0.6	-1.2	+0.2	+1.4	+0.5	-0.7	<u>-9.0</u>
Barry FRY	55	4.0	-1.7	-1.5	-1.6	<u>(-4.8)</u>	+0.5	+0.2	-1.1	-0.4	-0.5	0.00	-0.7	-2.0	<u>-6.8</u>
Ray OUGHTON	77	5.4	-3.1	-2.9	-3.3	<u>(-9.3)</u>	-0.4	+0.1	+0.5	0.00	+4.1	-0.8	+0.2	-3.7	<u>-5.6</u>
Heather McDONALD	48	4.7	-1.8	-1.3	-2.6	<u>(-5.7)</u>	+0.8	+0.8	0.00	-0.1	+0.3	-0.7	+0.3	+1.4	<u>-4.3</u>
Dennis ARDLEY	51	4.2	-2.1	-1.7	-2.3	<u>(-6.1)</u>	+0.8	+0.3	-1.2	-1.3	+1.3	-2.5	0.00	+2.4	<u>-3.7</u>
Sue SIMPSON	39	5.0	-1.3	-2.5	-2.4	<u>(-6.2)</u>	0.00	-0.5	+0.3	0.00	+1.5	+1.5	0.00	+2.8	<u>-3.4</u>
Dianne McGRATH	36	4.4	-0.6	-2.8	-2.0	<u>(-5.4)</u>	+0.1	+0.1	+0.3	+1.3	+1.6	+1.8	-0.2	+5.0	<u>-0.4</u>
Jackie TAYLOR	51	4.9	-2.2	-2.1	-2.1	<u>(-6.4)</u>	-0.8	-0.4	+0.4	+1.5	+2.1	+1.8	+0.4	+5.0	<u>-1.4</u>
Russ CHRISTIE	40	4.6	-2.5	-3.0	-2.8	<u>(-8.1)</u>	+2.2	+0.4	+2.2	-1.0	+5.9	-0.4	+0.4	+9.7	<u>+1.6</u>

THE GREAT SOUTHERN PENINSULA RALLY...continued

	AGE	RATE	<u>THE RIDE LEGS</u>								<u>THE RUN LEGS</u>				TOTAL
			2.4K	3.2K	7.2K	2.2K	3.8K	1.7K	2.8K	2.0K	RIDE SCORE	2.6K	1.8K	RUN SCORE	
Julie MARSHALL	39	6.1	-1.9	-2.6	-2.3	-2.5	-1.9	-0.2	-3.8	-0.6	(-15.2)	+1.0	+0.5	+1.5	-13.7
Judy POLLOCK	57	4.8	-0.6	-1.7	ARRIVED & RAN FROM HERE				+0.9	+1.2	(-2.5)	+2.1	+0.2	+4.4	+2.1

THE RIDDING ALL THE WAY DIVISION

Meredith RADFORD	37	6.3	-4.6	-3.8	-3.8	-2.2	-3.4	-2.8	-1.7	-0.8		-3.6	-3.8		-30.7
Lee POWNALL	54	6.1	-2.8	-3.6	-3.3	-2.0	-3.5	-0.5	-2.5	-0.6		(-2.0)	(-0.5)		-23.6
Lorraine ARDLEY	47	5.6	-2.9	-2.8	-2.8	-2.4	-2.7	-0.9	-1.7	-0.1		-2.1	-3.1		-21.5
Bernard POWNALL	52	4.5	-1.2	-2.0	-1.7	-0.8	-1.8	+1.1	-2.5	+0.7		(-1.0)	(-0.5)		-12.6

MEREDITH LEADS IN, THE ALL CYCLING DIVISION, AFTER LEE EXPERIANCES DIFFICULTIES AT THE BEGININC, (THATS ALL I'M SAYING ABOUT THAT). JULIE DISCARDS HER BIKE AT THE JESSUPS TO RUN THE FINAL 4.8KM, WHILE JUDY HAD ALL SORTS OF PROBLEMS THAT WERE MADE MORE DIFFICULT BY OUR INADEQUATE MAP, SORRY JUDY. JUDY HITCHED A RIDE FROM THE TAYLORS TO THE RADFORDS AND RAN THE FINAL 9.2Ks.

BEST POINT SCORES WERE - AT THE HARRISONS - HEATHER & THERESA 4 EACH. AT THE TAYLORS -- DANIEL, BERNARD, RUSS, KEN, JACKIE, & HEATHER, ONE EACH. AT RUSS & JULIES' - BEST SCORE ON THE 2 HOLE PAR 3 GOLF COURSE WAS BY DENNIS WITH A 2 & 2. JEFF SCORED 1 ON THE PAR 2, WHILE BARRY & VICKY HAD 1 ON THE PAR 1. LEE HAD A TOTAL SCORE OF 15 AND BERNARD & DOUG SCORED 13 EACH (STICK TO RUNNING) -- AT THE RADFORDS - JULIE & BEARNARD TOP SCORED WITH 7 QUOITS. -- AT THE PIER, -- NOBODY CAUGHT A FISH FOR THE 100 BONUS POINTS. (OH DUR!) AT THE JESSUPS - HEATHER & JULIE EACH SCORED 5 BASKETS, RAY MANAGED 4 GIVING INSTRUCTIONS FROM A CHAIR TO HIS STAND IN THROWER. AT THE POLATIDIS PLACE -- LEE SCORED 5 AHEAD OF DANIEL & DOUGLAS WITH 4 EACH. I HOPE A GOOD TIME WAS HAD BY ALL.

BARRY FRY RUNS BRILLIANTLY TO BE FIRST BACK AT THE TRACK JUST BEHIND THE RAT PACK, BUT HIS CASUAL BIKE SECTION PROVED COSTLY IN THE SCORING. JEFF JESSUP WHO ALSO MAINTAINED HIS TOP PACE TO THE END WON THE DAY HEATHER McDONALD WINS THE LADIES SECTION JUST AHEAD OF SUE SIMPSON WHO NEEDED 2 BASKETS AT THE LAST.

THE RAT PACK (PLUS 1) DIVISION

THE RAT PACK DID NOT HAVE A KILOMETRE RATE SO THEIR ACTUAL TIMES ARE SHOWN WITH DEDUCTIONS FOR POINTS SCORED AT CHECKPOINTS.

	AGE		2.4K	3.2K	7.2K	2.2K	3.8K	1.7K	2.8K	2.0K		2.6K	1.8K	
Victoria RADFORD	12	---	7.5	10	21	8	11	5	11	10		8.5	4	96 MIN.
			(-0.5)					(-1.0)	(-1.0)			(-0.5)	(-1.0)	
Vasilis POLATIDIS	14	---	7.5	10	23	9	10	6	13	6		8	3.5	96 MIN.
			(-1.5)			(-1.0)		(-1.0)	(-1.0)			(-1.0)	(-1.5)	
Doug HARRISON	15	---	7	10	23	9	10	7	14	6		7.5	3	96.5 MIN
			(-1.0)									(-1.5)	(-2.0)	
Daniel SIMPSON	14	---	8	10	22	13	10	6.5	14	6		8.5	3	101 MIN.
			(-1.0)					(-0.5)				(-1.0)	(-2.0)	
Jason CHRISTIE	14	---	9	10	22	13	10	5.5	14	6		8.5	3	101.5 MIN
								(-1.5)				(-1.5)	(-0.5)	
Ewan McDONALD	12	---	8.5	10	25	9	11	12	12	6		13	5.5	112 MIN
			(-0.5)					(-1.0)				(-2.0)	(-1.5)	
Theresa HARRISON	11	---	(-1.5)											

TIMES FROM THE START TO THE FIRST CHECKPOINT DID NOT COUNT AS I FORGOT TO CHECK EVERYONE'S START TIME. THE FINAL RUN LEG FROM THE SIMPSONS TO THE FINISH ALSO DID NOT COUNT AS THE 400 MTRS. WAS COVERED SO QUICK BY SOME, THEY ARRIVED BACK BEFORE THEY HAD LEFT. MAIES CHECKPOINT IS INCORPORATED IN THE RUN TO THE PIER. THE CHECKPOINTS AND GAMES WERE AS FOLLOWS -

TRACK TO THE HARRISONS (BASKETBALL) 3.2K -- TO OUGHTONS, 2.4K -- TO ARDLEYS, 3.2K -- TO TAYLORS 7.2K (GOLF CHIPPING INTO BINS) -- TO GRAHAM & ANNIES 2.2K -- TO RUSS & JULIES 3.8K (2 HOLE GOLF COURSE) -- TO RADFORDS 1.7K (QUOITS) -- TO MAIES 100 MRS. -- TO FAR END OF THE PIER 2.7K (CATCH A FISH) -- TO JESSUPS 2K (BASKETBALL) -- TO POLATIDIS 2.6K (MORE BASKETBALL) -- TO SIMPSONS 1.8K -- TO TRACK 400 MTRS.

DAYS HIGHLIGHTS INCLUDE THE BRILLIANCE OF RAY OUGHTON WHO LEAD UNTIL A HICCUP GETTING TO THE JESSUPS COST HIM 4 POINTS. RAYS EFFORT WAS FANTASTIC. (IT WOULDN'T GET HIM A CREDITABLE CERTIFICATE FROM MANAGEMENT BUT WE ARE IN AWE OF HIM ANYWAY.) JUDYS' WICKED WITCH OF THE WEST BIKE, ACTUALLY GOT TO THE TAYLORS. THE MAGNIFICENT GOLF COURSE CONSTRUCTED AT THE FRONT OF RUSS & JULIES, BERNARDS MYSTERIOUS SUNGLASSES (SAY NO MORE) AND THE ABILITY OF MANY WHO THOUGHT THEY WOULD NOT MAKE IT TO THE FINISH, **TO DO SO, WITH STYLE!**

I'M LOOKING FORWARD TO DOING THIS AGAIN SOMETIME IN THE NEXT MILLENNIUM. SEE YA.

SUNDAY 31ST... CONTINUED.

DAVID SHEEHANS' MOB APPARENTLY HAD A GOOD WEEKEND AT THE GOLDEN VALLEY RESORT AND WE WERE HAPPY THEY FOUND THE TIME TO JOIN IN WITH OUR VENUE ACTIVITY FOR THE MORNING. EXCESSIVE DANCING AND BUNKHOUSE ANTICS MAY HAVE PROVED COSTLY TO CROSS COUNTRY RUNNING. THE "GREENS BUSH" RUN IS A CHALLENGING COURSE WHERE 4 RUNNERS RECENTLY HIT THE TURF. LUCKILY THIS WEEK OUR ONLY CASUALTY WAS CLOCKER JOHN WHO TWISTED HIS ANKLE ON A TREE ROOT WHEN HEADING TO THE BBQ. HE HAS RECOVERED QUICKLY.

ANYWAY IT'S LATE SO ROLL OVER & GOODNIGHT DOROTHY, AND THANKS FOR THE SCONES...COME ON DOWN.

COMING UP ON AUGUST 2ND..... ROSEBUD POOL, SWIMATHALON, 400 SWIM - 4K RUN - 400 SWIM

**SORE MUSCLES ?
TRY THE FOLLOWING PRODUCTS**

MUSCULAR & ARTHRITIC OINTMENT

**A NATURAL REMEDY IN THE HEALING OF MUSCULAR, ARTHRITIC AND JOINT PROBLEMS,
CONTAINS EMU OIL WHICH HAS REMARKABLE PENETRATING PROPERTIES PROVIDING
EFFECTIVE AND SOOTHING TEMPORARY RELIEF.**

SPECIAL PRICE FOR VETERAN ATHLETES 25g \$9.00

MASSAGE OIL

**A SCIENTIFICALLY FORMULATED BLEND OF PURE EMU OIL AND HERBAL EXTRACTS
PRODUCING A SOFTENING, MOISTURISING EFFECT AND LASTING IMPROVEMENT.**

SPECIAL PRICE FOR VETERAN ATHLETES 250ml \$16.25

EMU OIL CAPSULES

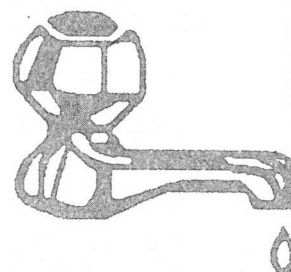
FOR REDUCTION OF CHOLSTEROL AND AMAZING ARTHRITIC RELIEF (T G A APPROVED)

SPECIAL PRICE FOR VETERAN ATHLETES 100 CAPSULES \$27.50

FOR MORE INFORMATION CONTACT BOB OR GLAD WISHART ON (03) 95838041 OR AT
MENTONE OR CAULFIELD VENUES.

K-MAR Handyman Services

Home Repairs
Small Plumbing Jobs



Kevin Phone 9596 2481

**SOUTHERN PENINSULA
MAY 98 RESULTS**

SUNDAY 24TH.

SUNDAY 10TH.

THE TRADITIONAL MOTHERS DAY RUN AROUND GREENS BUSH WAS THE AFTERNOONS EVENT AND JUDY POLLOCK, VASILIS POLATIDIS, BARRY FRY, & ALAN RADFORD ALL RECORD PBs WHILE JULIE MARSHALL RUNS RIGHT ON THE KNOCKER TO EQUAL HER BEST EVER TIME. I THOUGHT THE TRACK WAS IN GOOD CONDITION BUT FOUR RUNNERS MANAGED TO NOSE DIVE INTO THE BUSHES AND RECORD DIRTY LEGS, (ARMS, ELBOWS & NOSES.) BEST DIVE AWARD WENT TO RAY OUGHTON, WHO HARDLY GOT DIRTY BUT MANAGED TO CON STEPHAN, BARBARA, MAX, & JOHN SIMPSON TO ESCORT HIM FROM THE BUSH.

THE GREENS BUSH CROSS COUNTRY RUN/WALK. 4.8 OR 9.7KM.

9.7KM COURSE

4.8KM COURSE

Barry FRY	55	42:08 PB.	Vasilis POLATIDIS	14	21:59 PB.
Lachlan McDONALD	19	42:08	Max BROOK	61	25:15
Alan RADFORD	46	48:24 PB.	Stephan POLATIDIS	61	25:39
Jeff JESSUP	45	49:46	Ken TAYLOR	52	26:40
Russ CHRISTIE	40	50:39	Julie MARSHALL	39	31:21 =PB.
Judy POLLOCK	57	51:16 PB.	Meredith RADFORD	37	33:10
Barb BONNICI	50	57:31	Ray OUGHTON	77	D.N.F.
Jackie TAYLOR	51	62:28			
Sue SIMPSON	39	62:28			

THE 2KM WALK / RUN

Vicky RADFORD	12	11:46
Maic WITHERS	76	28:20 WALK

MAX, BARBARA & STEPHAN WERE ENJOYING PART OF A SECOND LAP WHEN THEY BOWLED OVER RAY SO THEY ASSISTED HIM BACK. SUE, JEFF, & RUSS WERE THE OTHERS WHO NEEDED A GOOD SOAK IN THE TUB AFTERWARDS. JUDY NOT ONLY DIDN'T GET LOST, SHE SLICED 4:42 FROM HER PB.

SUNDAY 17TH.

THE ROSEBUD POOL IS THE VENUE FOR THIS MORNINGS EVENT. THE DIP - RUN - DIP.

400 MTRS. OF SWIMMING FOLLOWED BY 4000 MTRS. OF RUNNING AND FINISHING WITH ANOTHER 400 MTRS. OF SWIMMING. TWENTY STARTERS TACKLED, WHAT WAS FOR MANY, AN EVENT THEY MAY NOT COMPLETE. SIXTEEN LAPS OF THE POOL WAS MORE THAN MERE RUNNERS EVEN THINK ABOUT, AND TO DO IT TWICE WAS UNIMAGINABLE, HOWEVER, DO IT THEY DID.

A YOUTHFUL ELITE GROUP INCLUDING BARRY FRY IN THE FIRST WAVE OF STARTERS SHOWED US HOW TO DO IT. SIMPLY THRASH UP & DOWN THE POOL, GET OUT AND SPRINT UP & DOWN THE 1KM ROAD COURSE 4 TIMES, THEN THRASH UP & DOWN THE POOL ANOTHER SIXTEEN LAPS IN JUST OVER 30 MINUTES. EASY! LET US AT IT. FOR MOST, IN THE NEXT TWO GROUPS THE THRASHING BIT ONLY LASTED ABOUT 1 LAP AND WAS REPLACED BY THE DOGGED DETERMINATION BIT.

GREAT PERFORMANCES FROM ALL AGES LEFT EVERYONE FEELING A SENCE OF ACCOMPLISHMENT, NOT TO MENTION SENSE OF EXHAUSTION, FOR THE AFTERNOON.

\$115 RAISED FROM THE EVENT WAS HANDED TO THE ROSEBUD POOL MANAGEMENT FOR THEIR ANNUAL FUND RAISING FOR THE CHILDREN'S HOSPITAL APPEAL.

THE ROSEBUD SWIM - RUN - SWIM

400 - 4KM - 400

Graham ANGLISS	35	30:50	Ken TAYLOR	52	39:52-93
Barry FRY	55	33:43:18	Despina POLATIDIS	14	41:29
Steve ALLEN	24	33:43:52	Rhonda McCARTIN	51	41:37
Daniel LETUNICA	25	33:55	Julie MARSHALL	39	43:58
Marree TUFF	47	35:18	Sue SIMPSON	39	43:59
Heather McDONALD	48	37:46	Meredith RADFORD	37	47:08
Daniel SIMPSON	13	37:59	Jackie TAYLOR	51	50:11
Alan RADFORD	46	38:41	Sally TAYLOR } SWIM	24	
Russ CHRISTIE	40	38:53	Dennis ARDLEY } RUN	51	31:32
Vasilis POLATIDIS	14	39:52:03			

MANY THANKS TO ALL THE HELPERS WHO TURNED UP ON THE MORNING TO ASSIST WITH LA COUNTING ETC. THE HARRISON FAMILY, SHARON TAYLOR, VICKY RADFORD, LORAIN ARDLEY, CLOCKER JOHN. DURING THE MORNING DOUG HARRISON, STEPHAN POLATIDIS, KENNA McDONALD & JOHN SIMPSON JOINED THE EVENT FOR A RUN BUT TIMES ARE NOT AVAILABLE. THE HANDICAPPER WANTS TO KNOW THEM THOUGH AS IT WAS MENTIONED THAT DOUG HAD A PB???

WOEFUL, WILD, WET, WINDY, WAINY WEATHER WELCOMED 17 ATHLETES TO THE RYE FORESHORE FOR THE RYE - BLAIRGOWRIE RUN - RIDE - RUN OVER 19.2KMs. SUE SIMPSON & STEPHAN POLATIDIS REVELLED IN THE SOAKING CONDITIONS BY TAKING 5:28 & 5:27 RESPECTIVELY FROM THEIR PREVIOUS BEST TIMES. LACHLAN McDONALD WAS KEPT HONEST AT THE FRONT BY BARRY FRY AND SLICED 2:02 FROM HIS PB AND RUSS CHRISTIE ADDS A NOTCH TO HIS RECORD TAKING OFF 1:16.

THE RYE RUN - RIDE - RUN.

6KM - 10KM - 3.2K

Lachlan McDONALD	19	23:02	42:46	54:58 PB	Bernard POWNALL	52	29:37	56:46	73:43
Barry FRY	55	23:02	42:52	55:02	Judy POLLOCK	57	28:04	58:53	74:44
Steve ALLEN	24	24:27	46:40	60:12	Lee POWNALL	55	REST	56:50	76:24
Russ CHRISTIE	40	26:53	49:39	64:05 PB	Sue SIMPSON	39	30:22	60:12	76:29 PB
Heather McDONALD	48	29:11	53:00	69:20	Julie MARSHALL	39	33:48	65:21	83:04
Dianne McGRATH	36	29:48	58:53	74:44	Patricia HARRISON	21	35:24	68:12	89:44
Stephan POLATIDIS	61	28:15	56:33	72:33 PB	Barbara BONNICI	50	32:34	-----	51:26
Doug HARRISON	14	24:54	-----	-----	Des MIDDLETON		28:57		
Sandra MIDDLETON		42:58	-----	63:51 WALK					

SUNDAY 31ST.

VARIOUS METROPOLITAN VENUE REJECTS CONGREGATED AT THE GOLDEN VALLEY RESORT IN MAIN RIDGE, WHERE A WEKEND OF DUBIOUS ACTIVITIES TOOK PLACE. OUR MOB JOIN IN FOR A SATURDAY NIGHT FEED & FROLIC, I MEAN DANCE, AND A VERY PLEASANT TIME IS HAD BY ALL.

SUNDAY MORNING HOWEVER SAW A LESS PLEASANT TIME AS THE CHALLENGE WAS ON BETWEEN THE SOUTHERN PENINSULA & THE GOLDEN VALLEY GROUP TO BE THE FIRST TEAM TO GET 205 YEARS OVER THE FINISH LINE OF THE 4.8KM GREENS BUSH CROSS COUNTRY RUN. WE WOULD SORT OUT THE YET TO BE DECIDED AWARD FOR THE VICTORS AFTERWARDS.

THE 4.8KM GREENS BUSH CROSS COUNTRY RUN

	<u>AGE</u>	<u>TEAM</u>	<u>4.8K</u>	<u>9.7K</u>		<u>AGE</u>	<u>TEAM</u>	<u>4.8K</u>	<u>9.7K</u>
Ian ORR	47	SP	19:52		Dot BROWNE	57	GV	24:58	
Barry FRY	55	SP	19:56	40:59 2PBs	Bernard POWNALL	54	SP	25:09	
Steve ALLEN	24	SP	21:08		Heather McDONALD	48	SP	25:23	
David SHEEHAN	51	GV	21:26		Ken TAYLOR	52	SP	26:52	
Doug PETROFF	56	GV	21:30		Celia JOHNSON	50	GV	27:01	
Doug HARRISON	14	SP	22:11	PB	Colin BROWNE	65	SP	27:50	
Vasilis POLATIDIS	14	SP	22:12		Julie MARSHALL	39	SP	30:11	PB
Tony JOHNSON	58	GV	22:12		Carol BUCKINGHAM	47	GV	31:14	
Alan RADFORD	46	SP	23:07	PB	Rebecca MOORE	26	SP	31:28	
Russ CHRISTIE	40	SP	23:21		Marlene PETROFF	56	GV	32:15	
Ann HOLCOMBE	51	GV	23:21		Pauline BROWN	53	GV	34:43	
Jeff JESSUP	45	SP	23:34	48:23 PB	Meredith RADFORD	37	SP	34:46	
Richard TREMBATH	56	GV	24:01		Lee POWNALL	55	SP	34:47	
Brian HOLCOMBE	52	GV	24:40		Ray OUGHTON	77	SP	42:26	
Bill CARR	48	GV	24:41		Sue SIMPSON	39	SP		59:19
Stephan POLATIDIS	61	SP	24:41	PB	Barbara BONNICI	50	SP		62:24
Vicky RADFORD	12	SP	2KM-	11:04 PB	Jackie TAYLOR	51	SP	31:28	64:47 PB
Melinda JESSUP	45	SP	WALKED	4K	Lorraine ARDLEY	47	SP	31:28	64:47 PB

THE SOUTHERN PENINSULA TEAM RISE TO THE CHALLENGE WITH 9PBs FOR THE MORNING RUSS CHRISTIE HOLDS OFF ANN HOLCOMBE BY 10 SECONDS TO CLINCH VICTORY FOR THE SOUTHERNERS (240 YEARS TO 216) WE CELEBRATE WILDLY, WITH PANCAKES AND AUNTY DOTS SCONES AS THE GOLDEN VALLEY MOB LICK THEIR WOUNDS (AND THEIR PLATES) BEFORE PACKING UP TO HEAD FOR HOME. THE WINNING TROPHY, AS WAS DECIDED LATER, WAS AN ALL EXPENSES PAID WEEK ON HAMILTON ISLAND FOR THIRTY PEOPLE. HOWEVER AS MANY COULD NOT AFFORD THE TIME FOR A WEEK OFF, THE ALTERNATIVE WAS OFFERED, TO STAY NEXT WEEKEND ON TAYLORS BLOCK IN HEYFIELD AND BYO EVERYTHING.

THANKS MUCHLY JOHN SIMPSON WHO SACRIFICED HIS MORNINGS WORKOUT TO CLOCK RECORD, ALTHOUGH HE PROBABLY HAD A FAIRLY SERIOUS SESSION WITH THE PANCAKES.

SPRINGVALE VENUE RESULTS - MAY 1998

6/5/98

100 Metres Run	
1 Marc PITTAU	32 12.1
2 Tony QUINN	32 13.3
3 Juan PEREZ	17 15.3
400 metres Run	
1 Tony QUINN	32 61.6
2 Gary BEATON	23 63.3
3 Mike HALL	59 64.2
4 William SELICK	26 67.2
5 Ron MUIR	46 68.1
6 Ron LITTLE	54 75.4
2 km Walk	
1 Penny HALL	56 12.19
2 Kevin McGRATH	67 14.37
3 Vanna WALSH	51 15.42
4 Jenny FIELD	39 15.48
5 Ann MarceDeBONO	29 15.48
4 km Walk	
1 Peter FIELD	40 24.36
4 km Handicap Run	
	Finish Actual
1 Bruce FERRIER	45 21.37 14.37
2 Ron LITTLE	54 21.40 16.05
3 William SELICK	26 21.42 14.32
4 Alan BENNIE	51 21.45 14.05
5 Ian TREGEAR	48 21.50 16.15
6 Rob CLUTTERBUCK	45 21.52 14.22
7 Rod WADSLEY	45 21.56 15.36
8 Paul MULLINS	57 21.57 15.37
9 Bill HUGHES	65 21.58 20.25
10 Jack GUBBINS	69 22.00 20.25
11 Lou BUCCIERI	42 22.01 16.26
12 John NEWSOM	26 22.05 14.25
13 Pramesh PRASAD	Inv 22.01 18.07
14 Neil GRAY	50 22.09 14.19
15 Karl FAUVRELLE	57 22.10 16.45
16 Ian KRASKA	43 22.14 16.19
17 Ken BOOCOCK	39 22.15 14.50
18 Satn JORDAN	51 22.17 16.22
19 Kevin ONLEY	64 22.19 18.34
20 Dave TALBOT	43 22.21 17.11
21 Ken HOUGH	53 21.21 18.21
22 Don THOMAS	49 22.23 15.13
23 George Paradowski	49 22.27 17.17
24 Alf SMITH	66 22.28 21.38
25 Alan DOUGLAS	52 22.30 17.05
26 Don CORRIE	48 22.31 19.46
27 Jaun PEREZ	58 22.37 17.02
28 Leigh CASSIDY	50 22.42 17.02
29 Kathy CASSIDY	49 22.48 19.13

6/5/98 cont

4 km Handicap Run cont	
30 Bruce HUMPHRIES	53 22.54 15.24
31 Roland BROWN	57 23.01 19.26
32 Ross MARTIN	46 23.04 15.09
33 Gary BEATON	Inv 23.05 15.35
34 Jim SINCLAIR	73 23.09 23.09
35 Paul WINTERTON	43 23.14 16.04
36 Ray O'CONNOR	60 23.14 16.19
37 Graham STEVENS	56 23.15 17.35
38 Tony DORAN	45 23.34 17.04
39 Ian ORR	47 23.40 15.50
40 Brian McCANN	52 24.03 18.38
41 Tony BARRETT	48 24.15 17.05
42 John MANNING	52 24.17 20.17
43 Peter BATTRICK	54 24.18 20.18
44 Mark KING	36 25.40 17.00
13/5/98	
150 metres Run	
1 Marc PITTAU	32 17.70
2 Peter GILLETTE	43 18.70
3 Tony QUINN	32 19.30
4 Mike HALL	59 19.90
800 metre Handicap Run	
	Finish Actual
1 Kathy CASSIDY	49 3.07.21 3.05.21
2 Ken BOOCOCK	39 3.12.38 2.13.38
3 Dave TALBOT	43 3.12.68 2.15.68
4 Lou BUCCIERI	42 3.13.11 2.39.11
5 Ron LITTLE	54 3.13.67 2.44.67
6 Gary BEATON	Inv 3.15.02 2.23.02
7 Ian ORR	47 3.15.45 2.28.45
8 Kevin ONLEY	64 3.15.79 3.15.79
9 Leigh CASSIDY	50 3.16.38 2.40.38
10 Ann HOLCOMBE	50 3.17.15 2.36.15
11 Ron MUIR	46 3.19.24 2.29.24
12 William SELICK	26 3.19.82 2.23.82
13 Ian KRASKA	43 3.22.02 2.40.02
14 Karl FAUVRELLE	57 3.22.80 2.48.80
15 Pramash PRASAD	Inv 3.38.67 2.39.67
1200 metres Estimated Time Walk	
	Est Actual
1 Tony BARRETT	48 5.26 5.21.2
2 Tony JOHNSON	58 5.45 5.51.2
3 Peter FIELD	40 7.10 7.16.7
4 Jenny FIELD	39 9.10 9.05.7 **
4 Ann Marec De BONO	29 9.10 9.05.7 **
** Winners	

SPRINGVALE VENUE RESULTS - MAY 1998

13/5/98 cont

6 km Handicap run	
1 Paul MULLINS	57 33.03 23.33
2 Bruce FERRIER	45 33.10 22.05
3 William SELICK	26 33.16 22.11
4 Ian ORR	47 33.20 22.40
5 Ian TREGEAR	48 33.22 24.52
6 Alan DOUGLAS	52 33.26 25.36
7 Don CORRIE	48 33.28 29.48
8 Kevin ONLEY	64 33.29 27.59
9 Gary BEATON	23 33.35 22.55
10 Karl FAUVRELLE	57 33.38 25.48
11 Rob CLUTTERBUCK	45 33.39 22.09
12 Ross MARTIN	46 33.42 22.02
13 Ron LITTLE	54 33.44 25.14
14 Ray O'CONNOR	60 33.49 22.09
15 Neil PILLING	39 33.49 22.09
16 Roland BROWN	57 33.55 29.25
17 Lou BUCCIERI	42 33.55 25.40
18 Alf SMITH	66 33.56 33.21
19 Jack GUBBINS	69 33.58 31.53
20 Bill HUGHES	65 33.59 25.19
21 Stan JORDAN	51 34.03 25.23
22 George Paradowski	49 34.15 26.40
23 Ken HOUGH	52 34.22 28.52
24 Tony QUINN	32 34.27 23.57
25 Jim SMITH	57 34.41 26.11
26 Dennis PHILLIPS	55 34.43 26.03
27 Reg WILLIAMS	47 34.46 26.06
28 Bruce HUMPHRIES	53 34.50 23.30
29 Bill IRVINE	49 34.51 24.21
30 Ian KRASKA	43 35.01 26.06
31 Graema STEVENS	56 35.19 27.04
32 Tony DORAN	46 35.51 26.21
33 Jim SINCLAIR	73 35.52 35.52
34 John MANNING	52 36.09 31.19
35 Lauric CROUCH	58 36.18 28.03
36 Peter FIELD	40 36.58 25.38
37 Paul WINTERTON	43 37.17 26.47
20/5/98	
4 km Run	
1 Dean COPLAND	43 13.56
2 Alan BENNIE	51 14.10
3 William SELICK	26 14.14
4 Rob CLUTTERBUCK	45 14.27
5 Bruce FERRIER	46 14.42
6 Ian ORR	47 15.08

20/5/98 cont

4 km Run cont	
7 Tony QUINN	32 15.11
8 Don THOMAS	49 15.12
9 Ken BOOCOCK	39 15.46
10 Stan JORDAN	50 16.02
11 Paul MULLINS	57 16.03
12 Alan DOUGLAS	52 16.48
13 Ken HOUGH	53 19.08
14 Tony DORAN	45 19.08
15 Roland BROWN	56 19.58
16 Jack GUBBINS	69 20.26
27/5/98	
100 metres Run	
1 Marc PITTAU	32 12.5
2 Tony QUINN	32 13.2
3 Ron MUIR	46 15.0
1000 metres Run	
1 Dean COPLAND	43 2.58.8
2 Rod BROWN	45 3.04.9
3 William SELICK	32 3.10.0
4 Tony QUINN	32 3.11.8
5 Michael DAVIN	48 3.31.6
6 Leigh CASSIDY	50 3.32.7
7 Dave TALBOT	43 3.28.4
8 Lou BUCCIERI	42 3.37.1
9 Gary BEATON	23 3.39.0
8 km Handicap Run	
	Clock Actual
1 Jack GUBBINS	69 45.13 42.28
2 Juan PEREZ	58 45.18 34.03
3 Don CORRIE	48 45.23 40.28
4 Stan JORDAN	51 45.41 34.11
5 Ron LITTLE	54 45.43 34.13
6 Neil GRAY	50 45.46 29.51
7 Ian ORR	47 45.52 31.02
8 Lou BUCCIERI	42 45.59 34.44
9 Kevin ONLEY	64 46.14 38.49
10 Ian KRASKA	43 46.16 34.31
11 Rob CLUTTERBUCK	45 46.18 30.38
12 Karl FAUVRELLE	58 46.19 35.39
13 William SELICK	26 46.21 30.41
14 Howard REES	50 46.34 35.04
15 Ray O'CONNOR	60 46.46 33.21
16 Roland BROWN	57 46.48 41.03
17 Paul MULLINS	57 47.11 33.31
18 Ken HOUGH	53 47.15 39.50
19 Ross MARTIN	46 31.39 47.34
20 Laurie CROUCH	58 48.08 37.08

Frankston Venue			
<u>100 metre sprint</u> 30.4.98			
1	Graeme Richards	52	12.25
2	Dale Bruce	37	12.74
3	Tony Quinn	32	13.60
4	Ian Macarthur	57	14.21
5	Angela Seers	Inv	14.51
6	Syd Elks	72	15.46
7	John Reid	71	15.77
8	Roy Riesemann	68.	16.36
<u>2 x 200 metre relay</u> 30.4.98			
1	Tony Nemarie	45	56.59
	Tony Quinn	32	
2	Dale Bruce	37	57.61
	Angela Seers	Inv	
3	Graeme Richards	52	100.46
	John Reid	71	
<u>2000 metre run</u> 30.4.98			
	John Reid	71	11.19
	Ian Macarthur	57	9.49
	Joy Herbert	54	8.46
	Jarrod Pope	Inv	7.21
	Gedric Deutrom		
	6 laps	40	11.41
<u>4000 metre run</u> 30.4.98			
1	Allan Alderson	46	14.51
2	Ian Muir	53	14.54
3	Garry Anderson	46	15.15
4	John Wallace	54	15.42
5	David Painter	55	15.49
6	Gary Meyer	43	16.10
7	Rowland Erickles	52	16.52
8	Belinda Kirkham	31	16.52
9	George Symons	50	17.43
10	Peter Ellis	47	18.18
11	David Nobbs	58	18.37
	Gordon Loughnan	45	20.27
<u>100 metre sprint</u> 7.5.98			
1	Graeme RICHARDS	52	12.22
2	Ross KENT	56	12.30
3	Dale BRUCE	37	12.71
4	Craig NOLAN	32	13.63
5	Tony NEMARIC	45	13.89
6	David JENNINGS	32	14.05
7	Ian MACARTHUR	57	14.26
8	Angela SEERS	Inv	14.52

Frankston Venue			
<u>2000 metre Walk</u> 30.4.98			
1	Kathy Westhorp	36	12.27
1	Tony Nemarie	45	12.27
2	Jack Kilfoyle	73	12.42
3	Syd Elks	72	12.57
4	Debbie Terlaak	33	13.34
5	Wendy Seers	56	14.09
6	Sylvia Ross	59	14.41
7	Ern Walker	84	15.20
8	Roy Giesemann	68	15.23
9	Mary Elks	69	16.00
<u>1000 metre run</u> 30.4.98			
2	George Symons	50	4.03
3	John Reid	71	4.38
3	Joy Herbert	54	4.38
4	Gordon Loughnan	45	4.39
+ 1	Allan Alderson	46	3.30
<u>1600 metre run</u> 7.5.98			
1	Peter WHITE	Inv	5.20
2	Craig Nolan	32	5.25
3	Tony QUINN	32	5.38
4	Jason DAVENPORT	32	5.50
5	David JENNINGS	32	5.52
6	Tony NEMARIC	45	6.25
7	Gordon LOUGHNAN	45	7.44
<u>200 metre run</u> 7.5.98			
1	Ross KENT	56	26.07
2	Dale BRUCE	37	26.77
3	Graeme RICHARDS	52	27.82
4	Mike HALL	59	28.40
5	Ian MACARTHUR	57	30.84
6	Angela SEERS	Inv	31.96
7	Ray O'CONNOR	60	33.09
<u>2400 metre Walk</u> 7.5.98			
1	John HALDO	55	14.03
2	Sandra MCLEATH	35	15.22
3	Jean LEGGATT	62	16.41
4	Bevyn DAVIS	69	17.29
5	Sylvia ROSS	59	17.34
<u>600 metre run</u> 7.5.98			
1	Tony QUINN	32	1.47
2	Tony NEMARIC	45	2.02
3	Allan ALDERSON		2.03
4	Gordon LOUGHNAN	45	2.43

Frankston Venue			
<u>3200 metre run</u> 7.5.98			
1	Allan ALDERSON	46	11.37
2	Garry ANDERSON	46	12.00
3	Ian MUIR	53	12.02
4	Mick O'BRYAN	48	12.40
5	Rowland BRICKLES	52	13.14
6	David NOBBS	58	14.12
7	Ray O'CONNOR	60	14.20
8	Peter ELLIS	47	15.35
<u>60 metre sprint</u> 14.5.98			
1	Graeme RICHARDS	52	7.43
2	Craig NOLAN	32	7.65
3	Dale BRUCE	37	7.99
4	Tom GERRARD	49	8.01
5	Ian MACARTHUR	57	8.43
6	Angela SEERS	Inv	9.03
7	Syd ELKS	73	9.54
8	John REID	71	9.60
<u>1500 metre run</u> 14.5.98			
1	Joy HERBERT	54	6.23
2	Tom GERRARD	49	6.36
<u>300 metre run</u> 14.5.98			
1	Craig NOLAN	32	39.09
2	Dale BRUCE	37	41.78
3	Tony QUINN	32	42.04
4	Tony NEMARIC	45	45.14
5	Graeme RICHARDS	52	47.00
6	Ian MACARTHUR	57	48.38
7	Angela SEERS	Inv	49.72
<u>5000 metre run</u> 14.5.98			
1	Peter WHITE	Inv	18.25
2	Allan ALDERSON	46	18.50
3	David PAINTER	55	19.52
4	Ian MUIR	53	20.12
4	Mick O'BRYAN	48	20.12
5	Gary MEYER	43	20.22
6	Graham BONNETT	54	20.42
6	Craig NOLAN	32	20.42
7	David NOBBS	58	22.54
	David JENNINGS	32	DNF
<u>3000 metre run</u> 14.5.98			
1	Rowland ERICKLES	52	11.44
2	Ken WHITE	51	12.02
2	Belinda KIRKHAM	31	12.02
3	Phillipa GRGELL	47	14.23
4	John REID	71	15.09
5	Pam HORNIBROOK	43	15.14

Frankston Venue			
<u>2800 metre Walk</u> 14.5.98			
1	Graeme DAVIS	48	15.02
2	Gwen STEED	55	16.09
3	Verida NOYES	43	17.38
4	Ray O'CONNOR	60	18.10
5	Syd ELKS	73	18.23
6	Jean LEGGATT	62	19.38
7	Sylvia ROSS	59	21.00
8	Roy GIESEMANN	68	22.00
9	Mary ELKS	69.	22.42
	Ern WALKER	84	3 laps
	Wendy SEERS	56	8.47
			5 laps
			14.42
<u>800 metre run</u> 14.5.98			
1	Tony QUINN	32	2.30
2	Tony NEMARIC	45	2.44
3	Allan ALDERSON	46	2.50
4	Graeme RICHARDS	52	3.15
5	Jarrod Pope	Inv	3.16
6	Graham BONNETT	54	3.31
<u>100 metre sprint</u> 21.5.98			
1	Ross KENT	56	12.28
2	Craig NOLAN	32	12.30
3	Tony QUINN	32	12.57
4	Dale BRUCE	37	12.59
5	Graeme RICHARDS	52	12.65
6	Angela SEERS	Inv	12.43
7	Ian MACARTHUR	57	14.59
8	Syd ELKS	73	15.47
9	Phillipa GRGELL	47	16.26
<u>1200 metre run</u> 21.5.98			
1	Craig NOLAN	32	4.00
2	Joy HERBERT	54	4.59
3	Gwen STEED	55	5.48
<u>400 metre run</u> 21.5.98			
1	Ross KENT	56	58.37
2	Tony QUINN	32	59.20
3	Dale BRUCE	37	1.01.50
4	Craig NOLAN	32	1.03.88
5	Mike HALL	59	1.04.00
6	Ian MACARTHUR	57	1.09.52
<u>4800 metre run</u> 21.5.98			
1	Allan ALDERSON	46	17.51
2	Ray O'CONNOR	60	18.33
3	Ian MUIR	53	18.40

Frankston Venue

100 metre sprint 23.4.98

1	Marc Pittau	32	12.34
2	Dale Bruce	37	12.77
3	Graeme Richards	52	13.03
4	Tom Gerrard	49	13.06
5	Ian Macarthur	57	14.87
6	Syd Elks	72	15.72
7	John Reid	71	15.95
8	John Zwynenburg	Inv	16.79

1500 metre run 23.4.98

1	Joy Herbert	54	6.17
2	Nerida Noyes	43	7.42

300 metre run 23.4.98

1	Dale Bruce	37	45.54
2	Tom Gerrard	49	46.00
3	Tony Nemaric	45	50.86
4	Graeme Richards	52	51.20
5	Katja Nemaric	I nv	52.89
6	John Zwynenburg	Inv	68.12

4000 metre Walk 23.4.98

1	John Hallo	55	24.14
2	Kathy Westhopp	36	25.50
2	Jack Kilfoyle	73	25.50
3	Syd Elks	72	26.43
4	Stan Ross	59	26.51
5	Kees Zwynenburg	69	28.23
6	Jean Leggett	62	28.40
7	Bevan Davis	69	29.28
8	Sylvia Ross	59	30.04
9	Jim Strickland	67	31.05
10	Barbara Strickland	64	32.28

Gwen Steed	4 laps	55	8.38
Debbie Terlaak	5 "	33	14.09
Ern Walker	5 "	84	15.59
Mary Elks	6 "	69	19.46
John Black	6 "	46	21.35

Frankston Venue

3000 metre run 23.4.98

1	Garry Anderson	46	11.24
2	David Painter	55	11.38
3	John Wallace		11.41
4	Rowland Brickles	52	12.17
5	Belinda Kirkham	31	12.34
6	George Symons	50	13.04
6	David Nobbs	58	13.04
7	Ian Macarthur	57	13.37
8	Pam Hornibrook	43	15.07
9	John Reid	71	15.34
10	Gordon Loughnan	45	16.16

5000 metre run 23.4.98

1	Trevor Rollinson	50	18.47
2	Allan Alderson	46	18.53
3	Ian Muir	53	19.11
4	Denis Holden	45	21.29

600 metre run 23.4.98

1	Katja Nemaric	Inv	2.09
2	Allan Alderson	46	2.10
2	Tony Nemaric	45	2.10
3	George Symons	50	2.18
4	Joy Herbert	54	2.21
5	Gordon Loughnan	45	2.41
6	Nerida Noyes	43	2.49
7	Kees Zwynenburg	69	3.12

V.V.A.C.Inc. Merchandise & Enquiries

(Please telephone to confirm order/s) E.&.O.E.

Competition singlets \$15.00

Lycra Competition crop tops \$15.00
Margaret Cassidy 9478 3687

V.V.A.C.Inc. Badges \$ 3.00
John Dean 9337 7179

V.V.A.C.Inc. Track Suits (incl. post) \$98.00
and peaked Navy hat \$10.00
Doug Orr 9878 4875

V.V.A.C.Inc. Navy Windcheaters \$22.00
White T-shirts (short sleeve) \$12.00
and T-shirts (long sleeve) \$16.00
Peter Colthup OAM.9795 1169

V.V.A.C.Inc. Socks \$ 5.00
and Venue T-shirts \$12 - \$14.00
David Sheehan 9794 7464

1998 V.V.A.C.Inc. Subscriptions \$25.00
(or \$40.00 per couple at same address)

Astrid Rose
71 Union Road Surrey Hills 3127

ALTONA VENUE RESULTS.

Sunday 3rd May 1998
Around Altona from Woodman's.
8.0 km.

Michael ORELLI	54	34.09
Les JARRY	69	39.21
Jack MACGLASHAN	66	47.13
Gordon BURROWES	62	49.51

7.0 km.

Cathy ORELLI	36	32.01
--------------	----	-------

4.3 km.

Lois JONES	59	22.20
Pat CARROLL	59	25.17

Sunday 10th May 1998
Breakfast Run at the Tan Track.

2 laps, 7.6 km.

Les JARRY	69	38.32
Lois JONES	59	40.05
Gordon BURROWES	62	51.28

1 lap, 3.8 km.

Cathy ORELLI	36	17.20
Graeme MURFETT	57	18.36
Les JARRY	69	19.35
Lois JONES	59	19.58
Heather MURFETT	57	21.47
Jack MACGLASHAN	66	23.46
Gordon BURROWES	62	25.15
Beryl BURROWES (W)		45.10
Harry PRESTON (W)	87	45.10

Sunday 17th May 1998
Run from Carroll's
5.5 km

John ORANGE	56	24.19
Stan BELCHER	55	25.14

4.0 km

Graeme MURFETT	57	19.48
Lois JONES	59	21.46
Heather MURFETT	57	22.37
Pat CARROLL	59	23.48
Jack MACGLASHAN	66	23.48
Lorraine WOODMAN	61	29.06
Jim WARDROPE	57	31.11
Sue MURPHY (W)	Inv	32.02
Gloria WILSON (W)	57	46.02
Dorothy WARDROPE (W)	Inv	46.02
Ray WILSON (W)	59	46.32
Harry PRESTON (W)	87	46.32

7 km.

Les JARRY	69	35.49
-----------	----	-------

Sunday 31st May 1998
Limeburners Bay Run, Geelong.

8 km.

Cathy ORELLI	36	35.52
Michael ORELLI	54	37.32
Les JARRY	69	39.46
Graeme MURFETT	57	41.09
Lois JONES	59	43.51
Jack MACGLASHAN	66	47.35
Heather MURFETT	57	48.00

6 km.

Pat CARROLL	59	36.05
-------------	----	-------

4 km.

Lorraine WOODMAN	61	26.15
------------------	----	-------

Questions anyone?

If you have any inquiries about the Hands Masters Games, Alice Springs the friendly Games Office staff will be happy to help you.

Simply write to:
Games Office, PO Box 1095
Alice Springs NT 0871
or telephone:
(08) 8951 5329 1800 65 0951

or fax:
(08) 8951 5330

ABERFELDIE VENUE		6 May 1998	
100 metres			
1	Craig Brown	Inv	11.94
2	Ian Flannery	42	13.46
3	Cathy Orelli	36	15.10
4	John Howes	62	15.53

ABERFELDIE VENUE		6 May 1998	
400 metres			
1	Craig Brown	Inv	57.29
2	Danny Hawksworth	18	57.66
3	Ian Flannery	42	58.12
4	Cathy Orelli	36	66.25

ABERFELDIE VENUE		6 May 1998	
One Mile 1609.344m			
1	Charles Copland	36	5.22
2	Graeme Hewitt	52	5.24
3	Mario Caruana	26	5.33
4	Peter Shone	52	5.54
5	Howard Gibson	50	6.02
6	Machelle McLelland	36	6.20
7	Joe Caruana	55	6.21
8	Pat Maye	65	6.22
9	Mark Chandler	38	6.38
10	Mark Radcliffe	39	6.38
11	Mark Boswell	38	6.42
12	Stephen Barker	54	6.46
13	Bill Page	67	6.55

ABERFELDIE VENUE		6 May 1998	
800 metres WALK			
1	Ken Fuhrmeister	43	6.07
2	Gerardo Riviello	73	6.52

ABERFELDIE VENUE		6 May 1998	
2800 and 3200			
1	John Dean	2.8k	53 0:15:00
2	Barbara Beaumont	50	0:17:41

ABERFELDIE VENUE		6 May 1998	
4000 metres			
1	Rob Waters	52	0:17:05
2	Howard Gibson	50	0:17:07
3	Danny Hawksworth	18	0:17:41
4	Roma Burhop	54	0:17:52
5	Rhonda Hircoe	48	0:17:56
6	Dennis Hughes	43	0:18:35
7	Margaret Cassidy	54	0:20:28
8	Gerardo Riviello	73	0:34:42

ABERFELDIE VENUE		6 May 1998	
6000 metres			
1	Bernard Angel	43	0:23:48
2	Jeremy Clare	46	0:24:31
3	Ken Fuhrmeister	42	0:25:38
4	Mark Chandler	38	0:25:53

ABERFELDIE VENUE		6 May 1998	
8000 metres			
1	Charles Copland	36	0:30:51
2	Graeme Hewitt	52	0:30:55
3	Paul Angel	42	0:31:42
4	Barry McMahon	60	0:32:59
5	Joe Caruana	55	0:34:46
6	Peter Shone	52	0:34:47

cont., next column

ABERFELDIE VENUE RESULTS cont.,		6 May 98	
8000 metres cont.			
7	Machelle McLelland	36	34:47
8	Bill Turner	48	36:14
9	Bill Page	67	36:17

ABERFELDIE VENUE		13 May 98	
100 and 1000 m Combined			
Estimated time *** Trophy			
		Est	Act
1	Charles Copland	36	17.00
2	Danny Hawksworth	18	13.10
3	Mario Caruana	26	*
4	Carl Peers	40	13.50
5	Graeme Hewitt ***	52	16.00
6	Ian Flannery	42	13.50
7	Ken Fuhrmeister	43	20.00
8	Peter Shone	52	17.00
9	Joe Caruana	55	*
10	Pat Maye	66	*
11	Joe Brown	50	14.00
12	Bill Turner	48	16.00
13	Mark Chandler	38	14.20
14	Tony Bradford	58	15.10
15	Rob Waters	52	*
16	Mark Boswell	38	15.50
17	Bill Page ***	67	18.00
18	Craig Brown	Inv	11.94

*** Congratulations to Bill & Graeme - 100 m differences are (x 10)

ABERFELDIE VENUE		13 May 98	
3000 metres			
1	Danny Hawksworth	18	0:10:58
2	Roma Burhop	54	0:13:03
3	Barbara Beaumont	50	0:15:51

ABERFELDIE VENUE		13 May 98	
5000 metres			
1	Bernard Angel	43	0:18:40
2	John Kondogonis	37	0:18:52
3	Jeremy Clare	46	0:20:00
4	Howard Gibson	50	0:20:21
5	Ken Fuhrmeister	42	0:20:34
6	Machelle McLelland	36	0:20:38
7	Mark Chandler	38	0:21:22
8	Rob Waters	52	0:21:25
9	Rhonda Hircoe	48	0:21:56
10	Bill Turner	48	0:21:56
11	Barry McMahon	61	0:22:01
12	Tony Bradford	58	0:23:25
13	Mario Caruana	26	0:23:34
14	Margaret Cassidy	54	0:24:12
15	Allan Bashford	59	0:24:34
16	John Dean	53	0:24:34
17	Robb Watkins	29	0:25:22
18	Barry Preta	36	0:26:48
19	Mark Boswell	38	0:26:59

cont., next column

ABERFELDIE VENUE RESULTS cont.,		6 May 98	
800 metres cont.			
10	Stephen Barker	54	37:35
11	Mark Boswell	38	39:28
12	Kevin Cassidy	37	40:12

ABERFELDIE VENUE		13 May 98	
100 and 1000 m Combined			
		Est	Act
1	Charles Copland	36	17.00
2	Danny Hawksworth	18	13.10
3	Mario Caruana	26	*
4	Carl Peers	40	13.50
5	Graeme Hewitt ***	52	16.00
6	Ian Flannery	42	13.50
7	Ken Fuhrmeister	43	20.00
8	Peter Shone	52	17.00
9	Joe Caruana	55	*
10	Pat Maye	66	*
11	Joe Brown	50	14.00
12	Bill Turner	48	16.00
13	Mark Chandler	38	14.20
14	Tony Bradford	58	15.10
15	Rob Waters	52	*
16	Mark Boswell	38	15.50
17	Bill Page ***	67	18.00
18	Craig Brown	Inv	11.94

*** Congratulations to Bill & Graeme - 100 m differences are (x 10)

ABERFELDIE VENUE		13 May 98	
5000 metres WALK			
20	Gerardo Riviello	73	29:17

ABERFELDIE VENUE		20 May 98	
70 metres			
1	Craig Brown	Inv	8.65
2	Ian Flannery	42	9.27
3	Chris Lyall	40	13.62

cont., next column

ABERFELDIE VENUE RESULTS		20 May 98	
800 metres cont.			
3	John Kondogonis	37	2.34
4	Cathy Orelli	36	2.40
5	Pat Maye	65	2.47
6	Tony Bradford	58	3.03
7	Jeremy Clare	46	3.03
8	Stephen Barker	54	3.15
9	Ken Fuhrmeister	43	3.20
10	Bill Turner	48	3.20
11	Bill Page	67	3.23
12	Joe Caruana	55	3.25
13	Chris Lyall	40	3.27
14	Machelle McLelland	36	3.42
15	Robb Watkins	29	3.42

ABERFELDIE VENUE		20 May 98	
4000 metres			
1	Bernard Angel	43	14:56
2	Jeremy Clare	46	15:52
3	Mario Caruana	26	????
4	Robb Watkins	29	16:16
5	Joe Caruana	55	16:23
6	Machelle McLelland	36	16:23
7	Danny Hawksworth	18	16:25
8	Tony Bradford	58	????
9	Roma Burhop	54	????
10	Kevin Cassidy	37	19:12
11	John Dean	53	19:17
12	Rhonda Hircoe	48	19:17
13	Barry Preta	36	20:23
14	Margaret Cassidy	54	20:36
15	Barbara Beaumont	50	23:07

ABERFELDIE VENUE		20 May 98	
6000 metres			
1	Charles Copland	36	21:58
2	Graeme Hewitt	52	23:50
3	Ken Fuhrmeister	42	????
4	Rob Waters	52	25:45
5	Bill Page	67	????
6	Bill Turner	48	27:06
7	Stephen Barker	54	????

ABERFELDIE VENUE		27 May 1998	
100 metres			
1	Craig Brown	Inv	11.97
2	Ian Flannery	42	12.87
3	Cathy Orelli	36	14.47

ABERFELDIE VENUE		27 May 1998	
300 metres			
1	Craig Brown	Inv	42.06
2	Ian Flannery	42	44.23
3	Cathy Orelli	36	47.41

ABERFELDIE VENUE		27 May 1998	
800 metres WALK			
1	Gerardo Riviello	74	6.44

cont., next column

ABERFELDIE VENUE RESULTS cont.,		27 May 98	
1000 metres			
1	Carl Peers	40	3.14
2	Mario Caruana	26	3.16
3	Jeremy Clare	46	3.31
4	Ken Fuhrmeister	43	3.36
5	Pat Maye	65	3.37
6	Peter Shone	52	3.40
7	Tony Bradford	58	3.41
8	Ian Flannery	42	3.42
9	Stephen Barker	54	3.43
10	Shane Talbot	31	3.44
11	Bill Turner	48	3.48
12	Danny Hawksworth	18	4.01
13	Bill Page	67	4.14
14	Michael Orelli	54	4.47

ABERFELDIE VENUE		27 May 98	
2000 metres			
1	Joe Brown	50	8:50
2	Jeremy Clare	46	9:05

ABERFELDIE VENUE		27 May 98	
4000 metres			
1	Bernard Angel	43	15:05
2	Machelle McLelland	36	16:21
3	Dennis Hughes	44	17:27
4	Rhonda Hircoe	48	18:14
5	Tony Bradford	58	19:16
6	John Dean	53	19:16
7	Ron Pearce	56	20:25
8	Margaret Cassidy	54	21:45

ABERFELDIE VENUE		27 May 98	
6000 metres			
1	Charles Copland	37	23:36
2	Mario Caruana	26	23:45
3	Robb Watkins	29	24:28
4	Ken Fuhrmeister	42	25:46
5	Mark Chandler	38	26:09
6	Bill Turner	48	26:44

ABERFELDIE VENUE		27 May 98	
8000 metres			
1	Danny Hawksworth	18	29:59
2	Peter Shone	52	32:59
3	Rob Waters	52	34:35
4	Howard Gibson	50	35:11
5	Bill Page	67	35:43
6	Stephen Barker	54	37:47

ABERFELDIE VENUE		3 June 1998	
100 metres			
1	Ian Flannery	42	13.43
2	Iain McMurray	42	13.58
3	Robb Watkins	28	19.63
4	Samantha Watkins	Inv	20.59

ABERFELDIE VENUE		3 June 1998	
200 metres			
1	Ian Flannery	42	26.31
2	Danny Hawksworth	18	26.97
3	Cathy Orelli	36	30.47

cont., next column

RESULTS FROM COLLINGWOOD VENUE

28.4.98					
50 METRES - Heat 1			150 METRES - Heat 3		
Patrick KELLY	Inv.	7.25	Denise HARDMAN	48	24.15
Paul BAN	43	7.35	Liz MITCHELL	54	25.82
George RENNIE	56	7.70	Brian JOHNSTONE	59	31.42
Mike DAWKINS	36	8.08	Bill RYAN	53	33.84
Rod BAYLEY	51	8.35	Melva BLACK	51	37.41
John MERORY	52	8.56			
Heat 2			2 KM		
Peter BLACK	52	8.20	Ken DUXBURY	44	7.13
Denise HARDMAN	48	8.22	Wasył DROSDOWSKY	47	8.16
Liz MITCHELL	54	8.84	Denise HARDMAN	48	9.10
John PEACOCK	61	9.85	Kate HARDMAN	Inv.	10.17
Carol RYAN	53	11.19	Alison DROSDOWSKY	Inv.	11.30
Melva BLACK	50	11.51	4 KM		
800 METRES - Heat 1			Westly WINDSOR	53	14.44
Gerard ADRIAN	37	2.18.90	Paul BAN	43	14.56
Keith MOODY	54	2.19.61	Keith LODGE	67	14.59
Patrick KELLY	Inv.	2.21.00	George RENNIE	56	15.18
Ken DUXBURY	44	2.22.12	Graeme PAUL	44	15.31
Paul BAN	43	2.23.12	Jorge TORRICO	50	15.33
George RENNIE	56	2.24.97	Rod BAYLEY	51	15.43
Mike BOYLEN	58	2.28.48	Gary BELL	44	16.23
Westly WINDSOR	53	2.30.10	John MERORY	52	16.26
Graeme PAUL	44	2.41.18	John PEACOCK	61	16.30
Keith LODGE	67	2.41.76	Ian MCLEOD	52	16.42
Jorge TORRICO	50	2.42.40	Denny MARTYN	49	16.53
Barry BOYD	53	2.46.30	Ian MORGAN	52	17.43
Bruce GIBBS	49	2.49.00	Mike DAWKINS	36	17.55
Len HALLETT	48	2.51.00	Patrick KELLY	Inv.	17.56
John POCOCK	55	2.52.67	Leo JONES	57	18.26
Heat 2			Brian JOHNSTON	59	18.39
Rod BAYLEY	51	2.40.00	Bill RYAN	57	18.48
Wasył DROSDOWSKY	47	2.42.00	Bruce GIBBS	49	18.50
Mike DAWKINS	36	2.44.70	Shirley YOUNG	68	19.27
Guido SMOGLIAN	43	2.47.63	Mario MUSCAT	44	19.33
John MERORY	52	2.52.03	Julie RUSSELL	47	20.56
John PEACOCK	61	3.01.38	Guido SMOGLIAN	43	20.56
Mario MUSCAT	44	3.03.35	Liz MITCHELL	54	21.42
Denise HARDMAN	48	3.05.82	Peter BLACK	52	22.36
Brian JOHNSTON	59	3.06.75	Les CATIONS	40	22.44
Ian MORGAN	52	3.08.17	Val MCLEOD	51	23.13
Bill RYAN	57	3.17.17	Heather JOHNSTONE	53	25.17
Peter BLACK	52	3.32.32	Melva BLACK	51	25.27
Les CATIONS	40	3.33.67	Carol RYAN	53	26.20
Liz MITCHELL	54	3.40.12	6 KM		
Heather JOHNSTONE	53	4.23.31	Mike LETCH W/C	49	17.08
Melva BLACK	51	4.29.63	Ian GAINEY W/C	46	19.59
150 METRES - Heat 1			Ted PAULIN	59	22.09
Gerard ADRIAN	37	19.85	Barry BOYD	53	22.18
Keith MOODY	54	20.55	John POCOCK	55	23.38
Paul BAN	43	20.93	Denis HOLDEN	45	25.54
Geprge RENNIE	56	22.12	Len HALLETT	48	26.24
Joerge TORRICO	50	22.37	Tony MIOLA	48	30.28
Heat 2			Alan BURGOYNE	83	40.11
Patrick KELLY	Inv.	19.52			
Mike DAWKINS	36	23.44			
Peter BLACK	52	24.15			
John MERORY	52	24.53			
Rod BAYLEY	51	26.63			
John PEACOCK	61	27.10			

RESULTS FROM COLLINGWOOD VENUE

5.5.98			20TH ANNIVERSARY NIGHT		
100 METRES - Heat 1			Heat 2 - Continued		
Ross KENT	56	12.35	Mack KENNEDY	Inv.	5.30.6
Keith HOWDEN	52	12.35	Bernie GOGGIN	60	5.37.9
Bob GRACE	53	13.20	Les CATIONS	40	5.39.1
Keith MOODY	54	13.71	Shirley YOUNG	68	5.45.7
Paul BAN	43	14.01	Peter BLACK	52	5.46.1
Heat 2			Ken CARTER	45	6.03.8
Patrick KELLY	Inv.	12.95	Kathleen KENNEDY	Inv.	6.18.2
Wasył DROSDOWSKY	47	13.59	Vanda SAUNDERS P.B.	60	6.19.6
Westly WINDSOR	53	14.40	Christine GRIFFITHS	49	6.23.0
George RENNIE	56	14.83	Heather JOHNSTONE	53	6.31.4
Graeme PAUL	44	15.17	Carol RYAN	53	6.46.5
Mike DAWKINS	36	15.65	Melva BLACK	51	7.01.2
Peter BLACK	52	16.30	300 METRES - Heat 1		
Heat 3			Keith HOWDEN	52	39.90
Bill RYAN	57	15.50	Ross KENT	56	40.85
Rod GOODWIN	55	15.80	Keith MOODY	54	43.49
Dawn KING	53	16.05	Gerard ADRIAN	37	43.85
Rod BAYLEY	51	16.30	Patrick KELLY	Inv.	49.22
Ken CARTER	45	17.24	Heat 2		
Don WARDEN	74	17.80	Paul BAN	43	45.15
John PEACOCK	61	19.08	George RENNIE	56	47.49
Heat 4			Doug PETROFF	56	49.89
Kathleen KENNEDY	Inv.	16.57	Keith LODGE	67	50.70
Liz MITCHELL	54	16.87	Melinda WALSH	23	57.25
Jeanette HOWDEN	48	17.00	Heat 3		
Mack KENNEDY	Inv.	17.10	Peter BLACK	52	55.90
Christine GRIFFITHS	49	18.38	Ian MORGAN	52	62.41
Carol RYAN	53	21.21	John PEACOCK	61	64.25
Melva BLACK	51	23.73	Bernie GOGGIN	60	66.10
Heather JOHNSTONE	53	24.64	Don WARDEN	74	66.75
1200 METRES - Heat 1			Ken CARTER	45	70.13
Ian GAINEY W/C	46	3.42.50	Heat 4		
Ken DUXBURY	44	3.45.77	Denise HARDMAN	48	54.28
Patrick KELLY	Inv.	3.46.90	Jeanette HOWDEN	48	61.85
Colin HEYWOOD	43	3.48.00	Christine GRIFFITHS	49	66.40
Gerard ADRIAN	37	3.52.72	Kathleen KENNEDY	Inv.	69.60
Paul BAN	43	3.54.70	Heather JOHNSTONE	53	86.62
George RENNIE	56	3.56.70	Melva BLACK	51	89.32
Westly WINDSOR	53	4.01.40	Heat 5		
Mike BOYLAN	58	4.03.18	Mike DAWKINS	36	51.00
Barry BOYD	53	4.04.38	Graeme PAUL	44	52.65
Melinda WALSH	23	4.07.30	Tino FULGENZI	49	54.13
Doug PETROFF	56	4.14.67	Daniel NORRIS	37	56.82
Guido SMOGLIAN	43	4.15.60	Rod BAYLEY	51	57.29
Rod BAYLEY	51	4.16.56	Heat 6		
Laurence GUTTMAN	Inv.	4.19.64	Laurence GUTTMAN	Inv.	48.82
Tony GUTTMAN	53	4.20.45	Guido SMOGLIAN	43	49.53
Len HALLETT	48	4.26.65	Rod GOODWIN	55	55.96
Keith MOODY	54	4.27.33	Mireille BOUSQUET	30	56.84
Wasył DROSDOWSKY	47	4.28.15	Don ORR		61.92
Nick WELLS	Inv.	4.29.35	2 KM		
Bruce GIBBS	49	4.44.00	Alison DROSDOWSKY	Inv.	11.14
Peter LEGET	64	5.04.50	Don WARDEN	74	14.45
John POCOCK	55	5.22.90	Phyllis GOSBELL	Walk	15.09
Heat 2			Carol RYAN	Walk	15.38
Rod GOODWIN	55	4.05.53	Caroline PROSSER	Walk	16.10
Ian MORGAN	52	4.52.57	Alex HARRIS	"	17.10
Mario MUSCAT	44	4.55.15	Geoff SODERSTROM	"	19.03
Brian JOHNSTON	59	4.56.11			
Denise HARTMAN	48	5.00.80			
Ron YOUNG	67	5.07.20			

RESULTS FROM COLLINGWOOD VENUE

5.5.98.

4 KM		
Colin HEYWOOD	43	14.25
Westly WINDSOR	53	15.00
Ken DUXBURY	44	15.14
George RENNIE	56	15.15
Keith LODGE	67	15.19
Graeme PAUL	44	15.22
Rod BAYLEY	51	15.38
Melinda WALSH	23	15.44
Mike BOYLEN	58	15.58
Patrick KELLY	Inv.	16.24
Robert WATERS		16.32
Guido SMOGLIAN	43	16.38
Tony GUTTMAN	53	16.53
Ian MCLEOD	52	16.59
Doug PETROFF	56	17.13
John PEACOCK	61	17.14
Denny MARTIN	49	17.22
Mike DAWKINS	36	17.41
Ian MORGAN	52	17.49
Leo JONES		18.13
Brian JOHNSTON	59	18.17
Bruce GIBBS	49	18.28
Bill RYAN	57	18.48
Dot BROWNE	57	19.31
Shirley YOUNG	68	19.33
Mario MUSCAT	44	19.36
Denise HARDMAN	48	19.48
Colin BROWN		20.13
Diane BRIMACOMBE		20.30
Daniel NORRIS	37	20.37
Marlene PETROFF	56	20.38
Julie RUSSELL	46	21.09
Christine GRIFFITHS	49	22.24
Les CATIONS	40	22.53
Eileen DIBBS	62	23.09
Peter BLACK	52	23.19
Heather JOHNSTONE	53	23.20
Vanda SAUNDERS	60	23.34
Val MCLEOD	51	23.46
Glenys BRAIN	52	24.07
Melva BLACK	51	26.09
John GOSBELL	59	28.39
Dick KIRKMAN	80	30.40
6 KM		
Ian GAINERY W/C	46	18.40
Mark MATHEWS	27	20.06
Ben WEBER		21.49
Ted PAULIN	59	22.09
Barry BOYD	53	22.19
Paul BAN	43	23.12
Ross GOODWIN	55	23.43
John POCOCK	55	23.53
Mike KENNEDY	44	25.03
Neil SALVANO	46	25.08
Gary BELL	44	25.10
Len HALLETT	48	25.54
Denis HOLDEN	45	25.57
Don MCLEAN	64	27.37
Peter LEGET	64	27.40
Wasył DROSDOWSKY	46	28.04
Tony MIOLA	48	29.22

6 KM - Continued		
Tino FULGENZI	49	29.30
Lynley MARSH		29.30
Bernie GOGGIN	60	30.52
Judy WINES	60	32.11
Liz MITCHELL	54	32.30
Anne CALLACHAN	60	33.34
Ken CARTER	45	36.07
		12.5.98
110 METRES - Heat 1		
Paul SKIPPER	30	13.95
Gerard ADRIAN	37	14.15
Paul BAN	43	15.21
Keith MOODY	54	15.56
Rod BAYLEY	51	18.18
Heat 2		
Guido SMOGLIAN	43	17.16
Denise HARDMAN	48	17.78
John MERORY	52	19.65
Bryan KELLY	50	20.71
Christine GRIFFITHS	49	20.90
1000 KM WALK		
Colin HEYWOOD	43	4.38
Carol RYAN	53	7.10
1500 M - Heat 1		
Mike LETCH W/C	49	4.09
Ian GAINERY W/C	46	4.37
Ken DUXBURY	44	4.43
Patrick KELLY	Inv.	4.51
Paul BAN	43	5.02
Westly WINDSOR	53	5.02
Mike BOYLEN	58	5.06
Barry BOYD	53	5.12
Guido SMOGLIAN	43	5.25
Keith LODGE	67	5.26
Len HALLETT	48	5.41
Wasył DROSDOWSKY	47	5.46
Heat 2		
Rod BAYLEY	51	5.30
John MERORY	52	5.41
Denis HOLDEN	45	5.58
Ian MORGAN	52	6.01
Bryan KELLY	50	6.11
Tony MIOLA	48	6.18
Bill RYAN	57	6.21
Keith MOODY	54	6.24
Brian JOHNSTONE	59	6.25
Mario MUSCAT	44	6.30
Peter BLACK	52	7.18
Liz MITCHELL	54	7.23
Les CATIONS	40	7.28
Christine GRIFFITHS	49	8.04
Heather JOHNSTONE	54	8.29
Melva BLACK	51	8.41
400 METRES - Heat 1		
Gerard ADRIAN	37	58.78
Keith MOODY	54	60.31
Bruce GIBBS	49	63.54
Colin HEYWOOD	43	63.75
Patrick KELLY	Inv.	64.05
Paul BAN	43	64.11

RESULTS FROM COLLINGWOOD VENUE

400 METRES - Heat 2

Westly WINDSOR	52	68.00
Guido SMOGLIAN	43	69.55
Tino FULGENZI	49	78.00
Rod BAYLEY	51	78.80
Melinda WALSH	27	80.40
Heat 3		
Gerard ADRIAN	37	72.55
Denis HOLDEN	45	76.84
Denise HARDMAN	48	77.48
Brian JOHNSTON	59	83.28
Bryan KELLY	50	87.65
John PEACOCK	61	89.32
Liz MITCHELL	54	91.30
Peter BLACK	52	104.23
Carol RYAN	58	115.19
Heather JOHNSTONE	54	118.00
Melva BLACK	51	120.80
2 KM		
Westly WINDSOR	52	7.12
Mike BOYLEN	58	7.20
PATRICK KELLY	Inv.	7.21
Rod BAYLEY	51	7.31
Guido SMOGLIAN	43	7.39
Bill RYAN	57	8.46
Keith LODGE	67	8.56
MARIO MUSCAT	44	9.28
Peter JOHNSTONE	61	9.44
Ron YOUNG	67	9.54
Peter BLACK	52	11.35
Melva BLACK	51	11.44
4 KM		
Mike LETCH W/C	49	12.31
Ian GAINERY W/C	46	12.36
Colin HEYWOOD	43	14.38
Paul BAN	43	15.15
Graeme PAUL	44	15.54
Gary BELL	44	16.43
Len HALLETT	48	16.51
John PEACOCK	61	16.56
Denny MARTIN	49	17.19
Dennis HOLDEN	45	17.22
Ian MORGAN	57	17.25
Wasył DROSDOWSKY	47	17.37
Bryan KELLY	50	17.47
Brian JOHNSTONE	59	18.06
Tony MIOLA	48	19.16
Ray HARBERT	58	19.28
Denise HARDMAN	48	19.28
Lynley MARSH	46	20.10
Bruce GIBBS	49	21.06
Christine GRIFFITHS	49	22.00
Liz MITCHELL	54	22.05
Les CATIONS	40	22.22
Heather JOHNSTONE	54	24.44
CAROL RYAN	53	28.12
6 KM		
John MERORY	52	25.00
Melinda WALSH	23	25.07
Ian MCLEOD	52	26.13
Tino FULGENZI	49	29.18
Julie RUSSELL	47	32.46
Val MCLEOD	51	39.57

10 KM

Barry BOYD	53	39.44
John MITCHELL	56	48.44
Shirley YOUNG	68	49.58
		19.5.98

100 METRES - Heat 1

Gerard ADRIAN	37	12.83
Paul BAN	43	13.26
Patrick KELLY	Inv.	13.47
Wasył DROSDOWSKY	47	13.87
Keith MOODY	54	14.14
Westly WINDSOR	53	14.48

Heat 2

Marlene JOHNS	34	14.45
Mario MUSCAT	44	15.05
Tony MIOLA	48	15.17
Denise HARDMAN	48	15.90
Bill RYAN	57	16.04
John MERORY	52	16.30
Rod BAYLEY	51	16.50
John PEACOCK	61	18.53

Heat 3

Les CATIONS	40	16.09
Don WARDEN	74	17.19
Christine GRIFFITHS	49	18.00
Alison DROSDOWSKY	Inv.	18.01
Peter BLACK	52	22.33
Melva BLACK	51	23.70
CAROL RYAN	53	23.71
Heather JOHNSTONE	54	25.27

800 METRES - Heat 1

Gerard ADRIAN	37	2.20
Keith MOODY	54	2.23
Colin HEYWOOD	43	2.23
Paul BAN	43	2.24
Ken DUXBURY	44	2.24
Patrick KELLY	Inv.	2.26
Westly WINDSOR	53	2.32
Guido SMOGLIAN	43	2.42
Graeme PAUL	44	2.45
John MERORY	52	2.47
Wasył DROSDOWSKY	47	2.49
Barry BOYD	53	2.57

Heat 2

Patrick KELLY	Inv.	2.33
Rod BAILEY	51	2.42
Bruce GIBBS	49	2.47
Len HALLETT	48	2.53
Ian MCLEOD	52	2.55
IAN MORGAN	52	3.02
Mal BROWN	57	3.03
Brian JOHNSTON	59	3.04
Mario MUSCAT	44	3.05
Denise HARDMAN	48	3.07
Bill RYAN	57	3.12
Val MCLEOD	51	4.09
Heather JOHNSTONE	54	4.14

200 METRES - Heat 1

Gerard ADRIAN	37	27.00
Patrick KELLY	Inv.	27.00
Keith MOODY	54	
Paul BAN	43	
Guido SMOGLIAN		

RESULTS FROM COLLINGWOOD VENUE

200 METRES Heat 2

Colin HEYWOOD	43	29.70			
Marlene JOHNS	34	31.49	5 KM		
Tony MIOLA	48	33.70	Ian GAINEY W/C	46	17.01
John MERORY	52	34.72	Ted PAULIN	60	18.09
Rod BAYLEY	51	37.51	Colin HEYWOOD	43	18.18
Heat 3			Barry BOYD	53	18.25
Bill RYAN	57	33.27	Paul BAN	43	19.21
Denise HARDMAN	48	34.07	Graeme PAUL	44	19.53
Ian MORGAN	52	37.69	John POCOCK	55	19.58
Barry BOYD	53	38.39	John MERORY	52	20.24
John PEACOCK	61	40.00	John PEACOCK	61	21.13
Peter BLACK	52	48.40	Ian MCLEOD	52	21.24
Heat 4			Denis HOLDEN	45	21.25
Patrick KELLY	Inv.	30.10	Len HALLETT	48	21.38
Don WARDEN	74	37.94	Gary BELL	44	21.57
Christine GRIFFITHS	49	37.83	Denny MARTIN	49	22.04
CAROL RYAN	53	48.87	Leo JONES	57	22.52
Heather JOHNSTONE	54	49.20	Wasył DROSDOWSKY	47	22.54
Melva BLACK	51	52.79	Brian JOHNSTONE	59	22.58
3 KM			Ray HERBERT	59	24.05
Ken DUXBURY	44	10.43	Bill RYAN	57	24.26
Westly WINDSOR	53	11.03	Tino FULGENZI	49	24.27
Guido SMOGLIAN	43	11.34	Denise HARDMAN	48	24.51
Rod BAYLEY	51	11.37	Shirley YOUNG	68	26.37
Mal BROWN	57	12.46	Julie RUSSELL	46	27.41
Ian MORGAN	52	12.58	Christine GRIFFITHS	49	28.30
Bruce GIBBS	49	13.40	Les CATIONS	40	29.23
Peter JOHNSTONE	61	13.58	Val MCLEOD	51	29.45
Tony MIOLA	48	14.04			
Mario MUSCAT	44	14.22			
Murray DICKINSON	59	15.19	W		
Peter BLACK	52	17.33			
Heather JOHNSTONE	54	17.49			
Melva BLACK	51	18.30			
Don WARDEN	74	19.08			
Carol RYAN	53	20.00			

VVACI 1998 FIXTURE

10km ROAD RACE	12-7-98	9-30am	Broeside Park	88 E10
10 mile ROAD RACE	23-8-98	10am	Princes Park	43 G1
			(subject to AFL football draw for Optus Oval)	
WINTER WEIGHT PENTATHLON	23-8-98	10.00am	Duncan McKinnon Park	68 K9
ROAD WALKS (20km & 10km)	29-8-98	1.45pm 20km 2.15pm 10km	Albert Park	2K F10
25km ROAD RACE	13-9-98	9-30am	Footscray Rowing Club	42 D2
MARATHON	11-10-98	In Melbourne Marathon	Special entry requirements.	
10km TRACK (in divisions)	28-11-98	6-30pm	Knox track	73 D7

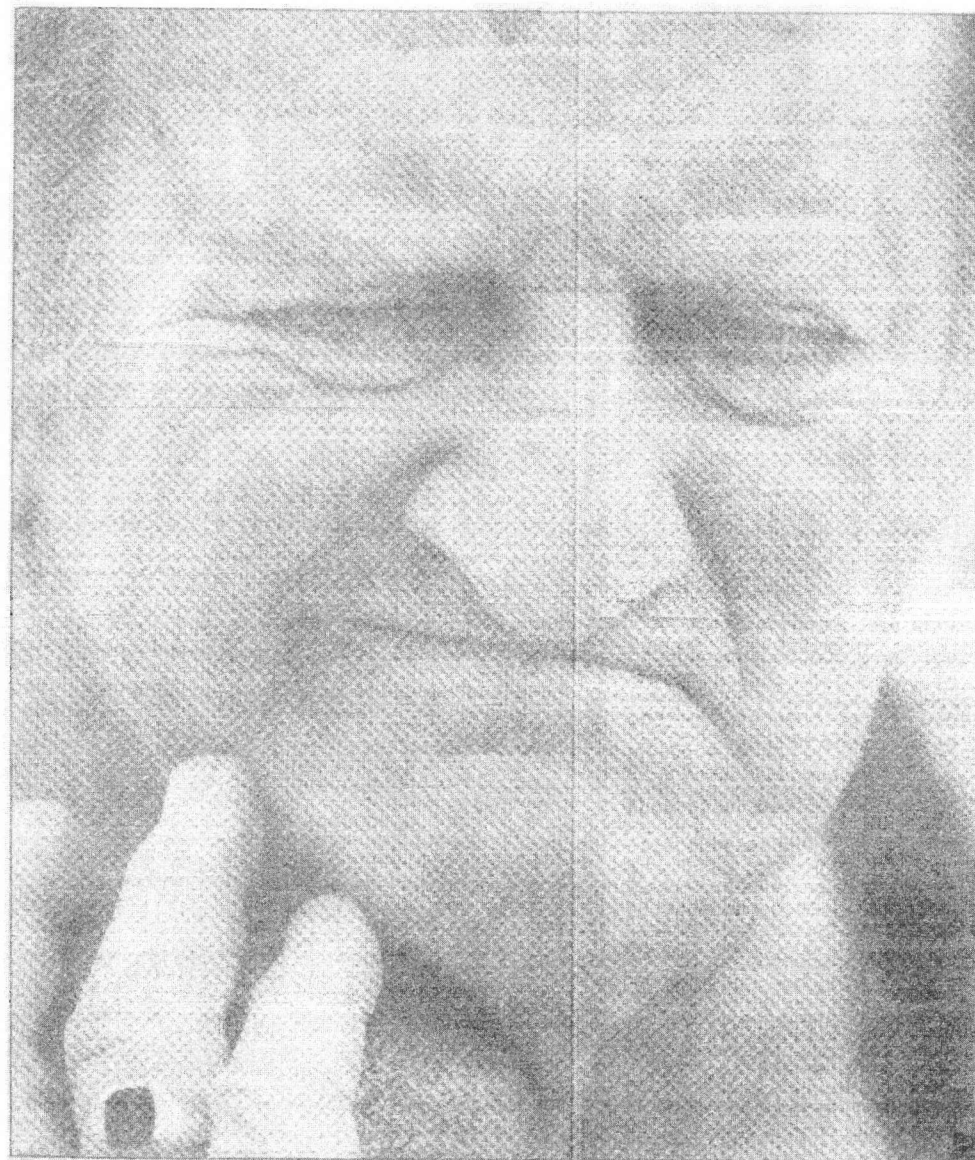
Club uniforms must be worn at all above events to qualify for awards.

To encourage more participation in club events, the committee welcomes unfinancial members to participate on an invitational basis.

ENQUIRIES:

WALK EVENTS	Peter McGrath	9807 5636
WEIGHT PENTATHLONS	Astrid Rose	9836 2380
PENTATHLON	Anthony Bradford	9749 2248
DISTANCE EVENTS		

** NB The dates for the walk events will be notified shortly. They are contingent on the Walkers Club setting the dates for their events.



Putting it together: Harry Wynhoven of Geelong

KNOX RESULTS FOR MAY

1600 MTS				6TH OF MAY				4 & 8 KM				13 OF MAY			
NAME		AGE	TIME	NAME		AGE	DIST	TIME		2000 MT		NAME		AGE	TIME
1	SHAUN EXTON	38	5.15 MIN PB	1	IAN UREN	47	2 KM	8.34				1	PETER NORDHOFF	41	6.35 MIN
2	PHIL TWINING	37	5.37 MIN	2	TRACY FINNERTY	27	2.4 KM	14.36				2	SHAUN CALAMATTA INV	6.45 MIN	
3	GARY STEWART	52	5.39 MIN	3	PHIL TWINING	37	4 KM	15.19				3	RICK ATKINS	37	6.46 MIN
4	DAVE LEVERSHA	45	5.40 MIN	4	GLENN CLAIKEN	44	4 KM	15.24				4	DAVE LEVERSHA	45	6.54 MIN
5	IVAN ANDRIC	41	6.11 MIN	5	IVAN ANDRIC	41	4 KM	17.37				5	GARY STEWART	52	7.01 MIN
100MT				6	LYN LEVERSHA	45	4 KM	18.43				6	DAVID WEAR	51	7.14 MIN
	KEVIN McLAUGHLIN	54	17.81 SEC	7	GERRY CLARKE	43	4 KM	18.54				7	GLENN CLAIKEN	44	7.17 MIN
20TH OF MAY				8	PETER LEGET	64	4 KM	19.07				8	CHRIS CALAMATTA	45	7.30 MIN
TROPHY NIGHT				9	CHAS McRAE	65	4 KM	19.18				9	IVAN ANDRIC	41	7.42 MIN
800 MTS N.O.T				10	BRIAN MEE	60	6 KM	23.38				10	DARYL PETERSEN	46	8.10 MIN
NAME		AGE	TIME	11	GRAEME LETICQ	42	8 KM	28.48				11	CHAS McRAE	65	8.41 MIN
1	SHAUN EXTON	38	2.42 +1SEC	12	DAVE BLACK	43	8 KM	30.1				12	LYN LEVERSHA	45	8.41 MIN
2	DAVID LEVERSHA	45	2.48 -7SEC	13	DAVE LEVERSHA	45	8 KM	31.23				13	GRAHAM WHITE	52	9.28 MIN
3	GARY STEWART	52	2.49 -1 SEC	14	SHAUN EXTON	38	8 KM	31.29				14	TOM BOYD	32	9.28 MIN
4	PAUL TWINING	48	2.55 -5SEC	15	DAVE WEAR	51	8 KM	32.44							
5	PHIL TWINING	38	2.59 -1SEC	16	PETER DUMASIU	38	8 KM	34.49							
6	GLENN CLAIKEN	44	2.59 +5SEC	17	ANNE McPHERSON	41	8 KM	36.18							
7	GERRY CLARKE	60	3.03 -2SEC	13 TH OF MAY CONT								200 MTS			
8	JOHN GREEN	53	3.06 MIN	15-30 MIN TIME TRIAL								1	CHARLIE GRIFFIN	34	26.03 SEC
9	CHAS McRAE	65	3.08 -7SEC	NAME		AGE	TIME	DISTANCE				2	RICK ATKINS	37	27.72 SEC
10	NEVILLE SMITH	39	3.24 MIN	1	RICK ATKINS	37	15 MIN	9L 397 MTS				3	BRIAN MEE	60	32.16 SEC
11	DAVID WEAR	51	3.25 +2SEC	2	BRIAN MEE	60	15 MIN	9L 340 MTS				15-30MIN T/T CONT			
12	GRAHAM WHITE	52	3.28 -5SEC	3	DARYL PETERSEN	46	15 MIN	8L 300 MTS				15	DAVID ROLF	52	18L 300 MTS
13	LYN LEVERSHA	45	3.32 +2 SEC	4	DAVE LEVERSHA	45	15 MIN	10L 30 MTS				16	BRAD CURTIS	34	18L 300 MTS
14	RICHARD TODD	50	3.33 -7SEC	5	CHAS McRAE	65	15 MIN	8L 120 MTS				17	CHRIS CALAMATTA	45	18L 300 MTS
SHAUN EXTON TROPHY WINNER				6	DAVID BLACK	42	15 MIN	10L 150 MTS				18	GRAEME LETICQ	42	20L 380MTS
400 MT H/C				7	NORM CAMERON	54	15 MIN	8 L 20 MTS				19	ANNE McPHERSON	41	16L 300 MTS
WINNER GERRY CLARKE				8	JOHN GREEN	53	15 MIN	8L 90 MTS				20	PETER NORDHOFF	41	20L 5MTS
NAME		AGE	TIME	NAME		AGE	TIME	DISTANCE				21	GARY STEWART	52	18L 300 MTS
1	NEVILLE SMITH	39	1.35.37	9	TOM BOYD	32	15 MIN	11 LAPS				22	GRAHAM WHITE	52	16L 380 MTS
2	BRIAN MEE	60	1.37.07	10	GLENN CLAIKEN	44	15 MIN	9L 250 MTS				23	PETER DUMASIU	38	17L 50 MTS
3	PHIL TWINING	38	1.39.49	11	DAVID WEAR	51	30 MIN	18L 40 MTS							
4	GERRY CLARKE	42	1.39.88	12	LYN LEVERSHA	45	30 MIN	17 LAPS							
5	GARY STEWART	52	1.41.19	13	IVAN ANDRIC	41	30 MIN	16L 90 MTS							
				14	MILAN STANIVIC	43	30 MIN	18L 300MTS							

20 TH CONT				
6 KM H/C				
NAME	AGE	H/C TIME	ACT TIME	
1	DAVE WEAR	51	31.29	24.24
2	IAN UREN	47	31.51	25.36
3	DAVE LEVERSHA	45	31.54	22.44
4	GLENN CLAIKEN	44	32.02	23.37
5	ANNE McPHERSON	41	32.16	27.36
6	SHAUN EXTON	38	32.19	23.54
7	PHIL TWINING	38	32.25	23.25
8	BRIAN MEE	60	32.32	24.12
9	PAUL TWINING	48	32.38	22.18
10	CHAS McRAE	65	32.44	27.34
11	GRAHAM WHITE	52	32.58	26.23
12	LYN LEVERSHA	45	33.12	26.57
13	BRAD CURTIS	34	33.38	24.18
14	GARY STEWART	52	33.42	24.12
15	NEVILLE SMITH	39	34.11	31.41
16	JOHN GREEN	53	34.24	30.59
17	GERRY CLARKE	43	36.02	32.12
	RICHARD TODD	50	36.02	33.32
TROPHY WINNER DAVID WEAR				

27TH OF MAY			
600 MTS			
NAME	AGE	TIME	
1	SHAUN EXTON	38	1.43.4
2	PHIL TWINING	38	1.49.12
3	BRIAN MEE	60	1.50.92
4	NEVILLE SMITH	39	2.05.00
5	GARY STEWART	50	2.07.00
6	GERRY CLARKE	60	2.08.00
300 MTS			
1	CHARLIE GRIFFIN	34	43.88 SEC
2	CHRIS CALAMATTA	45	45.69 SEC
3	NEVILLE SMITH	39	48.07 SEC
4	JOHN GREEN	53	54.18 SEC
5	KEVIN McLAUGHLAN	54	59.93 SEC

NAME	AGE	DISTANCE	TIME	
27TH MAY CONT				
1	CHARLIE GRIFFIN	34	2.2 KM	11.49
2	DARYL PETERSEN	46	3 KM	12.21
3	KEVIN McLAUGHLAN	54	3 KM	15.48
4	CHRIS CALAMATTA	45	4 KM	17.02
5	DAVID BLACK	42	5 KM	18.45
6	PHIL TWINING	38	5 KM	19.06
7	BRIAN MEE	60	5 KM	19.19
8	DAVE LEVERSHA	45	5 KM	20.37
9	DAVID WEAR	51	5 KM	20.59
10	IAN UREN	47	5 KM	21.28
11	LYN LEVERSHA	45	5 KM	22.5
12	NEVILLE SMITH	39	5 KM	24.07
13	PETER LEGET	64	5KM	23.1
14	ROB DREW	44	5 KM	25.01
15	SHAUN EXTON	38	6 KM	25.14
16	PAUL TWINING	48	8 KM	29.45
17	PETER BATTRICK	54	5 KM	26.17
18	RICK ATKINS	37	8 KM	34.46
19	TOM BOYD	32	8 KM	35.15
20	GRAEME LETICQ	43	10 KM	37.07
21	GARY STEWART	50	10 KM	40.06

OVERSEAS NEWS

Tom Petranoff plans Masters plunge

WHEN a former world-class athlete joins the veterans ranks, it's worth celebrating.

The latest vet to plan a masters comeback is former world javelin record holder, Tom Petranoff, who was living in South Africa with his family at the time of the Durban WAVA meet.

Apparently the political situation in South Africa prompted Petranoff to move his wife and three kids to Cranston, Rhode Island.

Multi-event star Milo Lightfoot dies, 83

ONLY a day after competing in five events, US M80m star and national champion Milo Lightfoot died of unreported causes. He was a lawyer in Warsaw, Indiana.

Lightfoot died in January, the day after winning the shot put, pole vault, high jump, 200m and a middle-distance race in his age group at an indoor masters meet at Lincoln Way High School.

Last year, after he won his usual fistful of medals at the San Jose nationals, he said: "I'm not the oldest runner. I knew one - he's gone now, he dropped dead on the track - who was 95. He didn't run as fast as I do, but I won't either, when I'm 95."

Milo also brought home hardware from several world WAVA championships in his 20-year masters track career.

A Dick Fosbury comeback in the cards?

DICK FOSBURY, who revolutionised the high jump in winning the 1976 Olympic title in Mexico is planning to compete in this year's World Masters Games in Oregon. We bet he won't be a flop.

European meet a highlight

THIS being an even-numbered year, a WAVA world championships won't be held this year.

The next best meet likely will be the European Veterans Championships, taking place September 11-19, 1998, in Cesenatico, Italy.

Entries must be submitted by national federations by June 15, 1998, addressed to: Organizing Committee: Crer Fidal, Via Nazario Sauro, 21 - 40121 Bologna, Italy.

Raschker, Collins named top US athletes

PHIL RASCHKER, coming off her incredible debut

season as W50, was named the USATF Masters Outstanding Female Athlete of the Year.

She also was inducted into the Masters Hall of Fame.

The USATF Masters Committee also named Texas sprinter Bill Collins as Outstanding Male Athlete of the Year (even though Payton Jordan deserved it for his awesome records at USATF Nationals).

Top performance awards went to W55 Vanessa Hilliard for her hammer throw of 155-6 and M40 Glen Conley for his milestone 7-0 5/8 high jump at the Empire State Games. Conley's achievement is the more significant as his mark came in open - not veterans - competition.

In the past, that might have disqualified him from consideration for honours.

M40 Stan Vegar was named Outstanding Male Multi-Event Athlete and Raschker was outstanding female in that class. Donald Austin was named Administrator of the Year.

US Hall of Fame

PHIL Raschker of Georgia, W50 was one of seven men and women inducted to the USATF Masters Hall of Fame. The others are: Eddie Benham, the late Paul Spangler, hurdler Jack Greenwood, multi-event star Christel Miller, jumper Richmond "Boo" Morcom and David Pain.

World's oldest female sprinter?

MARIE Norbury at age 94 competed in a 100m race last November in Florida, to become the oldest female sprinter on record.

Her time was 79.6, and her friend Louise Tricard says a record certificate has been signed and will be sent to records czar Pete Mundle.

"She enjoyed the walk and will start serious training now!" Tricard writes.

Norbury still has a way to go to reach the W90 age-group record held by Zora Lux of Washington state, who did 31.53 at age 90 on June 10, 1995, according to Mundle's book.

The oldest women with 200m and 400m times, however, were 92. (Guess they weren't in shape for the short dash.) The oldest male sprinter on record is age 99: Joginder Singh of India, who did 20.82 and 48.42 within five days at Turku in 1991.

Singh failed to show up at the Oceania Games in January, but won the M100+ discus and shot (5.35m) at the Indian championships in April.

ADVERTISERS WANTED

We have room for a few small advertisements in future copies of "AROUND THE GROUNDS".

Have you a business you would like the members to be aware of.

By advertising through us you will be helping to keep our magazine free to members as well as helping yourself.

The cost to you is very small, for further information please ring me on 97951169

MID-YEAR SPECIAL

3 ISSUES

\$40.00

Editor.