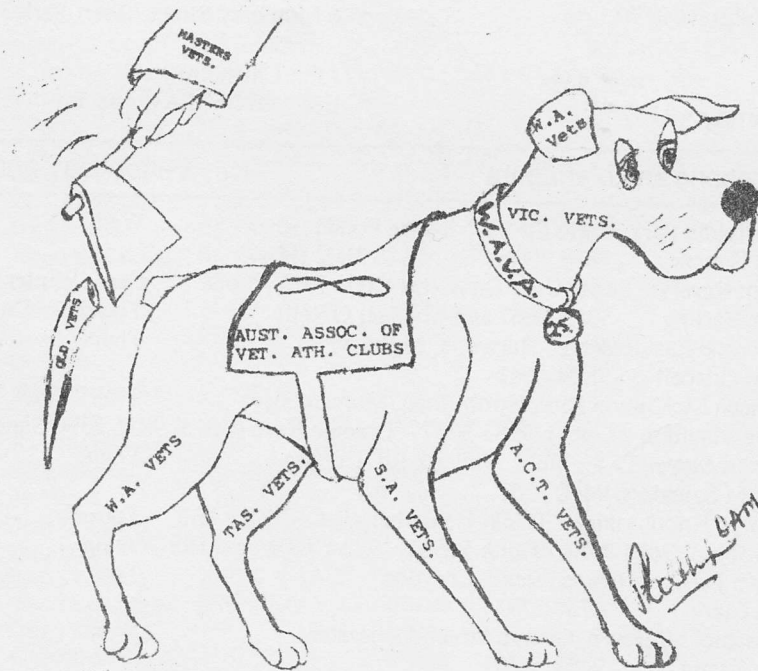


VICTORIAN VETERANS'  
ATHLETIC CLUB INC.

AROUND  
THE  
GROUNDS

July



1998

THE TAIL THAT WAGGED THE DOG.

VENUES:

ABERFELDIE, ALTONA, CAULFIELD, COBURG, COLLINGWOOD,  
CROYDON, DONCASTER, EAST BURWOOD, FRANKSTON,  
GEELONG, KNOX, LATROBE VALLEY, MENTONE, SWAN HILL,  
SPRINGVALE - NOBLE PARK and TOOTGAROOK

for information on Club activities

Hon. Secretary Dorothy Browne OAM. LM (03) 9874 2501

**COMMITTEE MEMBERS 1998**

Victorian Veterans Athletic Club Inc.

**President**

Robert Waters LM. 9318 3802  
5 Bellevue Court Maribyrnong 3032

**Honorary Secretary**

Dorothy Browne OAM. LM. (Life Member)  
4 Victory Street Mitcham 3132  
9874 2501 fax 9873 3223

**Honorary Assistant Secretary**

Colin Browne 9874 2501  
4 Victory Street Mitcham 3132

**Honorary Treasurer**

Robert Petrie 0359 671 915  
PO Box 136 Wandin North 3139

**Vice Presidents**

Ted McCoy LM. 9583 3280  
24 Blackwood Avenue Mentone 3194

and

Anthony Bradford 9749 2248  
6 Merrett Avenue Werribee 3030

**Club Captain**

Eric Greaves LM. 9560 2971  
7 Netherby Avenue Mulgrave 3170

**Club Vice Captain**

Peter McGrath LM. 9807 5656  
13 Bales Street Mt Waverley 3149

**Immediate Past President**

Doug Orr 9878 4875  
27 Shawlands Avenue Blackburn South 3130

**General Committee Members**

Jeffrey Briggs 9758 6328  
60 Bursaria Avenue Ferntree Gully 3156

John Dean 9337 7179  
3 Pearl Street Essendon West 3040

Alexander Harris 9848 2986  
8 Lignum Court Lower Templestowe 3107

Alan Bennie 9547 2978  
75 Bertrand Avenue Mulgrave 3170

David Sheehan 9794 7464  
4/42 Marna Court Noble Park 3174

Ken Walters 9752 5977  
5 Warra Road Upwey 3158

**Subscriptions Officer**

Astrid Rose 9836 2350  
71 Union Road Surrey Hills 3127

**Honorary Auditor/s**

Keith Routley 9699 6384  
6 Mowbray Street Albert Park 3206

and

John Chisholm 9772 3285  
Lot 1/48 Field Avenue Edithvale 3196

**VENUES****Locations and Managers****Venue Day and Melway Ref**

ABERFELDIE	Aberfeldie Park, Corio Street, Moonee Ponds Rob Waters 9853 7096 (W) 9318 3802 (H)	Weds	28 D 6
ALTONA	Grant Reserve, Sugar Gum Drive (off Civic Pde) Altona Alan Barling 9398 5667 and Michael O'Relli	Sun - Winter Tuesday - Daylight Saving	54 G 9
EAST BURWOOD	Burwood East Reserve, Burwood Highway John Gosbell 9808 4641	Thurs	62 C 7
CAULFIELD	Duncan McKinnon Park, North Road, Murrumbeena Greg Mauldon (Track) 9583 5637 ~ Graeme Rose (Field) 9836 2350	Tues - Track Sunday - Field Games	68 K 9
COBURG	Harold Stevens Ath. Field, Outlook Rd. Coburg Vonda Saunders 9460 1267	Thurs	18 A 9
COLLINGWOOD	George Knott Athletic Track, Heidelberg Rd., Clifton Hill Bill Ryan 9434 3783 Keith Moody 9434 7403 and Ron Young	Tues	30 F 12
CROYDON	Town Park, off Norton Road, Croydon Les Clark 9754 2793	Tues	50 K 5
DONCASTER	Rieschicks Reserve, George Street, Doncaster Jim Shand 9459 5437	Weds	33 J 11
FRANKSTON	Ballam Park, Bananee Terrace, Frankston Peter Duggan 9786 9169	Thurs	103 B 4
GEELONG	Landy Field, off Barwon Terrace, Geelong Mike McAvoy 0352 582 376	Weds	228 C 7
KNOX	Knox Park Athletic Track, off Rushdale Road, Scoresby Ivan Andric 9758 7905	Weds	73 D 7
LATROBE - VALLEY	Joe Carmody Ath. Track, John Field Drive, Newborough Bob Connell 0351 221 558 Vern Curnow 0351 341 809	Tuesday evening	
MENTONE	Dolomore Oval, Cnr. First and Queen Streets, Mentone Ted McCoy 9583 3280	Weds	87 B 6
SPRINGVALE/ NOBLE PARK	Ross Reserve, Memorial Drive, Springvale Tony Doran 9547 7320 Ken Hough 9798 1231	Weds	80 E 12
SWAN HILL	May Ward 0350 376 685 Swan Hill Little Ath's Field	Monday evening	
TOOTGAROOK	Tootgarook Sports Reserve, Truemans Road, Tootgarook Alan Radford / Ken Taylor 0359 855 989	Weds - Winter Sunday - Daylight Saving	169 E 6

\*\*\*\*\*

EDITOR - "Around the Grounds" -  
Peter Colthup OAM. LM.

9795 1169 fax 9795 1169 \*\*\*\*\*  
14 Bakers Road Dandenong North 3175

THE BETTY, ALLAN AND NORM PAGE.

Date	Venue	Sprint	Mid Dist	Walk	Distance
Tues 1	Sept Caulfield	200/400m	800m	3 Km	5 Km
" 1	" Collingwood	100/200m	1600m	1Km/4 Km	4/8 Km
" 1	" Croydon	50/300m	1000m	1000m	2/3/8 Km
Weds 2	" Aberfeldie	100/200m	1000m	5 Km	5/7 Km
" 2	" Doncaster	70/300m	1500m	Javelin	3/5 Km
" 2	" Geelong	200m	2000m		10 Km
" 2	" Knox	100/200m	800m	3 Km	3/5 Km
" 2	" Mentone	60/400m	1500m	3 Km	3 Km
" 2	" Springvale	200m ET	800m	3/5 Km	3/5 Km
Thur 3	" Coburg	100m/400m	ET 1000m	600m	3/5 Km
" 3	" E Burwood	100/200m	1600m Jav.	1500m/ 2/4Km	4/8 Km
" 3	" Frankston	100/200m	800m	1500m/3 Km	3/5 Km
Sun 6	" Altona	Tan Track	8 am BYO B'fast	(Fathers Day)	
" 6	" Caulfield	Field Games			
" 6	" 9am Tootgarook	70/100mR	800m H/c	2 Km H/cap	4 Km SP. H/c.
Tues 8	" Caulfield	100m	1500m	1500m	5/10 Km
" 8	" Collingwood	50/300m	800m	3 Km	3/5 Km
" 8	" Croydon	100m H/c/200m	800m	2000m	20/30/40m TT
Weds 9	" Aberfeldie	110m SLJ	2 Km ET	Relay 4/3x800m	Supper
" 9	" Doncaster	100/400m ET	800m	Discus	2/4/6 Km
" 9	" Geelong	100m	400m	3 Km	3 Km
" 9	" Knox	60/200m	1000m	3 Km	3/8 Km
" 9	" Mentone	100/300m	800m	8 Km	1500m/5Km
" 9	" Springvale	100m	1200m	1600m Et	6 Km ET
Thur 10	" Coburg	110m/200m	1500m		4/8 Km
" 10	" E Burwood	80/100m H/C	1500m H/c	800m/3/5 Km	3/5 Km Sup.
" 10	" Frankston	100/400m	1500m	1 Mile/4 Km	2/4/10 Km
Sun 13	" Altona	Vic. Veterans C'SHIPS 25 Km 9 am			
" 13	" Caulfield	Field Games			
" 13	" Tootgarook	RYE Beach opp. P.O. 9.00 am 10 Km C. C. C'Ship(SP)			
" 13	" FOOTSCRAY	ROWING CLUB - 9.30 am - VIC.V.25 KM ROAD C'SHIPS.			
Tues 15	" Caulfield	200m	400m	3 Km	8 Km
" 15	" Collingwood	100/200m	1500m	1000m/4 Km	4/6 Km
" 15	" Croydon	60/400m	1500m ET	1500m	10 Km Age H/cap
Weds 16	" Aberfeldie	80/400m	1200m	600m	4/6 Km
" 16	" Doncaster	70/200m	1600mR	Shot Put	3/5 Km
" 16	" Geelong	300m	800m		5 Km
" 16	" Knox	100/400m	1 Mile	3 Km	3/5 Km
" 16	" Mentone	60/200m	1000m	3 Km	5 Km
" 16	" Springvale	120m	400m	2 Km	3.2 Km
Thur 17	" Coburg	70/500m	4x100m Rel		3.5 Km Sp H/c
" 17	" E. Burwood	60m	L.Jumpl mile	1000m	400m/3KW/5KR
" 17	" Frankston	200/400m	800m	1500m/3Km	3/5 Km
Sun 20	" Altona	You Yangs 12.30 Kurrajong Dve BYO BBQ			
" 20	" Caulfield	Field Games			
" 20	" Tootgarook	Rosebud Pool 8.00am 400mS/4 KmR/400mS) Free Bkft			
Tues 22	" Caulfield	100m	800m	5 Km	3 Km
" 22	" Collingwood	50/400m	800m	3/5 Km	3/5 Km
" 22	" Croydon	70m	800m	Med Rel Sp - wk - Dist.	
Weds 23	" Aberfeldie	100/200m	600m	400m	6/8 Km
" 23	" Doncaster	100/300m	1200m	Javelin	4/6 Km
" 23	" Geelong	100m	600m	1500m	1500m
" 23	" Knox	60/300m	1500m	4 Km	4/8 Km
" 23	" Mentone	100m/300m	800m	1500m/3K	10 Km
" 23	" Springvale	100m	1600m	2/4 Km	4/8 Km
Thur 24	" Coburg	110m H/c	300/1400m	800m	5/10 Km
" 24	" E Burwood	100/300m	1000m Dis.	1500m 3/5Km	5/10 Km
" 24	" Frankston	100/200m	1500m	1600/5 Km(6.40pm)	3/5 Km
Sun 27	" Altona	No Run			
" 27	" Caulfield	Field Games			
" 27	" Tootgatook	100/100R	1500m	1200m	4 Km Tk ET
Tues 29	" Caulfield	200m	800m	3 Km	5 Km
" 29	" Collingwood	100/200m	1000m	4Km	4/8 Km
" 29	" Croydon	100/200m	1 Mile	3 Km	Devil tk Hindmost
Weds 30	" Aberfeldie	100/300m	1500m	800m	6/10 Km
" 30	" Doncaster	80/400m	1500m H/c	Discus	2/4/6 Km
" 30	" Geelong	200m	800m	3 Km	3/5 Km
" 30	" Knox	60/100m	400m		5/10 Km
" 30	" Mentone	200/400m	1500m	5 Km	5 Km
" 30	" Springvale	150m	500m	1000m	3 Mile

Check important dates. Not responsible for errors.

\*\*\*\*\*

## Frankston Venue

## 5000 Walk 18.6.98

1	John HALLO	56	29.45
2	Sandra HOWARTH	35	32.23
3	Penny HALL	57	32.56
3	Kath WESTHOP	36	32.56
4	Nerida NOYES	43	33.01
5	Sylvia ROSS	59	35.13
6	Syd ELKS	73	33.36
7	Wendy SEERS	56	37.25
8	Mary ELKS	70	40.26

## 1600 Walk 18.6.98

1	Syd ELKS	73	10.53
2	Sylvia ROSS	59	11.47
3	Roy GIESEMANN	68	13.44
4	Mary ELKS	70	13.56

## 60 metre sprint 18.6.98

1	Graeme RICHARDS	52	7.69
2	Tony QUINN	32	8.02
3	Ian MACARTHUR	57	8.10
4	Angela SEERS	Inv	8.93
5	John REID	71	9.38
5	Phillipa GRGELL	47	9.38
6	Roy GIESEMANN	68	10.54
7	Anne NICHOLLS	59	14.06

## 1600 metre run 18.6.98

1	Garry ANDERSON	45	5.59
2	Tony NEMARIC	45	6.54
3	Joy HERBERT	54	6.55
4	John REID	71	8.18
5	Marlaine STANWAY	59	8.40
6	Gwen STEED		8.41

## 400 metre run 18.6.98

1	Dale BRUCE	37	58.09
2	Tony QUINN	32	59.21
3	Mike HALL	59	66.61
4	Ian MACARTHUR	57	72.10
5	Phillipa GRGELL	47	76.17

## 600 metre run 18.6.98

1	Ian MUIR	53	1.57
2	David PAINTER	55	1.59
3	Allan ALDERSON	46	2.05
4	Gary MEYER	43	2.15
5	George SYMONS	50	2.23
6	Phillipa GRGELL	47	2.31
7	John REID	71	2.38

## 800 metre run 25.6.98

1	Ian MUIR	53	2.42
2	David PAINTER	55	2.46
3	Gary MEYER	43	3.08
4	George SYMONS	50	3.12
5	Syd ELKS	73	3.14

## Frankston Venue

## 3200 metre run 18.6.98

1	Peter WHITE	Inv	11.30
2	Allan ALDERSON	46	11.39
3	David PAINTER	55	12.12
4	Ken WHYTE	51	12.14
5	Gary MEYER	43	12.25
6	Ian MUIR	53	12.30
7	Rowan WHITE	Inv	12.40
8	Rowland BRICKLES	52	12.46
9	John WALLACE	54	12.56
10	Tony NEMARIC	45	13.49
11	David NOBBS	58	13.50
12	George SYMONS	50	14.00
	Peter KEMP 5 laps	44	10.07

## 100 metre sprint 25.6.98

1	Dale BRUCE	37	11.92
2	Ross KENT	56	12.23
3	Graeme RICHARDS	53	12.35
4	Tony QUINN	32	12.74
5	Tony NEMARIC	46	13.36
6	Ian MACARTHUR	57	14.38
7	Katja NEMARIC	Inv	15.15
8	Daniel BRUCE	Inv	15.56
9	Syd ELKS	73	16.36
10	John REID	71	17.00
11	Roy GIESEMANN	68	17.20

## 200 metre run 25.6.98

1	Dale BRUCE	37	25.42
2	Ross KENT	56	26.11
3	Graeme RICHARDS	53	26.57
4	Tony QUINN	32	26.59
5	Tony NEMARIC	46	28.97
6	Ian MACARTHUR	57	29.35
7	Angela SEERS	Inv	30.41
8	Katja NEMARIC	Inv	31.88
9	Syd ELKS	73	32.15

## 2000 metre Walk 25.6.98

1	Kathy WESTHOP	36	12.05
2	Penny HALL	57	12.37
3	Nerida NOYES	43	12.37
4	Sylvia ROSS	59	14.11
4	Bevan DAVIS	69	14.11
5	Tony GIESEMANN	68	15.21
6	Mary ELKS	70	16.2
7	Jim STRICKLAND	67	16.2
8	Lindsay BEATON	48	19.5
9	Ern WALKER	84	22.0

## 2000 metre run 25.6.98

1	Anthony WALLACE	Inv	5.56
2	Gary MEYER	43	7.41
3	Belinda KIRKHAM	31	8.03
4	Gwen STEED	55	10.4

## Frankston Venue

## 100 metre sprint 2.7.98

1	Dale Bruce	37	12.47
2	Graeme Richards	53	12.50
3	Tony Quinn	32	12.88
4	Tom Gerrard	49	13.13
5	Adrian Feeney	34	13.15
6	Ian Macarthur	57	13.73
7	Angela Seers	Inv	14.00
8	Tony Nemaric	46	15.16
9	John Reid	71	15.58
10	Roy Giesemann	68	16.15
10	Daniel Bruce	Inv	16.15

## 2000 metre run 2.7.98

1	David PAINTER	55	7.24
2	Garry ANDERSON	46	7.33
3	Gary MEYER	43	7.41
4	Roy STANWAY	64	7.58
5	Joy HERBERT	54	8.53
6	Colin KEMP	46	9.43
7	John REID	71	10.17
7	Sue KEMP	44	10.17
8	Lindsay BEATON	48	10.25

## 300 metre run 2.7.98

1	Dale Bruce	37	40.40
2	Tony QUINN	32	41.65
3	Tony NEMARIC	46	46.21
4	Tom GERRARD	49	47.02
5	Ian MACARTHUR	57	48.19
6	Angela SEERS	Inv	49.36
7	Graeme RICHARDS	53	51.84
	Adrian FEENEY	34	DNF

## 2400 metre walk 2.7.98

1	John HALLO	56	14.00
2	Gwen STEED	55	14.41
2	Sandra HOWARTH	35	14.41
3	Nerida NOYES	43	15.57
4	Syd ELKS	73	16.00
5	Kees ZWYNENBURG	69	16.56
6	Bevan DAVIS	69	17.22
7	Sylvia ROSS	59	17.24
8	Ern WALKER	84	17.51
9	Roy GIESEMANN	68	18.33
10	Mary ELKS	70	19.45

## 4000 metre run 25.6.98

1	Allan ALDERSON	46	15.11
2	Ian MUIR	53	15.24
3	Mick O'RYAN	48	15.32
4	David PAINTER	55	15.43
5	Garry ANDERSON	46	16.02
6	John WALLACE	56	18.32
7	George SYMONS	50	17.32
7	David NOBBS	58	17.32
8	John HALLO	56	18.32
9	Phillipa GRGELL	47	19.32
	Joy HERBERT 7 laps	54	12.31

## Frankston Venue

## 4800 metre run 2.7.98

1	Ian MUIR	53	18.15	
2	Allan ALDERSON	46	18.38	
3	David PAINTER	55	20.16	
4	David NOBBS	58	20.39	
5	Graham BONNETT	54	22.49	
5	John WALLACE	54	22.49	
	Ken WHYTE 8 laps	51	12.20	
	Belinda KIRKHAM	8 laps	Inv	14.02

## 1000 metre run 2.7.98

1	Gary MEYER	43	3.27
2	Tony NEMARIC	46	3.52
3	Graham BONNETT	54	4.01
4	Colin KEMP	46	4.18
5	Joy HERBERT	54	4.22
6	John REID	71	4.53
6	Sue KEMP	44	4.53

## 100 metre sprint 9.7.98

1	Ross KENT	56	13.06
2	Graeme RICHARDS	53	13.10
3	Ian MACARTHUR	57	14.17
4	Phillipa EDGELL	47	15.69
5	John REID	71	15.71
6	Daniel BRUCE	Inv	15.88

## 400 metre run 9.7.98

1	Ross KENT	56	1.06.55
2	Ian MACARTHUR	57	1.16.32
3	Katja NEMARIC	Inv	1.20.12
4	Tony NEMARIC	46	1.20.45

## 3000 metre walk 9.7.98

1	Kees ZWYNENBURG	69	21.46
---	-----------------	----	-------

## 1600 metre walk 9.7.98

1	Nerida NOYES	43	10.07
2	Nola BARRATT	52	11.21
3	Sylvia ROSS	59	11.34

## 600 metre run 9.7.98

1	Tony NEMARIC	46	2.11
2	Graham BONNETT	54	2.28
3	Nerida NOYES	43	2.54
4	Kees ZWYNENBURG	54	2.28

Frankston Venue

3000 metre run 9.7.98

1	Allan Alderson,	47	11.02
2	Ian MUIR	53	11.07
3	Ken WHYTE	51	11.24
4	Garry ANDERSON		11.34
5	David PAINTER	55	11.44
6	Belinda KIRKHAM	31	12.04
7	Gary MEYER	43	12.24
8	Graham BONNETT	54	12.32
9	John WALLACE	54	13.45
10	Phillipa EDGEELL	47	14.46
11	John REID	71	16.26
12	Gordon LOUGHNAN	46	16.47

70 metre sprint 16.7.98

1	Dale Bruce	37	9.03
2	Tom Gerrard	49	9.38
3	Ian MACARTHUR	57	9.82
4	Alan RADFORD	47	10.09
5	Angela SEERS	Inv	10.33
6	John REID	71	11.03
7	Syd ELKS	73	11.12

1200 metre run 16.7.98

2	Tony NEMARIC	46	5.52
3	John REID	71	5.54
1	Lindsay BEATON	48	5.18

300 metre run 16.7.98

1	Dale BRUCE	37	41.17
2	Tom GERRARD	49	44.33
3	Mike HALL	59	46.27
4	Ian MACARTHUR	57	46.81
5	Alan RADFORD	47	48.68
6	Angela SEERS	Inv	50.48

4000 metre run 16.7.98

1	Allan ALDERSON	47	14.52
2	Ian MUIR	54	14.49
3	Garry ANDERSON	46	15.39
4	Michael ORYAN	48	15.43
5	David PAINTER	55	16.01
6	Gary MEYER	43	16.11
7	John WALLACE	54	16.41
8	Alan RADFORD	47	16.48
9	George SYMONS	50	17.14
10	Joy HERBERT	55	20.02
	Ken WHYTE 5 laps	51	8.00

Frankston Venue

1200 walk 16.7.98

1	Nerida NOYES	43	20.47
2	Syd ELKS	73	21.07
3	Kees ZWYENBURG	69	23.39
4	Sylvia ROSS	59	23.41
5	Mary ELKS	70	26.20
	Jim STRICKLAND 4 laps	67	12.23
	Barbara STRICKLAND 4 laps		13.02

800 metre run 16.7.98

1	Tony NEMARIC	46	2.32
2	Garry ANDERSON	46	2.44
3	David PAINTER	55	2.48
4	Alan RADFORD	47	2.57
5	George SYMONS	50	3.06
6	John REID	71	3.51
7	Nerida NOYES	43	4.08
8	Kees ZWYENBURG	69	4.41

100 metres sprint 23.7.98

1	Dale Bruce	38	12.56
2	Graeme Richards	53	12.79
3	Tom Gerrard	49	13.50
4	Ian MACARTHUR	57	13.67
5	Alan RADFORD	47	14.07
6	Angela SEERS	Inv	14.15
7	Tony NEMARIC	46	15.25
8	John REID	71	15.44
9	Syd ELKS	73	15.45

200 metres run 23.7.98

1	Dale BRUCE	38	25.88
2	Graeme RICHARDS	53	26.21
3	Tom GERRARD	49	27.67
4	Ian MACARTHUR	57	28.03
5	Tony NEMARIC	46	28.65
6	Alan RADFORD	47	29.88
7	Angela SEERS	Inv	30.89
8	Gary PEARCE	45	31.50
9	Syd ELKS	73	33.19

1600 metre walk 23.7.98

1	Syd ELKS	73	10.34
2	Nola BARRATT	52	11.19
3	Sylvia ROSS	59	11.23
4	Ern WALKER	84	11.54
5	Jim STRICKLAND	67	12.05
6	Barbara STRICKLAND	64	12.48
7	Mary ELKS	70	12.51

3600 walk 23.7.98

1	John HALLO		21.20
---	------------	--	-------

Frankston Venue

FARLOUF 1600 metres 23.7.98

1	Gary MEYER		4.23.90
	Syd ELKS		
	Alan RADFORD		
	Pam HORNIBROCK		
	Ian MUIR		
2	David PAINTER		4.24.30
	John REID		
	Sue KEMP		
	Angela SEERS		
	Ken WHITE		

3000 metre run 23.7.98

1	Allan ALDERSON	47	10.49
2	Ian MUIR	54	10.54
3	Ken WHITE	51	11.11
4	Mick O'RYAN	48	11.14
5	David PAINTER	55	11.26
6	Gary MEYER	43	11.30
7	John WALLACE	54	12.02
8	Alan RADFORD	47	12.10
	Belinda KIRKHAM	31	12.10

2000 metre run 23.7.98

1	Garry ANDERSON	46	7.19
2	Gary PEARCE	45	7.53
3	John REID	71	9.55
4	Sue KEMP	44	10.00
4	Pam HORNIBROCK	43	10.00

1000 metre run 23.7.98

1	Ian MUIR	54	3.23
2	Allan ALDERSON	47	3.30
3	David PAINTER	55	3.58
4	George SYMONS	50	4.01
5	Alan RADFORD	47	4.49
6	Gary MEYER	43	4.50
7	John REID	71	5.29
7	Sue KEMP	44	5.29
7	Joy HERBERT	54	5.29
7	Pam HORNIBROCK	43	5.29

300 metre run 30.7.98

1	Ross KEMP	56	43.24
2	Tom Gerrard	49	44.50
3	Mike HALL	59	44.88
4	Ian MACARTHUR	57	49.22
5	Graeme RICHARDS	53	50.32

Frankston Venue

4000 metre walk 30.7.98

1	John HALLO	56	23.49
2	Syd ELKS	73	26.41

2000 metre walk 30.7.98

1	Sandra HOWARTH	35	12.27
2	Jean LEGGATT	62	14.23
3	Sylvia ROSS	59	14.33
4	Ern WALKER	84	15.08
5	Jim STRICKLAND	67	15.12
6	Barbara STRICKLAND	64	16.04
7	Mary ELKS	70	1.05

4000 metre run 30.7.98

1	Allan ALDERSON	46	15.09
2	Garry ANDERSON	46	15.20
3	Ken WHITE	51	15.22
4	Mick O'RYAN	48	15.30
5	Gary MEYER	43	15.39
6	David PAINTER	55	15.49
7	John WALLACE	54	15.56
8	Belinda KIRKHAM	31	16.23
9	Lindsay BEATON	48	19.43

2000 metre run 30.7.98

1	Pam HORNIBROCK	43	10.00
2	John REID	71	10.32
3	Adrian FEENEY	35	10.37

600 metre run 30.7.98

1	Tony NEMARIC	46	2.07
1	Katja NEMARIC	Inv	2.07
2	John REID	71	2.56
2	Adrian FEENEY	35	2.56
3	Pam HORNIBROCK	43	3.14
3	Gath LEATHAM	55	3.14

Marjorie Jackson 100 yards Ladies 30.7.98

	Katja NEMARIC	Inv		
			Real	Age
			13.58	12.20

TOMMY SMITH 100 yards 30.7.98

1	Ross KEMP	56	11.53	9.89
2	Graeme RICHARDS	53	11.38	9.96
3	Syd ELKS	73	14.00	10.43
4	Ian MACARTHUR	57	12.36	10.54
5	John REID	71	14.00	10.65
6	Tom GERRARD	49	11.93	10.73
7	Tony NEMARIC	46	12.55	11.51
8	Adrian FEENEY	35	12.56	12.39

## RESULTS FROM COLLINGWOOD VENUE

26.5.98

## 90 METRES - Heat 1

Paul SKIPPER	30	11.27
Leigh MARTIN	22	12.21
Paul BAN	43	12.64

## Heat 2

Kwan KAN	40	12.64
Guido SMOGLIAN	43	12.64
Kirralee GUINANE	22	12.86
Rod BAYLEY	51	13.20
John MERORY	52	13.20
Christine GRIFFITHS	49	16.82

## 1000 METRES - Heat 1

Paul SKIPPER	30	3.00
Ian GAINNEY W/C	46	3.01
Gerard ADRIAN	38	3.02
Ken DUXBURY	44	3.02
Keith MOODY	54	3.04
Paul BAN	43	3.05
Patrick KELLY	Inv.	3.07
Trevor MARSH	50	3.13
Mike BOYLEN	58	3.14
Westly WINDSOR	53	3.17
Rod BAYLEY	51	3.21
Guido SMOGLIAN	43	3.27
Barry BOYD	53	3.31
John MERORY	52	3.33
John POCOCK	55	3.44

## Heat 2

Ian MCLEOD	52	3.24
Ian MORGAN	52	3.53
Mal BROWN	57	3.55
Mario MUSCAT	44	4.00
Tony MIOLA	48	4.00
Bill RYAN	57	4.04
Tino FULGENZI	49	4.10
Denise HARDMAN	48	4.13
Julie RUSSELL	46	4.39
Les CATIONS	40	4.47
Christine GRIFFITHS	49	5.00
Val MCLEOD	51	5.09
Heather JOHNSTONE	54	5.25
Carol RYAN	53	5.41

## 300 METRES - Heat 1

Paul SKIPPER	30	41.38
Paul BAN	43	45.86
Gerard ADRIAN	38	44.12
Keith MOODY	54	48.52
John MERORY	52	52.72

## Heat 2

Kwan KAN	40	46.27
Colin HEYWOOD	43	47.54
Wasył DROSDOWSKY	47	52.27
Graeme PAUL	44	52.27
Denis HOLDEN	45	55.03
Rod BAYLEY	51	57.04

## Heat 3

Mario MUSCAT	44	52.41
Peter BLACK	52	59.14
John PEACOCK	61	60.58
Christine GRIFFITHS	49	66.38
Heather JOHNSTONE	54	83.02
Melva BLACK	51	83.10

## 4 KM

Westly WINDSOR	53	14.53
Patrick KELLY	Inv.	14.55
Trevor MARSH	50	15.13
Paul BAN	43	15.17
Rod BAYLEY	51	15.28
John POCOCK	55	15.32
Guido SMOGLIAN	43	15.37
Graeme PAUL	44	15.43
John MERORY	52	16.02
Ian MCLEOD	52	16.29
John PEACOCK	61	16.45
Denny MARTIN	50	16.54
Gary BELL	44	16.57
Ian MORGAN	52	17.29
Mal BROWN	57	17.40
Leo JONES	57	17.47
Ray HARBERT	59	17.59
Bruce GIBBS	49	18.19
Tino FULGENZI	49	18.26
Ron YOUNG	67	18.50
Tony MIOLA	48	19.38
Linley MARSH	47	19.43
Denise HARDMAN	48	19.43
Mario MUSCAT	44	20.20
Murray DICKINSON W	59	20.28
Sheila MEYER	42	21.17
Julie RUSSELL	46	21.34
Christine GRIFFITHS	49	21.47
John NOONAN	55	22.02
Les CATIONS	40	22.26
Peter BLACK	52	23.10
Heather JOHNSTONE	54	23.21
Val MCLEOD	51	23.31
Alan BURGOYNE	83	23.46
Melva BLACK	51	23.57
Carol RYAN	53	26.39

## 8 KM

Ian GAINNEY W/C	45	26.49
Barry BOYD	53	29.48
Colin HEYWOOD	43	29.48
Dennis HOLDEN	45	35.31
Bill RYAN	57	39.41
Shirley YOUNG	68	41.34

## 2.6.98

## 100 METRES - Heat 1

Paul SKIPPER	30	12.15
Keith HOWDEN	52	12.57
Paul BAN	43	13.90
Westly WINDSOR	53	14.45
Tino FULGENZI	49	14.70

## Heat 2

Colin HEYWOOD	43	14.20
Marlene JOHNS	34	14.84
John MERORY	52	16.96
Rod BAYLEY	51	17.44
John PEACOCK	61	18.43
Brian KELLY	50	19.15

## Heat 3

Denise HARDMAN	48	16.32
Jeanette HOWDEN	48	16.90
Don WARDEN	74	

## RESULTS FROM COLLINGWOOD VENUE

2.6.98

## Heat 3 - Continued

Christine GRIFFITHS	49	18.70
Peter BLACK	52	19.60
Carol RYAN	53	22.60
Melva BLACK	51	23.40
Heather JOHNSTONE	54	26.24

## 600 METRES - Heat 1

Paul SKIPPER	30	1.37.88
Patrick KELLY	Inv.	1.42.05
Colin HEYWOOD	43	1.42.55
Paul BAN	43	1.43.13
Ian MCLEOD	52	1.44.07
Ken DUXBURY	44	1.44.85
Trevor MARSH	50	1.46.32
Mike BOYLEN	58	1.46.99
Westly WINDSOR	53	1.47.83
Graeme PAUL	44	1.55.82
Rod BAYLEY	51	1.57.04
John MERORY	52	1.57.76
Barry BOYD	53	2.07.10
Guido SMOGLIAN	43	2.07.56
Tino FULGENZI	49	2.13.58

## Heat 2

Tony MIOLA	48	2.07.04
Mario MUSCAT	44	2.10.72
John PEACOCK	61	2.12.25
Denise HARDMAN	48	2.15.45
Bill RYAN	57	2.19.43
Brian JOHNSTONE	39	2.22.50
Brian KELLY	50	2.29.20
Jeanette HOWDEN	48	2.32.12
Les CATIONS	40	2.34.15
Julie RUSSELL	47	2.36.11
Peter BLACK	52	2.42.96
Melva BLACK	51	3.03.62
Carol RYAN	53	3.06.29
Heather JOHNSTONE	54	3.10.62

## 400 METRES - Heat 1

Paul SKIPPER	30	57.50
Keith HOWDEN	52	58.24
Bruce GIBBS	49	63.51
Paul BAN	43	63.95
Patrick KELLY	Inv.	69.27

## Heat 2

Colin HEYWOOD	43	65.60
Guido SMOGLIAN	43	69.70
Marlene JOHNS	34	71.80
John MERORY	52	72.97
Ron BAYLEY	51	78.10

## Heat 3

Denise HARDMAN	48	78.32
Ian MORGAN	52	82.80
John PEACOCK	61	83.80
Brian KELLY	50	88.42
Peter BLACK	52	94.10

## Heat 4

Brian JOHNSTON	59	83.80
Don WARDEN	74	90.07
Les CATIONS	40	91.93
Christine GRIFFITHS	49	94.98
Melva BLACK	51	119.25

## 2 KM

Ken DUXBURY	44	6.53
Mike BOYLEN	58	7.09
Denise HARDMAN	48	9.16
Peter JOHNSTONE	61	9.37
John NOONAN	55	9.55
Don WARDEN	74	10.55
Helen BROWN	57	10.55

## 4 KM

Barry BOYD	53	14.28
Trevor MARSH	50	14.29
Westly WINDSOR	53	14.42
Patrick KELLY	Inv.	15.06
Colin HEYWOOD	43	15.10
Paul BAN	43	15.20
Graeme PAUL	44	15.33
John POCOCK	55	15.37
Rod BAYLEY	51	15.45
John MERORY	52	15.48
Guido SMOGLIAN	43	15.52
Mike KENNEDY	44	16.20
Dennis HOLDEN	45	16.26
Gary BELL	44	16.31
John PEACOCK	61	16.34
Ian MCLEOD	52	16.52
Len HALLETT	48	17.04
Ian MORGAN	52	17.34
Denny MARTIN	50	17.40
Ray HARBERT	59	17.41
Leo JONES	58	18.04
Tino FULGENZI	49	18.15
Brian KELLY	50	18.28
Bill RYAN	57	18.29
Mario MUSCAT	44	18.47
Brian JOHNSTON	59	18.52
Bruce GIBBS	49	19.20
Tony MIOLA	48	19.22
Linley MARSH	47	19.31
Shirley YOUNG	68	19.54
Rob WILSON	53	20.11
Julie RUSSELL	47	21.25
Mal BROWN	57	21.28
Christine GRIFFITHS	49	21.29
Val MCLEOD	51	22.14
Heather JOHNSTONE	54	22.57
Les CATIONS	40	23.14
Alan BURGOYNE	83	23.43
Melva BLACK	51	24.42
Carol RUAN	53	26.16
Peter BLACK	52	26.57

## 9.6.98

## 50 METRES - Heat 1

Paul SKIPPER	30	6.61
Tino FULGENZI	49	7.14
Gerard ADRIAN	38	7.39
Colin HEYWOOD	43	7.42
Guido SMOGLIAN	43	7.60
Graeme PAUL	44	8.00

## RESULTS FROM COLLINGWOOD VENUE

9.6.98

Heat 2			3 KM - Continued		
Liz MITCHELL	54	8.14	Wasył DROSDOWSKY	47	12.43
Denise HARDMAN	48	8.32	Ian MORGAN	52	12.50
John MERORY	52	8.93	Brian JOHNSTONE	59	13.32
Christine GRIFFITHS	49	9.17	Bill RYAN	57	13.47
Rod BAYLEY	52	9.37	Gerard ADRIAN	38	13.52
Don WARDEN	74	9.65	Mario MUSCAT	44	14.08
John POCOCK	55	9.97	Shirley YOUNG	68	14.31
1600 METRES			John NOONAN		
Patrick KELLY	20	5.02.20	Sheila MEYER	37	15.34
Paul SKIPPER	30	5.03.08	Peter BLACK	42	15.48
Patrick KELLY	18	5.13.78	Melva BLACK	51	16.08
Colin HEYWOOD	43	5.21.09	Melva BLACK	51	17.44
Keith MOODY	54	5.33.88	Don WARDEN	74	19.33
Westly WINDSOR			5 KM		
Guido SMOGLIAN	43	5.51.17	Ian GAINNEY W/C	45	17.59
Rod BAYLEY	52	5.52.60	Colin HEYWOOD	43	18.21
John MERORY	52	6.00.72	Patrick KELLY	18	19.05
Sheila MEYER Walk	42	6.00.72	Graeme PAUL	44	19.48
John POCOCK	55	6.10.26	John POCOCK	55	20.21
Len HALLETT	48	6.17.00	Mal BROWN	57	20.43
Kwan KAN	40	6.24.40	Gary BELL	44	21.16
John PEACOCK	61	6.27.65	Ian MCLEOD	53	21.41
Ian MORGAN	52	6.28.48	Jorge TORRICO	51	21.52
Brian JOHNSTONE	59	6.31.75	Ray HARBERT	59	22.29
Tony MIOLA	48	6.40.28	Bruce GIBBS	49	23.30
Bill RYAN	57	6.47.00	Tony MIOLA	48	23.46
Mario MUSCAT	44	6.49.15	Tino FULGENZI	49	23.51
Carol RYAN Walk	53	6.51.70	Denise HARDMAN	48	24.29
Mal BROWN	57	6.59.81	John MITCHELL	56	24.31
Liz MITCHELL	54	7.37.86	Julie RUSSELL	46	26.51
Peter BLACK	52	8.07.28	Les CATIONS	40	27.41
Heather JOHNSTONE	54	8.27.81	Christine GRIFFITHS	49	28.01
Melva BLACK	51	8.41.80	Liz MITCHELL	54	28.01
150 METRES Heat 1			Val MCLEOD		
Gerard ADRIAN	38	18.30	Heather JOHNSTONE	54	29.40
Paul SKIPPER	30	18.58	Carol RYAN	53	34.51
Keith MOODY	54	20.56	16.6.98 100 METRES - Heat 1		
Tino FULGENZI	49	20.96	Paul SKIPPER	30	11.81
Colin HEYWOOD	43	21.80	Gerard ADRIAN	38	12.81
Heat 2 KUAN KAN			Keith MOODY	54	14.11
Guido SMOGLIAN	43	23.21	Westly WINDSOR	53	14.11
John MERORY	52	24.69	Guido SMOGLIAN	43	16.41
John POCOCK	55	28.46	Heat 2		
Rod BAYLEY	52	28.95	Joe RIZZO	21	12.81
Heat 3			Kuan KAN	40	13.61
Graeme PAUL	44	22.60	John MERORY	52	16.41
Denise HARDMAN	48	23.90	Rod BAYLEY	52	17.71
Liz MITCHELL	54	25.65	Heat 3		
Don WARDEN	74	26.83	Richard HEYWOOD	11	16.11
Christine GRIFFITHS	49	27.86	Peter BLACK	52	17.31
3KM			Don WARDEN	74	17.81
Westly WINDSOR	53	11.02	Brian JOHNSTONE	59	18.01
Patrick KELLY	20	11.41	John PEACOCK	61	18.51
Rod BAYLEY	52	11.47	Heat 4		
Guido SMOGLIAN	43	11.48	Denise HARDMAN	48	16.01
John MERORY	52	11.49	Liz MITCHELL	51	17.11
Dennis HOLDEN	45	12.15	Christine GRIFFITHS	49	18.41
John PEACOCK	61	12.19	Melva BLACK	51	22.21
Len HALLETT	48	12.41			

16.6.98

## RESULTS FROM COLLINGWOOD VENUE

1200 METRES

Heat 1			2 KM - Continued		
Paul SKIPPER	30	3.37.71	Peter JOHNSTONE	61	9.14
Ian GAINNEY W/C	45	3.40.88	Richard HEYWOOD	11	9.50
Patrick KELLY	20	3.43.56	John NOONAN	28	10.04
Ken DUXBURY	44	3.47.02	Helen BROWN	57	11.26
Colin HEYWOOD	43	3.49.93	Don WARDEN	74	12.44
Keith MOODY	54	3.55.74	Sheila MEYER Walk	42	13.08
Westly WINDSOR	53	3.55.80	4 KM		
Trevor MARSH	50	3.59.98	Colin HEYWOOD	43	14.31
Mike BOYLEN	58	4.01.69	Trevor MARSH	50	14.32
Rod BAYLEY	52	4.16.90	Westly WINDSOR	53	14.45
John MERORY	52	4.17.46	Graeme PAUL	44	15.18
Len HALLETT	48	4.32.21	George RENNIE	56	16.15
Bruce GIBBS	49	4.37.48	John PEACOCK	61	16.27
Tony MIOLA	48	4.38.74	Len HALLETT	48	16.34
Mal BROWN	57	4.43.60	Denis HOLDEN	45	16.38
Heat 2			John POCOCK	55	16.39
John POCOCK	55	4.38.89	Ian MCLEOD	53	16.56
Vin O'BRIEN	70	4.41.92	Denny MARTIN	50	17.18
Ian MCLEOD	53	4.45.02	Vin O'BRIEN	70	17.27
Peter JOHNSTONE	61	4.46.54	Gary BELL	44	18.07
Ian MORGAN	52	4.47.87	Tino FULGENZI	49	18.21
Brian JOHNSTONE	59	4.50.86	Tony MIOLA	48	18.22
Maria MUSCAT	44	4.56.60	Brian JOHNSTON	59	18.26
Denise HARDMAN	48	5.01.58	Bruce GIBBS	49	19.00
Peter BLACK	52	5.36.35	Denise HARDMAN	48	19.19
Les CATIONS	40	5.40.86	Mario MUSCAT	44	19.48
Julie RUSSELL	46	5.46.98	Dianne BRIMACOMBE	54	21.01
Liz MITCHELL	54	5.51.93	Rob WILSON	53	21.40
Val MCLEOD	51	6.14.74	Dennis O'HEHIR	45	21.42
Christine GRIFFITHS	49	6.18.18	Julie RUSSELL	46	21.48
Heather JOHNSTONE	54	6.28.35	Christine GRIFFITHS	49	22.10
Melva BLACK	51	6.29.77	Les CATIONS	40	22.49
Carol RYAN	53	6.53.53	Val MCLEOD	51	23.02
200 METRES Heat 1			Peter BLACK	52	23.03
Paul SKIPPER	30	25.17	Heather JOHNSTONE	54	23.27
Gerard ADRIAN	38	26.44	Melva BLACK	51	24.06
Keith MOODY	54	28.24	Carol RYAN	53	27.38
Tino FULGENZI	49	32.12	8 KM		
Heat 2			Ray HARBERT	59	37.24
Joe RIZZO	21	27.90	10 KM		
Kuan KAN	40	28.60	Ian GAINNEY W/C	45	34.14
Colin HEYWOOD	43	30.17	Patrick KELLY	18	38.46
John MERORY	52	33.62	Guido SMOGLIAN	43	41.23
Rod BAYLEY	52	38.50	Mal BROWN	57	42.49
Heat 3			Wasył DROSDOWSKY	47	47.31
Ian MCLEOD	53	31.67	Bill RYAN	57	50.43
Guido SMOGLIAN	43	32.37	Liz MITCHELL	54	58.18
Ian MORGAN	52	37.66			
Brian JOHNSTONE	59	38.16	23.6.98		
Heat 4			90 METRES		
Don WARDEN	74	37.53	Paul SKIPPER	30	11.02
John POCOCK	55	37.75	Kuan KAN	40	11.89
John PEACOCK	61	39.37	Denise HARDMAN	48	14.60
Christine GRIFFITHS	49	39.86	Bryan KELLY	50	15.85
Val MCLEOD	51	50.46	Christine GRIFFITHS	49	16.38
2 KM			Alison DROSDOWSKY	Inv.	16.60
Mike BOYLEN	58	7.10			
John MERORY	56	7.35			
Rod BAYLEY	52	7.45			
Ian MORGAN	52	8.27			
Gerard ADRIAN	38	8.42			

RESULTS FROM COLLINGWOOD VENUE

23.6.98.

800 METRE HANDICAP		Time	H'Cap	Actual Time
Tony MIOLA	48	3.53.65	.54	2.59.65
Brian JOHNSTONE	59	4.00.00	1.00	3.00.00
Richard HEYWOOD	Inv.	4.04.24	.55	3.09.24
Denise HARDMAN	48	4.08.00	1.02	3.06.00
Mario MUSCAT	44	4.09.25	1.04	3.05.25
Heather JOHNSTONE	54	4.09.65	.10	3.59.65
Bryan KELLY	50	4.10.55	1.10	3.00.55
Paul SKIPPER	30	4.12.00	1.55	2.17.00
Bruce GIBBS	49	4.14.82	1.16	2.58.82
Trevor MARSH	50	4.15.35	1.42	2.33.35
Carol RYAN	53	4.15.95	-	4.15.95
Colin HEYWOOD	43	4.17.26	1.50	2.27.26
Len HALLETT	48	4.17.50	1.14	3.03.50
Keith MOODY	54	4.18.05	1.52	2.26.05
Ken DUXBURY	44	4.19.48	1.50	2.29.48
Graeme PAUL	44	4.20.05	1.34	2.46.05
Ian MCLEOD	53	4.20.45	1.40	2.40.45
Patrick KELLY	18	4.22.20	1.54	2.28.20
Wasył DROSDOWSKY	47	4.22.32	1.30	2.52.32
Kuan KAN	40	4.22.32	1.45	2.37.32
Christine GRIFFITHS	49	4.31.00	.30	4.01.00
Sheila MEYER	42	4.33.02	-	4.33.02
Ian GAINNEY W/C	45	4.34.38	1.58	2.36.38
Tino FULGENZI	49	4.44.90	1.35	3.09.90

300 METRES		8 KM				
Paul SKIPPER	30	41.05	Ian GAINNEY W/C	45	30.0	
Gerard ADRIAN	38	41.90	Graeme PAUL	44	32.1	
Keith MOODY	54	46.79	John PEACOCK	61	35.0	
Kuan KAN	40	47.08	30.6.98			
Richard HEYWOOD	Inv.	58.82	<u>110 METRES - Heat 1</u>			
Bryan KELLY	50	1.00.00	Paul SKIPPER	30	13.3	
John PEACOCK	61	1.01.76	Gerard ADRIAN	35	14.3	
<u>4 KM</u>						
Patrick KELLY	18	14.46	Joe BRIZZI	21	14.3	
Trevor MARSH	50	15.16	Patrick KELLY	18	14.6	
Ted PAULIN	60	15.19	Keith MOODY	54	15.1	
Keith LODGE	67	16.12	<u>Heat 2</u>			
Guido SMOGLIAN	43	16.32	Michael PRIME	26	15.9	
Gary BELL	44	16.48	Bill RYAN	57	17.8	
Denis HOLDEN	45	17.09	Liz MITCHELL	54	19.2	
Bryan KELLY	50	17.36	Brian JOHNSTONE	59	19.5	
Ray HARBERT	59	17.52	John MITCHELL	56	19.8	
Ian MORGAN	52	17.57	Christine GRIFFITHS	49	20.2	
Leo JONES	58	18.02	Bryan KELLY	50	20.6	
Brian JOHNSTONE	59	18.06	<u>1500 METRES</u>			
Ron YOUNG	67	18.30	Paul SKIPPER	30	4.44	
Len HALLETT	48	18.36	Ken DUXBURY	44	4.53	
Wasył DROSDOWSKY	47	18.40	Colin HEYWOOD	43	4.59	
Tony MIOLA	48	18.49	Bary BOYD	54	5.26	
Bruce GIBBS	49	18.51	Wasył DROSDOWSKY	47	5.52	
Tino FULGENZI	49	18.53	Keith MOODY	54	5.52	
Bill RYAN	57	19.06	Bruce GIBBS	49	6.00	
Gerard ADRIAN	38	19.07	John PEACOCK	61	6.03	
Denise HARDMAN	48	19.21	Tony MIOLA	48	6.12	
Lynley MARSH	47	21.21	Tino FULGENZI	49	6.17	
Mario MUSCAT	44	22.50	John MITCHELL	56	6.17	
Colin HEYWOOD	43	23.30	Sheila MEYER	42	9.00	
Christine GRIFFITHS	49	23.45	<u>200 METRES - Heat 1</u>			
			Paul SKIPPER	30	25.9	
			Gerard ADRIAN	38	26.6	

Walk

RESULTS FROM COLLINGWOOD VENUE

30.6.98

Heat 1 - Continued		ONE MILE - Continued				
Keith MOODY	54	27.96	John PEACOCK	61	6.29.86	
Joe BRIZZI	21	31.78	John MITCHELL	51	6.47.42	
<u>Heat 2</u>						
Michael PRIME	26	31.07	Bryan KELLY	50	6.59.80	
Bill RYAN	57	34.73	Denise HARDMAN	48	7.07.27	
Westly WINDSOR	53	35.58	Richard HEYWOOD	Inv.	7.32.87	
Brian JOHNSTONE	59	36.93	<u>2000 METRES</u>			
John MITCHELL	56	37.27	Patrick KELLY	Inv.	7.07	
Christine GRIFFITHS	49	40.09	Keith LODGE	67	7.49	
<u>3KM</u>						
Patrick KELLY	18	10.36	Rod BAYLEY	52	7.51	
Gerard ADRIAN	38	11.24	Paul BAN	43	7.54	
Denise HARDMAN	48	11.53	John PEACOCK	61	7.56	
Denny MARTIN	50	13.10	Ian MCLEOD	53	8.32	
Wasył DROSDOWSKY	47	13.21	Gerard ADRIAN	38	8.42	
Tony MIOLA	48	13.25	Wasył DROSDOWSKY	47	8.46	
Tino FULGENZI	49	13.29	Tino FULGENZI	49	8.56	
Bruce GIBBS	49	13.59	Ray HARBERT	59	9.06	
Ron YOUNG	67	13.59	John MITCHELL	51	9.13	
Clyde RIDDOCH	44	14.55	Clyde RIDDOCH W	44	9.25	
Lynley MARSH	47	14.57	Denise HARDMAN	48	9.27	
Colin HEYWOOD	43	15.33	Mario MUSCAT	44	9.33	
Peter BLACK	52	16.52	Richard HEYWOOD	Jnr	10.19	
Carol RYAN	54	19.59	Colin HEYWOOD	43	10.21	
Christine GRIFFITHS	49	21.57	Don WARDEN	74	12.44	
<u>5KM</u>						
Barry BOYD	54	18.50	Christine GRIFFITHS	49	14.59	
Paul BAN	43	19.12	<u>4000 METRES</u>			
Graeme PAUL	44	19.30	John EVANS	26	17.30	
Keith LODGE	67	19.53	Les CATIONS	40	23.07	
George RENNIE	56	20.05	<u>8000 METRES</u>			
Westly WINDSOR	54	20.18	Ian GAINNEY W/C	45	30.28	
John PEACOCK	61	21.13	Barry BOYD	54	30.51	
Trevor MARSH	50	21.20	Graeme PAUL	44	32.13	
Gary BELL	44	21.29	John POCOCK	55	33.16	
Ray HARBERT	59	21.47	Mal BROWN	57	34.38	
Nick NIKOLIC		22.17	Garry BELL	44	35.30	
Brian JOHNSTONE	59	23.03	Westly WINDSOR	54	36.05	
John MITCHELL	56	23.17	Bryan KELLY	50	38.12	
Bill RYAN	57	25.48	Heather MCBRIDE	47	39.42	
Liz MITCHELL	54	27.01	<u>12 LAPS</u>			
<u>7.7.98</u>						
<u>90 METRES - Heat 1</u>						
Paul SKIPPER	30	10.90	John HERBSTREET	46	26.13	
Gerard ADRIAN	38	11.46	<u>19 LAPS</u>			
Kuan KAN	40	11.60	Jorge TORRICO	50	33.08	
Herbie	46	15.55	<u>14.7.98</u>			
<u>Heat 2</u>						
Bryan KELLY	50	15.35	<u>90 METRES - Heat 1</u>			
Don WARDEN	74	15.63	Paul SKIPPER	30	10.97	
Christine GRIFFITHS	49	16.19	Patrick KELLY	20	11.27	
<u>ONE MILE</u>						
Paul SKIPPER	30	5.07.35	Gerard ADRIAN	38	11.71	
Ken DUXBURY	44	5.15.29	Kuan KAN	40	11.82	
Patrick KELLY	18	5.17.30	Joe BRIZZI	21	11.97	
Colin HEYWOOD	43	5.24.09	Michael PRIME	26	13.37	
Paul BAN	43	5.31.38	<u>Heat 2</u>			
Barry BOYD	54	5.44.61	Mike DAWKINS	36	14.52	
Keith MOODY	54	5.45.27	Richard HEYWOOD	Junr	14.90	
Keith LODGE	67	6.11.47	Bryan KELLY	50	16.93	
			<u>800 METRES</u>			
			Patrick KELLY	20	2.21.90	
			Paul BAN	43	2.23.00	
			Ken DUXBURY	44	2.24.00	



RESULTS FROM COLLINGWOOD VENUE

7.7.87		Estimate	Difference
<u>400 METRES - Heat 1</u>			
Patrick KELLY	Inv. 57.25	57.0	.25
Paul SKIPPER	30 58.28	59.0	.72
Gerard ADRIAN	38 58.92	58.5	.42
Kuan KAN	40 61.12	70.1	9.02
Paul BAN	43 65.66	64.7	.96
Colin HEYWOOD	43 66.08	65.3	.78
<u>Heat 2</u>			
Ian MCLEOD	53 64.05	70.5	6.45
Wasył DROSDOWSKY	47 65.46	68.5	3.04
Graeme PAUL	44 71.72	71.5	.22
Mario MUSCAT	44 77.00	77.5	.50
Tino FULGENZI	49 77.60	78.6	1.00
Barry BOYD	54 88.93	82.8	6.13
<u>Heat 3</u>			
Denise HARDMAN	48 79.08	80.5	1.42
Peter JOHNSTONE	61 79.63	85.4	5.77
Richard HEYWOOD	Jnr 82.42	80.3	2.12
Bryan KELLY	50 88.26	89.0	.74
Christine GRIFFITHS	49 D.N.F	96.10	-
<u>Heat 4</u>			
John PEACOCK	61 82.82	83.50	.68
Herbie	46 84.41	90.00	5.59
Don WARDEN	74 98.19	88.00	10.19
Sheila MEYER	42 2.04.38	2.08.00	3.62

14.7.98	
<u>800 METRES - Continued</u>	
Colin HEYWOOD	44 2.26.56
Gerard ADRIAN	38 2.36.65
Westly WINDSOR	54 2.41.70
Ian MCLEOD	53 2.42.99
Barry BOYD	54 2.45.27
Keith LODGE	67 2.47.11
Wasył DROSDOWSKY	47 2.51.02
Mike DAWKINS	36 2.55.42
Mal BROWN	57 2.57.46
John PEACOCK	62 2.59.27
Jonathon PIETSCH	40 3.01.36
Tino FULGENZI	49 3.08.24
Bryan KELLY	50 3.15.52
Mario MUSCAT	44 3.18.68

<u>200 METRES - Heat 1</u>	
Paul SKIPPER	30 24.89
Kuan KAN	40 27.41
Gerard ADRIAN	38 27.81
Joe BRIZZI	21 30.45
Michael PRIME	26 31.86
<u>Heat 2</u>	
Mike DAWKINS	36 34.70
Richard HEYWOOD	Jnr 35.74
Bryan KELLY	50 39.99
Allison DROSDOWSKY	Jnr. 41.45
<u>4000 METRES</u>	
Colin HEYWOOD	44 14.22
Trevor MARSH	50 14.28
Paul BAN	43 14.58
Graeme PAUL	44 15.28
Keith LODGE	67 15.31
Westly WINDSOR	54 16.09

4000 METRES - Continued	
Rod BAYLEY	52 16.25
John PEACOCK	62 16.28
Mal BROWN	57 16.51
Jonathon PIETSCH	40 17.02
Ian MCLEOD	53 17.26
Wasył DROSDOWSKY	47 18.16
Tino FULGENZI	49 18.51
MARIO MUSCAT	44 19.36
Richard HEYWOOD	Jnr 21.16
<u>6000 METRES</u>	
Ian GAINNEY W/C	45 19.24
Barry BOYD	54 23.09
Garry BELL	44 25.32
Bryan KELLY	50 28.15
21.7.98	
<u>120 METRES</u>	
Paul SKINNER	30 14.33
Kuan KAN	40 15.30
Bryan KELLY	50 21.02
Don WARDEN	74 21.03
Alison DROSDOWSKY	Inv. 22.05
<u>1600 METRES</u>	
Ian GAINNEY W/C	45 5.19
Didier MARTIN	42 5.35
Barry BOYD	54 5.35
Gerard ADRIAN	38 5.37
John PEACOCK	62 6.20
Bruce GIBBS	49 6.24
Guido SMOGLIAN	43 6.25
Mal BROWN	57 6.33
Alan FRIDAY	51 6.43
Peter JOHNSTONE	61 7.07
Bryan KELLY	50 7.11

ALTONA VETERANS RESULTS.

Sunday 5 <sup>th</sup> July 1998	
Brimbank Park Run	
<u>9.0 km.</u>	
Gordon BURROWES	62 64.55
<u>7.5 km</u>	
Cathy ORELLI	36 35.17
<u>5.5 km.</u>	
Lois JONES	59 32.52
Jack MACGLASHAN	67 36.13
Leslie GILLESPIE	Inv 40.19
<u>5.0 km.</u>	
Les JARRY	69 38.15
<u>4.0 km.</u>	
Alan BARLING	66 31.10
<u>3.5 km.</u>	
Beryl BURROWES	62 50.06
Harry PRESTON	87 50.06

Sunday 12 <sup>th</sup> July 1998	
West Gate Park Run	
<u>9.9 km.</u>	
Stan BELCHER	55 42.32
<u>6.6 km.</u>	
Cathy ORELLI	36 30.10
<u>5.5 km.</u>	
Graeme MURFETT	57 26.09
Lois JONES	59 28.19
Les JARRY	69 30.32
Jack MACGLASHAN	67 32.10
Heather MURFETT	57 33.08
Gordon BURROWES	62 37.37
<u>3.3 km.</u>	
Peter BUISSINK	39 17.45
Lorraine WOODMAN	61 17.58
Alan BARLING	66 22.22
<u>3.0 km.</u>	
Pat MACGLASHAN	63 44.50
Beryl BURROWES	63 44.55
Harry PRESTON	87 44.55

Sunday 19 <sup>th</sup> July 1998	
Altona Ford Run from Dicken's	
<u>7.4 km.</u>	
Cathy ORELLI	36 33.56
Graeme MURFETT	57 36.45
Les JARRY	69 37.00
Lois JONES	59 37.37
Heather MURFETT	57 42.10
Jack MACGLASHAN	67 43.21
Gordon BURROWES	62 48.56
<u>4.7 km</u>	
Harry PRESTON	87 57.17
Beryl BURROWES	63 57.17
<u>4.1 km.</u>	
Lorraine WOODMAN	61 24.32
Michael ORELLI	54 24.32
Alan BARLING	66 25.54
Leslie GILLESPIE	Inv 28.16
Barbara DICKENS	56 29.13

Sunday 26 <sup>th</sup> July 1998	
Eastern Park, Geelong Run	
<u>9.6 km.</u>	
Stan BELCHER	55 40.10
<u>7.2 km.</u>	
Les JARRY	69 35.08
Lois JONES	59 35.48
<u>4.8 km.</u>	
Cathy ORELLI	36 19.59
Graeme MURFETT	57 22.30
Heather MURFETT	57 25.46
Jack MACGLASHAN	67 27.13
<u>2.4 km.</u>	
Michael ORELLI	54 11.07
Harry PRESTON	87 27.17
Gordon BURROWES also ran from Limeburners Bay to Eastern Park, but could not find the rest of the group on finishing. No time was taken and no distance recorded.	

## KNOX RESULTS FOR JUNE

3RD OF JUNE									
1200MTS					200 MTS			45 MIN 3X3 RELAY	
NAME	AGE	TIME			NAME	AGE	TIME	NAME	DISTANCE
1 RICK ATKINS	37	3.47 MIN			1 CHARLIE GRIFFIN	34	26.06 MIN	TEAM 1	
2 SHAUN EXTON	38	3.49 MIN			2 NEVILLE SMITH	39	27.72 MIN	SHAUN EXTON	
3 PAUL TWINING	48	3.56 MIN			3 CHRIS CALAMATTA	45	28.55 MIN	ANNE McPHERSON	29 LAPS 250 MTS
4 BRIAN MEE	60	4.02 MIN			4 BRIAN MEE	60	29.67 MIN	GLENN CLAIKEN	
5 GARY STEWART	52	4.03 MIN PB			5 KEVIN McLAUGHLAN	54	35.83 MIN		
6 DAVID WEAR	51	4.12 MIN						TEAM 2	
7 GLENN CLAIKEN	44	4.17 MIN						CHRIS CALAMATTA	
8 DAVE LEVERSHA	45	4.20 MIN			45 MIN 3X3 RELAY			LYN LEVERSHA	30 LAPS 190 MTS
9 IVAN ANDRIC	41	4.21 MIN			TEAM 3			GARY STEWART	
10 CHAS McRAE	65	4.49 MIN			MILAN STANIVIC				
11 GERRY CLARKE	42	4.57 MIN			DAVE LEVERSHA				29 LAPS 290 MT
12 GRAHAM WHITE	52	5.04 MIN			GRAHAM WHITE				
13 NEVILLE SMITH	39	5.05 MIN							
14 ANNE McPHERSON	41	5.14 MIN			TEAM 4			TEAM 5	
15 JOCK CRAVANA	60	5.15 MIN			RICK ATKINS			PHIL TWINING	
					DAVID WEAR			TOM BOYD	
					PETER DUMASIUS			IAN UREN	
10 TH OF JUNE									
1000 MTS									
NAME	AGE	TIME			NAME	AGE	TIME		
1 RICK ATKINS	37	3.04 MIN			TEAM 6			TEAM 7	
2 PHIL TWINING	38	3.11 MIN			PAUL TWINING			PETER LEGET	
3 TOM BOYD	33	3.15 MIN			TRACY FINNERTY			GRAHAM LETICQ	
4 BRIAN MEE	60	3.16 MIN			BRIAN MEE			CHAS McRAE	
5 CHRIS CALAMATTA	45	3.21 MIN			TEAM 8				
6 GLENN CLAIKEN	44	3.25 MIN			BRAD CURTIS			30 LAPS 180 MTS	
7 IVAN ANDRIC	41	3.27 MIN			DAVID ROLF			TEAM 3	
8 DAVID WEAR	51	3.28 MIN			GERRY CLARKE			PHIL TWINING	
9 NEVILLE SMITH	39	3.48 MIN			10 TH OF JUNE CONT			SHAUN CALAMATTA	
10 CHAS McRAE	65	3.53 MIN			3 X400MTS			CHRIS CALAMATTA	
11 GRAHAM WHITE	52	3.59 MIN			TEAM1			TIME	
12 GARY STEWART	53	4.01 MIN			RICK ATKINS			TEAM 2	
13 JOCK CRAVANA	60	4.20 MIN			GARY STEWART			COLIN PAGE	
14 TRISH CORLESS	35	4.54 MIN			JOHN GREEN			NEVILLE SMITH	
15 KEVIN McLAUGHLAN	54	4.54 MIN						TOM BOYD	

10-20-30 MIN T/T														
NAME	AGE	TIME	DISTANCE		NAME	AGE	TIME	DISTANCE						
1 KEVIN McLAUGHLAN	54	10 MIN	5 LAPS		11 JOCK CRAVANA	60	30 MIN	15 LAPS 175 MTS						
2 JOHN GREEN	53	10 MIN	5 LAPS 110		12 ANNE McPHERSON	41	30 MIN	16 LAPS 300 M TS						
3 CHAS McRAE	65		11 LAPS		13 DAVID BLACK	42	30 MIN	20 LAPS 80 MTS						
4 BRIAN MEE	60		12 LAPS 250		14 GLENN CLAIKEN	44	30 MIN	19 LAPS 20MTS						
5 COLIN PAGE		20 MIN	13 LAPS 300		15 SHAUN EXTON	38	30 MIN	19 LAPS 100 MTS						
6 NEVILLE SMITH	39	20 MIN	9 LAPS 300		16 GARY STEWART	53	30 MIN	19 LAPS 120 MTS						
7 DAVID WEAR	51	20 MIN	12 LAPS 220		17 ROB DREW	44	30 MIN	15 LAPS 175 MTS						
8 DES CLANCY	48	20 MIN	11 LAPS		18 TOM BOYD	33	30 MIN	18 LAPS 40 MTS						
9 PAUL TWINING	47	28.21.21 PB	8 KLM		19 RICK ATKINS	37	30 MIN	17 LAPS 350 MTS						
10 IVAN ANDRIC	41	30 MIN	16LAPS 300		20 PETER NOORDHOFF	41	30 MIN	20 LAPS 80 MTS						
17 TH OF JUNE														
TROPHY NIGHT														
1500 MT H/C					400 MT EST TIME					35 MIN EST DIST				
NAME	AGE	H/CAP	TIME	HEAT ONE	EST TIME	NAME	AG	EST DISTANCE	ACTUAL DISTANCE					
1 GARY STEWART	50	130 SEC	7.6 MIN ***	1 JOHN GREEN	51 74 SEC 76 SEC	DAVE LEVERSHA		8200 MTS	8290 MTS					
2 PAUL TWINING	48	160 SEC	7.18 MIN	2 GARY STEWART	52 80 SEC 77 SEC	LYN LEVERSHA		7500 mts	7950 MTS					
3 PHIL TWINING	38	140 SEC	7.28 MIN	3 DES CLANCY	48 77 SEC 79 SEC	ANNE McPHERSON		7200 MTS	7470 MTS					
4 TOM BOYD	33	140 SEC	7.3 MIN	4 KEVIN McLAUGHLAN	54 84 SEC 90 SEC	TOM BOYD		8800 MTS	8795 MTS					
5 JOHN GREEN	51	90 SEC	7.3 MIN			MILAN STANISIC		8800 MTS	8510 MTS					
6 DAVID WEAR	52	125 SEC	7.34 MIN			NEVILLE SMITH		6800 MTS	7100 MTS					
7 RICK ATKINS	37	158 SEC	7.38 MIN	HEAT TWO		DAVID WEAR		8400 MTS	8120 MTS					
8 DES CLANCY	48	140 SEC	7.39 MIN	1 SHAUN CALAMATTA	INV 61 SEC 60 SEC	ROB DREW		7000 MTS	7110 MTS					
9 NEVILLE SMITH	39	115 SEC	7.41 MIN	2 CHRIS CALAMATTA	45 64 SEC 64.1 SEC	RICK ATKINS		9600 MTS	9450 MTS					
10 GLENN CLAIKEN	44	130 SEC	7.42 MIN	3 NEVILLE SMITH	39 67 SEC 65 SEC	GARY STEWART		8000 MTS	8130 MTS					
11 KEVIN McLAUGHLAN	54	40 SEC	7.55 MIN	4 RICK ATKINS	37 64 SEC 66 SEC	GRAEME LETICQ		10 KLMS	35.56 MINS					
12 CHRIS CALAMATTA	45	125 SEC	7.56 MIN	5 TOM BOYD	33 67 SEC 67.9 SEC	PAUL TWINING		9600 MTS	9720 MTS					
13 LYN LEVERSHA	45	95 SEC	7.57 MIN	6 PHIL TWINING	38 70 SEC 70.2 SEC	*** TROPHY WINNER **** TOM BOYD								
1 DAVE LEVERSHA	45	135 SEC	8.01 MIN	7 REBECCA W/CHAIR	INV 89 SEC									
*** TROPHY WINNER GARY STEWART***					*** TROPHY WINNER CHRIS CALAMATTA***									

JUNE EVENTS FOR THE WK OF THE 24TH

300 MTS

NAME	AGE	TIME
CHARLIE GRIFFIN	34	42.4 MIN
PHIL TWINING	38	49.9 MIN
DAVID MURRIHAY	40	51.1 MIN

2-4-6 KM

NAME	AGE	DISTANCE	TIME
PHIL TWINING	38	2 KLM	7:17 MIN
JOHN GREEN	53	2 KLM	9.30 MIN
CHAS McRAE	65	2 KLM	9.30.63 MIN
SHAUN EXTON	38	4 KLM	14.33 MIN
GARY STEWART	52	4 KLM	14.40 MIN
DAVE SOMMERS	40	4 KLM	14.53 MIN
DES CLANCY	48	4 KLM	14.54 MIN
DAVE BLACK	42	4 KLM	14.59 MIN
CHRIS CALAMATTA	45	4 KLM	15.34 MIN
SHAUN CALAMATTA	INV	4 KLM	15.35 MIN
LYN LEVERSHA	45	4 KLM	16.11 MIN
DAVID NOBBS	58	4 KLM	17.46 MIN
ANNE McPHERSON	41	4 KLM	18.22 MIN
RON MILSOME	51	4 KLM	18.23 MIN
PAUL TWINING	48	6 KLM	19.43 MIN
GRAEME LETICQ	43	6 KLM	21.25 MIN
PETER NOORDOFF	41	6 KLM	21.58 MIN
GLENN CLAUDEN	44	6 KLM	23.49 MIN
DAVID ROLFE	52	6 KLM	23.53 MIN
DAVE LEVERSHA	45	6 KLM	25.07 MIN
RICK ATKINS	37	16 LAPS	25.21 MIN
DAVID MURRIHY	40	6 KLM	25.45 MIN
TOM BOYD	33	16 LAPS	25.52 MIN
GRAHAM WHITE	52	6 KLM	26.46 MIN
PETER LEGET	64	6 KLM	27.36 MIN

800 MTS

NAME	AGE	TIME
1 DAVID MURRIHAY	40	2.26 MIN
2 CHRIS CALAMATTA	45	2.28 MIN
3 RICK ATKINS	37	2.33 MIN
4 PHIL TWINING	37	2.36 MIN
5 TOM BOYD	32	2.37 MIN
6 SHAUN EXTON	38	2.44 MIN
7 GLENN CLAUDEN	44	2.47 MIN
8 GARY STEWART	52	2.54 MIN
9 DAVID LEVERSHA	45	2.58 MIN
10 JOHN GREEN	53	3.02 MIN
11 CHAS McRAE	65	3.04 MIN

KNOXS

EVENTS FOR THE MONTH OF JULY

1600 MTS 1ST OF JULY

NAME	AGE	TIME
1 RICK ATKINS	37	5.30 MIN
2 PHIL TWINING	38	5.35 MIN
3 GLENN CLAUDEN	44	5.46 MIN
4 IAN UREN	47	6.25 MIN
5 GERRY CLARKE	60	6.27 MIN

200 MTS

PHIL TWINING	38	32.18 MIN
KEVIN McLAUGHLAN	54	38.61 MIN

3-5 KLM

NAME	AGE	DISTANCE	TIME
DAVE SOMMERS	40	3 KLM	10.39 MIN
GEORGE SIMIONS	62	5 1/2 LAPS	12.41 MIN
MARK LEONARD	37	3 KLM	13.19 MIN
RON MILSOME	51	3 KLM	13.33 MIN
JOHN GREEN	53	3 KLM	13.44 MIN
KEVIN McLAUGHLAN	54	3 KLM	15.41 MIN
PAUL TWINING	48	5 KLM	17.04 MIN
PETER NOORDOFF	41	5 KLM	17.50 MIN
BRIAN MEE	60	5 KLM	19.30 MIN
PHIL TWINING	38	5 KLM	19.32 MIN
GLENN CLAUDEN	44	5 KLM	19.39 MIN

600 MTS 8TH OF JULY

1 SHAUN CALAMATTA	INV	1.36.62
2 DAVID MURRIHY	40	1.39.98
3 PAUL TWINNING	48	1.41.26
4 CHRIS CALAMATTA	45	1.42.18
5 PHIL TWINNING		1.52.11
6 GARY STEWART	52	2.00.13
7 IVAN ANDRIC	41	2.10.10
8 GERRY CLARKE	60	2.18.56

300MTS

CHRIS CALAMATTA	45	46.36 SEC
-----------------	----	-----------

DAVID WEAR	51	5 KLM	20.40 MIN
IAN UREN	47	5 KLM	21.16 MIN
DAVID NOBB	58	5 KLM	21.32 MIN
ANNE McPHERSON	41	5 KLM	22.34 MIN
GERRY CLARKE	60	5 KLM	24.56 MIN
TOM BOYD	33	50 LAPS	91 MIN
RICK ATKINS	37	50 LAPS	91 MIN

15MIN - 25MIN T/T

NAME	AGE	TIME	DIS	LYN LEVERSHA	45	25 MIN	14 L 2 MTS
SHAUN EXTON	38	15 MIN	10 L 40 MTS	DAVID LEVERSHA	45	25 MIN	14L 380 MTS
BRIAN MEE	60	15 MIN	9 L 30 MTS	GRAEME LETICQ	43	25 MIN	15 L 210 MTS
PAUL TWINNING	48	15 MIN	10 L 2 MTS	DES CLANCY	48	25 MIN	14 L 70 MTS
IVAN ANDRIC	41	15 MIN	8 L 150 MTS	DAVID ROLFE	52	25 MIN	15 L 70 MTS
GEORGE SIMION	63	15 MIN	6 L 200MTS	ROB DREW	44	20 MIN	9 L 200 MTS
ANNE McPHERSON	41	25 MIN	12 L 350 MTS	GERRY CLARKE	60	18.59 MIN	10 LAPS
GARY STEWART	52	25 MIN	15 L 70 MTS	PHIL TWINNING	38	25 MIN	15 LAPS
GLENN CLAUDEN	44	15 MIN	9 L 190 MTS				
DAVID MURRIHY	40	15MIN	9 L 100 MTS				
GRAHAM WHITE	52	25 MIN	12 L 350 MTS				

1200 MT NOT				JULY CONT 15TH TROPHY NIGHT			
NAME	AGE	NOT	ACT TIME				
1 RICK ATKINS	37	4.00 MIN	3.42.70				
2 PAUL TWINING	47	3.44 MIN	3.43.25				
3 SHAUN EXTON	38	3.54 MIN	3.50.66	1	PETER LEGET	64	75 SEC EST DIST
4 GRAEME LETICQ	43	3.51 MIN	3.53.77	2	SHAUN EXTON	38	350 MTS
5 TOM BOYD	33	4.25 MIN	4.05.76	3	KEVIN McLAUGHLAN	54	450 MTS
6 BRIAN MEE	60	4.00 MIN	4.09.39	4	PHIL TWINING	37	300 MTS
7 DAVID WEAR	51	4.30 MIN	4.13.41	5	GARY STEWART	52	400 MTS
8 GLENN CLAUDEN	44	4.15 MIN	4.15.98	6	GERRY CLARKE	63	350 MTS
9 IVAN ANDRIC	41	4.20 MIN	4.23.69				370 MTS
10 GARY STEWART	52	4.30 MIN	4.24.48				400 MTS
11 PHIL TWINING	37	5.00 MIN	4.27.09		**** TROPHY WINNER PETER LEGET		
12 GERRY CLARKE	63	4.45 MIN	4.48.06				
13 GRAHAM WHITE	52		5.26.11				
14 LYN LEVERSHA	45	7.02 MIN	5.30.8				
15 DAVE LEVERSHA	46	5.58 MIN	5.33.73				
****TROPHY WINNER PAUL TWINING***							
10 LAP SPRIAL H/C				*** TROPHY WINNER LYN LEVERSHA			
NAME	AGE	H/C TIME	FINISH TIME				
1 LYN LEVERSHA	45	3.40 MIN	21.21 MIN				
2 DAVID WEAR	52	5.35 MIN	21.57 MIN				
3 PETER LEGET	64	3.35 MIN	21.59 MIN				
4 IVAN ANDRIC	41	4.40 MIN	22.09 MIN				
5 ANNE McPHERSON	41	3.35 MIN	22.12 MIN				PB
6 BRIAN MEE	60	6.15 MIN	22.15 MIN				
7 GERRY CLARKE	63	2.45 MIN	22.22 MIN				
8 GRAHAM WHITE	52	3.35 MIN	22.34 MIN				
9 DAVID SOMERS	40	7.00 MIN	22.38 MIN				
10 PHIL TWINING	38	7.00 MIN	22.51 MIN				
11 TOM BOYD	33	7.00 MIN	23.00 MIN				
12 GLENN CLAUDEN	44	6.30 MIN	23.02 MIN				
13 DAVE LEVERSHA	44	7.10 MIN	23.07 MIN				
14 PAUL TWINING	48	8.35 MIN	23.24 MIN				
15 GRAEME LETICQ	43	8.30 MIN	23.29 MIN				
16 GARY STEWART	53	7.50 MIN	23.35 MIN				
17 BRAD CURTIS	34	7.45 MIN	24.53 MIN				
18 ROB DREW	44	8.05 MIN	28.47 MIN				

22 ND JULY			
EVENT 2KLM	AGE	TIME	
1 SHAUN EXTON	38	6.42 MIN	PB
2 PHIL TWINING	38	7.01 MIN	PB
3 DAVID LEVERSHA	46	7.21 MIN	
4 GLEN CLAUDEN	44	7.27 MIN	
5 IVAN ANDRIC	41	7.56 MIN	
6 DARYLPETERSEN	47	8.23 MIN	
7 LYN LEVERSHA	45	8.56 MIN	

29 TH JULY CONT			
NAME	AGE	DIS	TIME
GEORGE SIMONS	63	6 LAPS	13.11 MIN
BRAD CURTIS	34	4 KLM	17.08 MIN
DARYL PETERSEN	47	4 KLM	17.55 MIN
PETER NORDOFF	41	6 KLM	22.16 MIN
PHIL TWINING	38	6 KLM	23.58 MIN
IVAN ANDRIC	41	6 KLM	26.14 MIN
ANNE McPHERSON	41	6 KLM	27.23 MIN
TOM BOYD	33	8 KLM	31.32 MIN
PAUL TWINING	48	10 KLM	36.17 MIN
GRAEME LETICQ	43	10 KLM	37.25 MIN
ROB DREW	44	10 KLM	39.51 MIN
GARY STEWART	52	10 KLM	39.54 MIN
GLENN CLAUDEN	44	10 KLM	40.22 MIN
DAVID ROLFE	52	10 KLM	42.04 MIN
PETER LEGET	64	10 KLM	45.24 MIN

### 22ND JULY CONT

#### EVENT 3-5-7 KLM

NAME	AGE	DIST	TIME
PHIL TWINING	38	3KLM	11.03.70 PB
GEORGE SIMONS	63	3KLM	17.22.53
GRAEME LETICQ	42	5KLM	18.05.39
PETER NORDOFF	41	5KLM	18.28.54
GARY STEWART	52	5KLM	19.03 MIN
BRAD CURTIS	34	5KLM	19.31 MIN
DAVID LEVERSHA	46	5KLM	19.34 MIN
GLEN CLAUDEN	44	5KLM	19.56 MIN
DAVID WEAR	51	5KLM	20.18 MIN
SHAUN EXTON	38	5KLM	20.51 MIN
PETER LEGET	64	5KLM	21.49 MIN
TOM BOYD	33	5KLM	23.58 MIN

#### 29TH JULY

800MT EVENT	AGE	TIME
1 PHI LTWINING	38	2.33.55
2 PAUL TWINING	48	2.35.11
3 GARY STEWART	52	2.41.35
4 GLENNCLAIDEN	44	2.48.49
5 IVAN ANDRIC	41	3.03.27
6 TOM BOYD	33	3.05.81

400MT EVENT	AGE	TIME
PHIL TWINING	38	63.5 SEC
GARY STEWART	52	69.5 SEC

NAME	AGE	DIST	TIME
RON MILSOME	51	5 KLM	24.09 MIN
LYN LEVERSHA	45	5 KLM	24.22 MIN
ROB DREW	44	5 KLM	24.56 MIN
PAUL TWINING	48	7 KLM	25.43 MIN
DAVID ROLFE	52	7 KLM	28.48 MIN
IVAN ANDRIC	41	7KLM	32.55 MIN

RESULTS FROM DONCASTER VENUE - JULY 1998

100 METRE SPRINT 1.7.1998

1 Keith HOWDEN	52	12.7
2 Phil ROSEVEAR	48	13.5
3 Alan SINCLAIR	48	14.2
4 Jim SHAND	60	14.2
5 June REEVES	53	14.8

400 METRE HANDICAP 1.7.1998

	Clock	Actual
1 Keith HOWDEN	52	76.8 57.8
2 Alan SINCLAIR	48	77.4 59.4
2 Neil SALVANO	46	77.4 77.4
4 Jim SHAND	60	78.7 67.7
5 June REEVES	53	79.7 74.7
6 Phil ROSEVEAR	48	84.0 72.0

2KM RUN 1.7.1998

1 Stuart WHITE	26	6.46
2 Neil SALVANO	46	7.55
3 Peter BATTRICK	55	10.33

70 METRE SPRINT 8.7.1998

1 Ben PHILLIPS	24	8.6
2 Phil ROSEVEAR	48	9.3
3 Alan SINCLAIR	48	9.7
4 Graeme ROSE	54	10.1
5 Keith HOWDEN	52	10.4
6 Kathy SKULTETY	56	12.1

200 METRE SPRINT 8.7.1998

Heat 1:

1 Keith HOWDEN	52	24.9
2 Ben PHILLIPS	24	25.3
3 Alan SINCLAIR	48	27.6
4 Phil ROSEVEAR	48	29.1

Heat 2:

1 Jim SHAND	60	30.0
2 Graeme ROSE	54	30.5
3 Lyn JAMIESON	44	33.8
4 Kathy SKULTETY	56	37.4

1600 METRE RUN 8.7.1998

1 Lyn JAMIESON	44	6.37
2 Neil SALVANO	46	6.37
3 Andrew JAMIESON (w)	52	7.57
4 Peter BATTRICK	55	8.47

100 METRE SPRINT 15.7.1998

Heat 1:

1 June REEVES	53	15.0
2 Kathy SKULTETY	56	16.5
3 Astrid ROSE	54	16.8
4 Christine GRIFFITHS	49	18.4

100 METRE SPRINT 15.7.1998 Contd.

Heat 2:

1 Keith HOWDEN	52	12.7
2 Phil ROSEVEAR	48	13.2
3 Alan SINCLAIR	48	14.3
4 Graeme ROSE	54	14.3

300 METRE SPRINT 15.7.98

Heat 1:

1 June REEVES	53	50.6
2 Lyn JAMIESON	44	52.3
3 Astrid ROSE	54	61.4
4 Kathy SKULTETY	56	62.3
5 Christine GRIFFITHS	49	68.3

Heat 2:

1 Keith HOWDEN	52	40.6
2 Alan SINCLAIR	48	42.0
3 Phil ROSEVEAR	48	45.9
4 Jim SHAND	60	49.7
5 Graeme ROSE	54	51.2

1200 METRE RUN 15.7.1998

1 Lyn JAMIESON	44	4.29
2 Richard TREMBATH	56	4.29
3 Neil SALVANO	46	4.32

4KM RUN 15.7.1998

1 Andrew JAMIESON (w)	52	18.27
2 Peter BATTRICK	55	22.56
3 Les CATIONS	40	23.11
Christine GRIFFITHS (8Laps)	49	23.55

SHOT PUT 15.7.1998

1 Graeme ROSE	54	12.56
2 Andrew JAMIESON	52	9.09
3 Astrid ROSE	54	8.30

100 METRE SPRINT 29.7.1998

1 Alan SINCLAIR	48	13.5
2 Andrew JAMIESON	52	14.5
3 Marlene JOHNS	34	15.0

200 METRE SPRINT 29.7.1998

1 Alan SINCLAIR	48	26.8
2 Andrew JAMIESON	52	30.6
3 Marlene JOHNS	34	31.6
4 Lyn JAMIESON	44	33.3
5 Jim SHAND	60	37.4

1600 METRE RUN 29.7.1998

1 Andrew JAMIESON	52	5.59
2 Lyn JAMIESON	44	6.08

RESULTS FROM CROYDON VENUE - JULY 1998

*Results held over from June*

1KM WALK 30.6.1998

1 Tony JOHNSON	58	5.24
2 Jan WATSON	51	5.28
3 Barrie WICKS	58	5.58
4 Celia JOHNSON	50	6.26
5 Ken WALTERS	65	6.26
6 Pam RICHARDS	58	6.40
7 Colin THOMPSON	50	6.40
8 Joy CURTIS	56	7.28
9 George SIMONS	63	7.58
10 Pat CAVANAGH	57	8.03
11 Lynette HILL	52	8.34

800 METRE RUN 30.6.1998

1 Colin PAGE	44	2.59
2 Colin THOMPSON	50	3.00
3 Gerry ROBINSON	59	3.09

400 METRE SPRINT 30.6.1998

1 Murray HUTCHISON	49	69.4
2 Colin PAGE	44	69.7
3 Colin THOMPSON	50	85.9
4 Lyn RULE	55	98.1

5/10/15 LAP RUN 30.6.1998

5 Laps:

1 Simon TENNANT	31	8.05
2 Tony JOHNSON	58	8.49
3 Norm CAMERON	53	9.11
4 Cindy FYSH	38	9.19
5 Gerry ROBINSON	59	9.24
6 Cec McKEOWN	58	9.36
7 Celia JOHNSON (Walk)	50	11.41
8 Phyllis GOSBELL	60	11.59
9 Anne CALLAGHAN	60	12.00
10 Denise SCHOLES-BR'N	55	12.02
11 Jan WATSON	51	12.57

10 Laps:

1 Murray HUTCHISON	49	17.07
2 Colin PAGE	44	18.20
3 Len TAMPALINE	38	18.34
4 Barrie WICKS	58	18.44
5 John YATES	70	22.21
6 Pat CAVANAGH	57	22.38

15 Laps:

1 Saul BAKAITIS	53	24.08
2 Colin THOMPSON	50	26.50
3 David NOBBS	58	27.49
4 John MONK	51	29.52
5 Ray CALLAGHAN	64	29.56
6 Andrew TUNNE	39	30.34

5/10/15 LAP RUN 30.6.1998

15 Laps Contd.:

7 John DANIEL	49	30.34
8 Al WILLEY	59	31.29
George SIMONS (11 Laps)	63	31.38

1500 WALK 7.7.1998

1 Jan WATSON	51	8.29
2 Barrie WICKS	58	8.59
3 Ken WALTERS	65	9.47
4 Colin THOMPSON	50	10.23
5 Bob PETRIE	56	11.14
6 Lyn RULE	55	11.14
7 George SIMONS	63	11.26

60 METRE SPRINT 7.7.1998

1 Ashley RYAN	43	8.6
2 Gerry ROBINSON	59	10.1
3 Kevin McLAUGHLAN	54	10.4
4 Lyn RULE	55	10.8

200 METRE SPRINT 7.7.1998

1 Ashley RYAN	43	28.1
2 Len TAMPALINE	38	30.6
3 Gerry ROBINSON	59	32.0
4 Kevin McLAUGHLAN	54	38.1
5 Lyn RULE	55	40.1

1500 METRE NOM. OWN TIME 7.7.1998

	Clock	Nom.
	Time	Time
1 Rod NEAL	41	5.04 5.05
2 Ashley RYAN	43	5.37 5.15
3 Simon TENNANT	31	5.42 6.00
4 Glenn CLAUDEN	44	5.46 5.51
5 Colin THOMPSON	50	5.51 5.50
6 Cec McKEOWN	58	5.53 5.53
7 Gerry ROBINSON	59	6.54 7.00

\*\* Winner Cec McKeown, 0.22 second out

20/40 MINUTE TIME TRIAL 7.7.1998

20 Min:	Laps	Metres
1 Len TAMPALINE	38	11 320
2 Bob CURTIS	56	11 180
3 Norm CAMERON	53	10 250
4 Ashley RYAN	43	10 170
5 Cec McKEOWN	58	10 110
6 Barrie WICKS	58	10 100
7 Laurie BLACK	60	9 300
8 Colin BROWNE	65	9 250
9 George SIMONS	63	9 170
10 John YATES	70	9 0
11 Pat CAVANAGH	57	8 270
12 Joy CURTIS (Walk)	56	6 120

RESULTS FROM CROYDON VENUE - JULY 1998

20/40 MINUTE TRIAL 7.7.1998 Contd.

40 Min:	Laps	Metres
1 Saul BAKAITIS	53	26 10
2 Ray MERIDA	54	23 390
3 Rod NEAL	41	23 350
4 Andrew TUNNE	39	22 110
5 Bob PETRIE	56	22 0
6 Colin THOMPSON	50	22 0
7 Ken WALTERS	65	13 40
8 Lavinia PETRIE	54	13 0

2KM WALK 14.7.1998

1 Jan WATSON	51	11.45
2 Barrie WICKS	58	12.26
3 Terry DUNN	60	13.11
4 Colin THOMPSON	50	13.25
5 Alison THOMPSON	45	13.48
6 Ken WALTERS	65	13.48
7 Pam RICHARDS	58	13.49
8 Joy CURTIS	56	15.12
9 Margaret SMITH	59	15.45
10 Bob PETRIE	56	15.45
11 Ted CONNELL	66	15.53
12 Lynette HILL	53	19.33
13 Frank TUTCHENER	70	19.38

100 METRE SPRINT 14.7.1998

Heat 1:

1 Simon TENNANT	31	14.5
2 John MONK	51	16.0
3 Kevin McLAUGHLAN	54	18.1
4 Frank TUTCHENER	70	23.4

Heat 2:

1 Gerry ROBINSON	59	14.6
2 Ron SMITH	49	16.5
3 Colin THOMPSON	50	18.3
4 Jan WATSON	51	19.6

400 METRE NOM. OWN TIME 14.7.1998

	Clock Time	Nom. Time
1 Bert PELGRIM	42	69.0
2 Rod NEAL	41	73.9 78.0
3 Cec McKEOWN	58	77.9
4 Ron SMITH	49	79.7 50.0
5 Colin THOMPSON	50	83.3 83.0
6 Gerry ROBINSON	59	85.3 94.0
7 Kevin McLAUGHLAN	54	90.4 86.0
8 Frank TUTCHENER	70	97.2 105.0

\*\* Winner Colin Thompson, 0.3 second out

600 METRE RUN 14.7.1998

1 Rod NEAL	41	1.49
2 Simon TENNANT	31	1.52
3 John MONK	51	1.59
4 Gerry ROBINSON	59	2.02
5 Glenn CLAIDEN	44	2.04
6 Colin THOMPSON	50	2.13
7 Cec McKEOWN	58	2.13

10 LAPRUN 14.7.1998

1 Bert PELGRIM	42	14.29
2 John MONK	51	15.22
3 Glenn CLAIDEN	44	15.24
4 Murray HUTCHISON	49	15.52
5 Bob CURTIS	56	16.33
6 Rod NEAL	41	16.52
7 Colin THOMPSON	50	17.39
8 Simon TENNANT	31	17.41
9 Norm CAMERON	53	18.02
10 Andrew TUNNE	39	18.18
11 John DANIEL	49	18.19
12 Cec McKEOWN	58	19.21
13 Al WILLEY	59	19.28
14 Jan WATSON	51	20.07
15 Ray CALLAGHAN	65	20.16
16 Lavinia PETRIE	54	20.16
17 Barrie WICKS	58	20.58
18 Alison THOMPSON	45	20.59
19 Kevin McLAUGHLAN	54	21.24
20 Ron SMITH	49	21.34
21 Margaret SMITH	59	21.37
22 Bob PETRIE	56	21.40
23 John YATES	70	22.53
24 Corrie DeGROOT	70	23.06
25 Dot BROWNE	57	23.28
26 Anne CALLAGHAN	61	23.29
Colin HETHERTON (5 Laps)	44	9.25
Joy CURTIS (5 Lap walk)	56	15.44

3KM WALK 21.7.1998

1 Alison THOMPSON	45	17.39
2 Terry DUNN	60	18.11
3 Jan WATSON	51	18.17
4 Colin THOMPSON	50	20.51
5 Pam RICHARDS	58	20.55
6 Joy CURTIS	56	22.15
7 Margaret SMITH	59	22.36
8 Bob PETRIE	56	22.40
9 George SIMONS	63	24.04
10 Ken WALTERS	65	24.32
11 Ted CONNELL	66	25.11

RESULTS FROM CROYDON VENUE - JULY 1998

100 METRE HANDICAP 21.7.1998

1 Terry DUNN	60	12.3
2 Gerry ROBINSON	59	12.7
3 Simon TENNANT	31	13.2
4 Kevin McLAUGHLAN	54	13.5
5 Jan WATSON	51	14.1
6 Ron SMITH	49	14.7
7 Frank TUTCHENER	70	17.1

800 METRE RUN 21.7.1998

1 Rod NEAL	41	2.29
2 Glenn CLAIDEN	44	2.38
3 Cec McKEOWN	58	2.52
4 Simon TENNANT	31	2.55
5 Gerry ROBINSON	59	3.05
6 Colin THOMPSON	50	3.20
7 Frank TUTCHENER	70	3.38

300 METRE SPRINT 21.7.1998

1 Cec McKEOWN	58	51.8
2 Rod NEAL	41	52.4
3 Ron SMITH	49	56.5
4 Frank TUTCHENER	70	67.6

8 LAP SPIRAL HANDICAP 21.7.1998

	Clock	Actual
1 Anne CALLAGHAN	61	20.39 17.39
2 Murray HUTCHISON	49	21.22 12.07
3 Ray CALLAGHAN	65	21.24 13.24
4 Cec McKEOWN	58	21.29 14.44
5 Norm CAMERON	53	21.33 14.13
6 Brian MEE	60	21.34 12.24
7 Saul BAKAITIS	53	21.36 12.06
8 Ray MERIDA	54	21.40 12.50
9 Andrew TUNNE	39	21.42 12.57
10 John YATES	70	21.44 17.19
11 Glenn CLAIDEN	44	21.45 12.50
12 Ian UREN	47	21.48 13.33
13 Pat CAVANAGH	57	21.49 18.39
14 Ron SMITH	49	21.54 17.34
15 John MONK	51	22.01 12.56
16 Rod NEAL	41	22.04 12.24
17 Kevin McLAUGHLAN	54	22.04 16.29
18 Margaret SMITH	59	22.06 17.06
19 Ian DUTHIE	54	22.09 13.24
20 Simon TENNANT	31	22.13 14.03
21 Cindy FYSH	38	22.20 15.20
22 Frank TUTCHENER	70	22.22 16.42
23 Bob CURTIS	56	22.24 13.24
24 Denise SCHOLES-BR'N	55	22.38 19.13
25 George SIMONS	63	22.48 18.48
26 Al WILLEY	59	22.57 16.37
27 Alison THOMPSON	45	22.58 16.53

8 LAP SPIRAL HANDICAP 21.7.1998 Contd.

	Clock	Actual
28 Ron BOYNE	64	22.58 16.23
29 Colin THOMPSON	50	22.59 15.19
30 John DANIEL	49	23.10 14.05
31 Corrie DeGROOT	70	23.26 19.01
32 Neil GRIFFIN	52	23.28 14.18
33 Lavinia PETRIE	54	23.29 14.44
34 Frank HARGREAVES	57	24.16 16.16

1000 METRE WALK SEALED HCP 28.7.1998

	Actual	Adjust.
1 Alison THOMPSON	45	5.06 9.39
2 Tin KENNEDY		5.33
3 Paul HOEFER		5.33
4 Favin CALLE		5.34
5 Craig STRACHAN	20	5.37
6 Terry DUNN	60	5.37 9.32
7 Jan WATSON	51	5.39 9.39
8 Darren OATES		5.53
9 Chris WALKER		5.55
10 Damon KENNEDY		5.55
11 Daniel WALKER		6.05
12 Ken WALTERS	65	6.09 9.39
13 Anthony BONACCA		6.14
14 Barrie WICKS	58	6.14 9.59
15 Darren SHARP		6.21
16 Scott POSTILL		6.21
17 Colin THOMPSON	50	6.38 9.38
18 Norm CAMERON	53	6.38 8.58
19 Craig JACOBSON		6.39
20 Phil LOVELL		6.39
21 Mark DOWEAL		6.40
22 Travis KNIGHT		6.40
23 Andrew WOOLHOUSE		6.41
24 Scott BURROWS		6.42
25 Steve MANNING		6.43
26 Matt HIGGINS		6.48
27 Michael ALDERMAN		6.48
28 Brett HALL		6.52
29 Jeff HALL		6.52
30 Kevin DRENNAN		6.52
31 Cameron FLETCHER		6.53
32 Scott MORRISON		6.58
33 David BARNES	33	6.58 /
34 Dale HILLARD		7.02
35 Bob PETRIE	56	7.02 9.37
36 Jason TAYLOR		7.02
37 Joy CURTIS	56	7.03 9.33
38 Morris D'ALESCANDRO		7.04
39 Simon SCHMIDT		7.04

RESULTS FROM CROYDON VENUE - JULY 1998

1000M WALK SEALED HCP 28.7.1998 Contd.		1000 METRE RUN 28.7.1998	
	Actual	Adjust.	
40 Ben LAKELAND	7.05		1 Craig STRACHAN 20 3.19
41 Shaun TORNEY	7.49		2 Glenn CLAIDEN 44 3.24
42 George SIMONS 63	7.58	9.43	3 Simon TENNANT 31 3.41
43 Ted CONNELL 66	8.27	10.27	4 Cec McKEOWN 58 3.46
44 Margaret SMITH 59	8.37	10.52	5 David BARNES 33 3.47
45 Lynette HILL 53	8.37	10.02	6 Colin THOMPSON 50 3.59
46 Frank TUTCHENER 70	8.37	9.42	7 Frank HARGREAVES 57 4.02
70 METRE SPRINT 28.7.1998			8 Gerry ROBINSON 59 4.10
Heat 1:			9 Frank TUTCHENER 70 4.31
1 Craig STRACHAN 20	8.6		200 METRE SPRINT 28.7.1998
2 David BARNES 33	8.8		1 Craig STRACHAN 20 27.9
3 Anthony BONACCI	9.6		2 David BARNES 33 28.9
4 Simon TENNANT 31	12.1		3 Brian MEE 60 29.9
5 Jan WATSON 51	13.2		4 Gerry ROBINSON 59 31.5
6 Frank TUTCHENER 70	16.0		5 Terry DUNN 60 37.6
Heat 2:			6 Frank TUTCHENER 70 40.2
1 Damon KENNEDY	8.6		DEVIL TAKE THE HINDMOST 28.7.1998
2 Brett HALL	8.9		1 Saul BAKAITIS 53
3 Travis KNIGHT	9.1		2 Glenn CLAIDEN 44
4 Norm CAMERON 53	9.4		
5 Terry DUNN 60	9.9		
6 Gerry ROBINSON 59	10.4		
7 Kevin McLAUGHLAN 54	10.7		

3200 MTRS RUN - 30.6.98

	Actual	Time
JIM BERRINGTON	41	11.03
NEV HARTCHER	45	11.04
GRAHAM PHILPOTT	55	11.40
JOHN MOORE	47	11.44
JIM McLURE	52	11.45
SHANE WATERMAN	33	11.48
JON HOLMES	46	11.57
GRAHAM PROSSOR	43	12.00
NEILSALVANO	46	12.43
FRANK NEILL	60	13.19
BILL CARR	49	13.45
PAUL LYNCH	48	13.46
STEPHEN YOUNG	46	13.49
JANET HOLMES	45	13.53
RAY VALLANCE	53	14.11
DOUG WALLACE	57	14.13
TERRY STUBBS	48	14.19
MARK BENJAMIN	61	14.22
JOY HERBERT	54	14.42
BRIAN HOLCOMBE	52	14.43
DOMENICO MORINA	59	14.56
RODNEY FORD	57	14.56
GERRY BLANCHFIELD	55	15.03
EDDY STACK	64	15.18
PAUL MEREDITH	37	15.24
JANE STURZAKER	45	15.26
PETE BATTRICK	54	15.32
JEANETTE SHUTTLEWORTH	50	15.37
DAVID JONES	60	16.13
ROGER WEINSTEIN	48	16.41
JAN BURROWS	48	16.50
CYNTHIA ELLERY	49	17.04

100 MTRS H/C - 30.6.98

	Clock	Time	H/cap
DOMENICO MORINA	59	11.32	32 Mtr
BOB WISHART	56	11.61	8 Mtr
ANN HOLCOMBE	51	11.93	20 Mtr
LEO CHARLES	65	12.45	4 Mtr
ALAN SINCLAIR	48	12.52	8 Mtr
BRIAN HOLCOMBE	52	13.17	15 Mtr
NORM KEITH	71	13.40	26 Mtr

300 MTRS H/C - 30.6.98

	Clock	Time	H/cap
ALAN SINCLAIR	48	54.93	14 Sec
BRIAN HOLCOMBE	52	55.50	10 Sec
LEO CHARLES	65	56.22	7 Sec
ANN HOLCOMBE	51	56.57	9 Sec
NORM KEITH	71	58.34	4 Sec

1500 MTR WALK - 30.6.98

	Clock	Time
GWEN STEED	55	8.05
JOY HOGAN	46	9.32
RON BILSTON	54	10.09
DARREL POLGLASE	58	10.29
KEVIN MCGRATH	67	11.09
RALPH FIELD	84	11.40

**SORE MUSCLES ?  
TRY THE FOLLOWING PRODUCTS**

**MUSCULAR & ARTHRITIC OINTMENT**

A NATURAL REMEDY IN THE HEALING OF MUSCULAR, ARTHRITIC AND JOINT PROBLEMS, CONTAINS EMU OIL WHICH HAS REMARKABLE PENETRATING PROPERTIES PROVIDING EFFECTIVE AND SOOTHING TEMPORARY RELIEF.  
SPECIAL PRICE FOR VETERAN ATHLETES 25g \$9.00

**MASSAGE OIL**

A SCIENTIFICALLY FORMULATED BLEND OF PURE EMU OIL AND HERBAL EXTRACTS PRODUCING A SOFTENING, MOISTURISING EFFECT AND LASTING IMPROVEMENT.  
SPECIAL PRICE FOR VETERAN ATHLETES 250ml \$16.25

**EMU OIL CAPSULES**

FOR REDUCTION OF CHOLESTEROL AND AMAZING ARTHRITIC RELIEF (TGA APPROVED)  
SPECIAL PRICE FOR VETERAN ATHLETES 100 CAPSULES \$27.50

FOR MORE INFORMATION CONTACT BOB OR GLAD WISHART ON (03) 95838041 OR AT MENTONE OR CAULFIELD VENUES.



**GO FOR GROWTH!**

Leave the paperwork to us whilst you concentrate on the profit earning work.

**EXPRESS BOOKKEEPING** the service that helps small businesses to grow.

 9317 7220 Give us a call today.

RESULTS OF MEETINGS HELD AT CAULFIELD - JULY 1998

<u>5KM H/C RUN - 7.7.98</u>			<u>100 MTR H/C - 7.7.98</u>		
	<u>Clock Time</u>	<u>Actual Time</u>		<u>Clock Time</u>	<u>H/cap</u>
DAVID JONES	60	29.14	DOMENIC MORINA	59	11.56 32 Mtrs
WAYNE WILLIAMS	INV	29.28	BRIAN HOLCOMBE	52	11.80 16 Mtrs
KEVIN BROWNE	61	29.32	ANN HOLCOMBE	51	12.01 21 Mtrs
JANIS WRIGHT	47	29.36	CHARLES PACE	36	12.19 10 Mtrs
NEIL SALVANO	46	29.42	NORM KEITH	71	12.45 25 Mtrs
ROY STANWAY	64	29.42	ROYSTON SPARKES	45	12.68 14 Mtrs
STEPHEN YOUNG	46	29.48	ALAN SINCLAIR	48	13.06 7 Mtrs
GRAHAM PHILPOTT	55	29.50			
CYNTHIA ELLERY	49	29.55			
TONY JOHNSON	58	29.56			
EDDY STACK	64	29.58			
GRAHAM PROSSOR	43	30.02			
JANET HOLMES	45	30.05			
TERRY STUBBS	48	30.07			
PETER BENICE	48	30.08			
FRANK NEILL	60	30.08			
JIM BERRINGTON	41	30.10			
GEORGE YEOMANS	53	30.12			
PAUL LYNCH	48	30.17			
NEV HARTCHER	45	30.20			
DOUG WALLACE	57	30.21			
CASE HUYSMAN	65	30.21			
JUDY WINES	60	30.28			
JON HOLMES	46	30.36			
JIM McLURE	52	30.41			
SHANE WATERMAN	33	30.48			
MARK BENJAMIN	61	31.04			
DAVE MELDRUM	72	31.08			
RODNEY FORD	57	31.10			
PETE BATTRICK	58	31.10			
ROSS MARTIN	46	31.18			
GEORGE WILSON	48	31.37			
COLIN MILLER	55	31.37			
BILL CARR	49	31.48			
ROGER WEINSTEIN	48	31.55			
DON PRITCHARD	48	31.59			
PAUL MEREDITH	37	32.04			
GREG MAULDON	60	33.30			
JANE STURZAKER	45	33.40			
ALAN SINCLAIR	48	34.00			
<u>400 MTRS H/C - 14.7.98</u>					
	<u>Clock Time</u>	<u>H/cap</u>			
BOB WISHART	56	73.69 12 Secs			
CHRIS McARDLE	45	74.50 8 Secs			
EMMA YEOMANS	Inv	74.52 14 Secs			
TONY QUINN	32	74.70 17 Secs			
ALAN SINCLAIR	48	75.59 17 Secs			
ANN HOLCOMBE	51	76.12 9 Secs			
DOUG ADENEY	54	76.90 13 Secs			
BRIAN HOLCOMBE	52	78.00 11 Secs			
LEO CHARLES	65	78.70 4 Secs			
JOHN MOORE	47	79.09 18 Secs			
NYALA MILLAR	56	82.20 Go			

RESULTS OF MEETINGS HELD AT CAULFIELD - JULY 1998

<u>5KM H/C RUN - 14.7.98</u>			<u>3K H/C WALK - 14.7.98</u>		
	<u>Clock Time</u>	<u>Actual Time</u>		<u>Clock Time</u>	<u>H/cap</u>
JAN BURROWS	47	29.07	VIVIENNE CASH	46	23.51
WAYNE WILLIAMS	Inv	29.13	FRANK WARREN	72	24.00
EDDY STACK	64	29.22	DOMENICO MORINA	59	24.02
TONY JOHNSON	58	29.33	MAUREEN SEEDSMAN	60	24.09
JANET HOLMES	45	29.35	RON BILSTON	54	24.28
JIM BERRINGTON	42	29.42	VIC HARLEY	72	24.47
PETER BENICE	48	29.46	DARREL POLGLASE	58	25.03
PETER BATTRICK	58	29.48	GWEN STEED	56	25.16
JIM McLURE	52	29.49	RALPH FIELD	84	25.54
STEPHEN YOUNG	46	29.53	MAUREEN BINYON	51	26.14
DOUG WALLACE	57	29.54	ANN BILSTON	50	26.14
JANIS WRIGHT	28	29.55	JOAN JUBB	62	26.21
BILL CARR	49	29.57	CELIA JOHNSON	50	26.49
FRANK NEILL	60	29.58	DOT JACK	80	27.27
NEV HARTCHER	45	30.01	GRAEME DAVIS	48	28.37
CYNTHIA ELLERY	49	30.02	NOLA FINN	62	32.45
TERRY STUBBS	48	30.05			
ROY STANWAY	64	30.06			
MARK BENJAMIN	61	30.08			
GRAHAM PROSSOR	43	30.09			
CASE HUYSMAN	65	30.11			
GEORGE YEOMANS	53	30.13			
PAUL LYNCH	48	30.16			
IMELDA LESBIREL	45	30.31			
JOHN MOORE	47	30.43			
JON HOLMES	46	30.43			
NEIL SALVANO	46	30.44			
ROSS MARTIN	46	30.52			
JOY HERBERT	55	31.05			
COLIN MILLER	55	31.17			
PAUL MEREDITH	37	31.19			
RODNEY FORD	57	31.23			
ALAN SINCLAIR	48	31.30			
BEN MORREY	69	31.32			
DON PRITCHARD	48	32.03			
PETER FIELD	40	32.11			
JOHN WAITE	57	32.26			
JUDY WINES	60	32.29			
ROGER WEINSTEIN	48	32.40			
DAVID MELDRUM (13½)	72	32.50			
SHANE WATERMAN (13½)	33	33.03			
JANE STURZAKER	45	34.34			

<u>400 MTRS H/C - 21.7.98</u>		
	<u>Clock Time</u>	<u>H/cap</u>
BOB WISHART	56	75.7 14 Secs
BRIAN HOLCOMBE	53	76.0 11 Secs
ANN HOLCOMBE	51	76.2 10 Secs
ALAN SINCLAIR	48	76.5 18 Secs
CHRIS McARDLE	45	76.8 10 Secs
DOUG ADENEY	54	77.1 13 Secs
TONY QUINN	32	77.4 18 Secs
NYALA MILLAR	56	77.9 Go
LEO CHARLES	65	78.8 5 Secs
JOHN WAITE	57	79.7 4 Secs

<u>100 MTRS H/C - 21.7.98</u>		
	<u>Clock Time</u>	<u>H/cap</u>
ROSS KENT	56	11.07 7 Mtrs
DOMENICO MORINA	59	11.13 32 Mtrs
ROYSTON SPARKES	45	11.26 15 Mtrs
NYALA MILLAR	56	11.36 24 Mtrs
BRIAN HOLCOMBE	53	11.56 17 Mtrs
CHARLES PACE	36	11.69 12 Mtrs
LEO CHARLES	65	11.83 21 Mtrs
HOWARD FOX	51	12.10 7 Mtrs
KEVIN MARION	62	12.22 16 Mtrs
ANN HOLCOMBE	51	12.43 21 Mtrs
JOHN WAITE	57	12.56 26 Mtrs
BOB WISHART	56	12.82 8 Mtrs

**Gold Coast Marathon**  
**Kevin Browne/David Jones/Graham Philpott/**  
**John Waite/Judy Wines & Jane Sturzaker.**  
**Jeff & Betty Mark did the Half Marathon.**  
**Nyala Millar ran 10K. We all ran good times**  
**and had a lot of fun. Met up with Shirl and**  
**Ron Young (Shirl Marathon & Ron 10K).**



RESULTS OF MEETINGS HELD AT CAULFIELD - JULY 1998

**5KM H/C RUN - 21.7.98**

	Clock Time	Actual Time
TONY JOHNSON	58	28.57
JOHN WAITE	57	29.17
ROGER WEINSTEIN	48	29.23
FRANK NEILL	60	29.25
BILL CARR	49	29.28
JEFFERY MARK	49	29.46
KEVIN BROWNE	61	29.47
GRAHAM PROSSOR	43	29.48
JANET HOLMES	45	29.48
JIM McLURE	52	29.50
NEV HARTCHER	45	29.51
DOUG WALLACE	57	29.51
TERRY STUBBS	48	29.52
WAYNE WILLIAMS	28	29.53
JAN BURROWS	47	29.58
JACK GUBBINS	69	30.00
LAURIE COLLARD	41	30.02
JANE STURZAKER	45	30.05
JIM BERRINGTON	42	30.07
CYNTHIA ELLERY	49	30.08
JANIS WRIGHT	47	30.12
MARK BENJAMIN	61	30.13
PETER BENCE	48	30.16
PAUL LYNCH	48	30.17
CASE HUYSMAN	65	30.19
DAVID JONES	60	30.21
GEORGE WILSON	48	30.23
GERRY BLANCHFIELD	55	30.23
JUDY WINES	60	30.26
NEIL BOYLE	44	30.28
ROSS MARTIN	46	30.30
JON HOLMES	46	30.31
IMELDA LESBIREL	45	30.33
RHONDA TRENGROVE	50	30.34
EDDY STACK	64	30.36
PETER SMART	53	30.37
STEPHEN YOUNG	46	30.41
SHANE WATERMAN	33	30.48
GRAHAM PHILPOTT	55	30.51
ANNA JOHNSON (13½ laps)	26	30.54
ROY STANWAY	64	30.59
RODNEY FORD	57	31.08
BEN MORREY	69	31.11
PETER FIELD	40	31.33
PETE BATTRICK	55	31.34
DON PRITCHARD	48	31.47
DAVID MELDRUM	72	31.48
BETTY MARK	50	32.08
PAUL MEREDITH	37	32.18
COLIN MILLER	55	33.21
DES MIDDLETON	51	35.16

**3KM H/C WALK - 21.7.98**

	Clock Time
FRANK WARREN	72
JENNY FIELD	39
VIC HARLEY	72
JOAN JUBB	62
RON BILSTON	54
NOLA FINN	62
GWEN STEED	56
MAUREEN SEEDSMAN	60
CELIA JOHNSON	50
ANN BILSTON	50
MAUREEN BINYON	51
DOMENICO MORINA	59
RALPH FIELD	84
SANDRA MIDDLETON	49
DOT JACK	80
DARREL POLGLASE	58
GRAEME DAVIS	48
KEVIN McGRATH	67

Less Handicap time for above = Actual

**100M H/C SPRINT - 28.7.98**

HEAT 1.	Clock Time	H/cap
LEO CHARLES	65	10.97
HOWARD FOX	51	11.22
DOMENICO MORINA	59	11.44
ANN HOLCOMBE	51	11.66
CHARLES PACE	36	11.90

**HEAT 2.**

NYALA MILLAR	56	10.80
BRIAN HOLCOMBE	53	11.00
KEVIN MARION	62	11.30
ROSS KENT	56	11.49

**FINAL**

NYALA MILLAR	56	11.06
HOWARD FOX	51	11.32
BRIAN HOLCOMBE	53	11.56

Nyala Millar is the Winter 100M Champion.

RESULTS OF MEETINGS HELD AT CAULFIELD - JULY 1998

**5KM H/C FINAL RUN - 28.7.98**

	Clock Time	Actual Time
STEPHEN YOUNG	46	26.56
DOUG WALLACE	57	27.04
DAVID JONES	60	27.23
NEV HARTCHER	45	27.24
JAN BURROWS	48	27.24
CYNTHIA ELLERY	49	27.26
BILL CARR	49	27.31
FRANK NEILL	60	27.34
GRAHAM PROSSOR	43	27.36
JIM BERRINGTON	42	27.38
JOHN WAITE	57	27.40
KEVIN BROWNE	61	27.42
JANET HOLMES	45	27.46
GRAHAM PHILPOTT	55	28.16
JIM MCLURE	52	28.18
PETER BENCE	48	28.34
EDDY STACK	64	28.49
ROY STANWAY	65	28.58
PETE BATTRICK	55	29.33

Stephen Young is the Winter 5K Champion.

**3K H/C (SEALED) WALK - 28.7.98**

	Actual Time	H/cap Time
GRAEME DAVIS	48	17.48
GWEN STEED	56	16.37
VIVIENNE CASH	46	20.16
RON BILSTON	54	21.04
DARREL POLGLASE	58	21.22
MAUREEN SEEDSMAN	60	19.17
SANDRA MIDDLETON	49	19.12
FRANK WARREN	72	20.07
VIC HARLEY	72	20.13
RALPH FIELD	84	23.32
DOT JACK	80	24.51
CELIA JOHNSON	50	16.50
DOMENICO MORINA	59	18.27
KEVIN McGRATH	67	23.17
MAUREEN BINYON	51	23.49

Graeme Davis is the Winter 3K Walk Champion.

**3K - RUN 28.7.98**

	Clock Time
WAYNE WILLIAMS	28
JON HOLMES	46
JENNY STEPHENS	39
TONY JOHNSON	58
JANIS WRIGHT	47
RODNEY FORD	57
PAUL LYNCH	48
GREG MAULDON	60
RAY VALLANCE	53
MARK BENJAMIN	61
JANE STURZAKER	45
COLIN MILLER	55
PAUL MEREDITH	37
GERRY BLANCHFIELD	55
RHONDA TRENGROVE	50
DON PRITCHARD	48
JUDY WINES	60

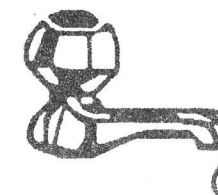
**400M H/C - 28.7.98**

	Clock Time	H/cap
ALAN SINCLAIR	48	76.40
TONY QUINN	32	76.55
CHRIS McARDLE	45	77.42
ANN HOLCOMBE	51	78.56
DOUG ADENEY	54	79.08
BRIAN HOLCOMBE	53	83.10
CHARLES PACE	36	91.51

Alan Sinclair is 400M Winter Champion.

**K-MAR Handyman Services**

Home Repairs  
Small Plumbing Jobs



Kevin Phone 9596 2481

**SPRINGVALE VENUE RESULTS - JULY 1998**

1/7/98		
<u>70 metres Run</u>		
1 Peter GILLETTE	43	10.6
2 Howard REES	50	10.8
3 Juan PEREZ	17	11.0
<u>300 metres Run Heat 1</u>		
1 Ron MUIR	47	42.2
2 John FREAME	47	42.3
3 Ken BOOCOCK	39	42.4
4 Peter GILLETTE	43	43.2
5 Gary BEATON	23	43.9
<u>300 metres Run Heat 2</u>		
1 Dave TALBOT	43	46.7
2 Howard REES	50	47.4
3 William SELLICK	26	47.8
4 Ann HOLCOMBE	51	48.9
5 Ian ORR	47	51.0
<u>3km Walk</u>		
1 Tony BARRETT	49	14.51
2 Celia JOHNSON	50	18.44
3 Jenny FIELD	39	24.41
<u>3 km Run</u>		
1 Alan BENNIE	51	10.24
2 Gary BEATON	23	11.16
3 Paul WINTERTON	43	11.25
4 Ken BOOCOCK	39	11.54
5 Ian KRASKA	43	12.11
6 John ABEL	48	12.24
7 Leigh CASSIDY	50	12.30
8 Dave TALBOT	43	12.45
9 Bill CARR	49	12.51
10 Alan DOUGLAS	52	13.42
11 Kevin ONLEY	64	14.03
12 Kathy CASSIDY	49	14.26
13 Jim SMITH	57	14.50
14 Karen STEVENS	50	17.41
15 Eric GREAVES	50	18.44
<u>5 km Run</u>		
1 Neil GRAY	50	17.43
2 Rob CLUTTERBUCK	45	17.57
3 William SELLICK	26	18.08
4 Bruce FERRIER	45	18.33
5 Ian ORR	47	19.17
6 Paul MULLINS	57	19.27
7 Tony JOHNSON	58	20.53
8 Ron LITTLE	55	20.59
9 Graeme STEVENS	56	21.11
10 Howard REES	50	21.43
11 Juan PEREZ	59	21.51
12 Roland BROWN	57	25.10
13 Don CORRIE	48	25.39
14 Jack GUBBINS	69	26.38

15/7/98		
<u>120 metres Run</u>		
1 Tony QUINN	32	15.5
2 Peter GILLETTE	43	15.8
3 Juan PEREZ	17	17.8
4 Lee COPLAND	8	20.6
<u>800 metres Handicap Run</u>		
		Clock Actual
1 Howard REES	50	3.14.14 2.36.14
2 William SELLICK	26	3.15.16 2.19.16
3 Leigh CASSIDY	50	3.15.84 2.36.84
4 Gary BEATON	23	3.16.24 2.19.24
5 Dean COPLAND	43	3.16.57 2.10.57
6 Rod BROWN	45	3.18.02 2.20.02
7 Tony QUINN	32	3.19.04 2.29.04
8 Ian ORR	47	3.19.45 2.29.45
9 Michael DAVIN	47	3.21.45 2.33.45
10 John FREAME	47	3.22.83 2.28.83
11 Kevin ONLEY	64	3.23.23 3.23.23
12 Ian KRASKA	43	3.23.71 2.43.71
13 Rob CLUTTERBUCK	45	3.25.18 2.28.18
14 Bruce FERRIER	45	3.26.34 2.29.34
15 Lou BUCCIARI	42	3.26.71 2.46.71
16 Ken BOOCOCK	39	3.27.03 2.20.03
17 Roland BROWN	57	3.33.94 3.08.94
18 Kathy CASSIDY	49	3.24.38 3.15.28
19 Lee COPLAND	8	3.42.53 3.21.53
<u>1500 metres Walk</u>		
1 Tony BARRETT	49	6.50
2 Peter FIELD	40	9.09
3 Pam NEWNHAM	53	9.35
4 Penny HALL	57	9.38
5 Kevin McGRATH	67	10.40
6 Lee COPLAND	8	11.53
7 Jenny FIELD	39	12.26
<u>2 km Run</u>		
1 Dean COPLAND	43	6.58
2 Bruce FERRIER	45	7.00
3 Paul WINTERTON	43	7.08
4 Ian KRASKA	43	7.39
5 John ABEL	48	8.04
6 Peter GILLETTE	43	8.47
7 Kathy CASSIDY	49	9.50
8 Trevor JUPP	58	10.06
9 Jim SINCLAIR	73	11.02
10 Alf SMITH	67	11.59
11 Ernie JEFFS	53	11.59
<u>4 km Run</u>		
1 Neil GRAY	50	14.01
2 John NEWSOM	46	14.29
3 Rob CLUTTERBUCK	45	14.35
4 William SELLICK	26	14.42
5 Ian ORR	47	14.46

**SPRINGVALE VENUE RESULTS - JULY 1998**

15/7/98 cont			29/7/98 cont		
<u>4 km Run cont</u>			<u>5 km Handicap Run</u>		
6 Bill IRVINE	50	15.24	1 Graeme STEVENS	56	27.32 21.17
7 Paul MULLINS	57	15.39	2 Alan BENNIE	51	27.34 17.54
8 Tony DORAN	46	16.08	3 Bruce FERRIER	45	27.35 18.15
9 Stan JORDAN	51	16.15	4 Don CORRIE	48	27.39 24.39
10 Ron LITTLE	55	16.23	5 John NEWSOM	46	27.43 18.13
11 Graeme STEVENS	56	16.24	6 Tony DORAN	46	27.44 20.04
12 Juan PEREZ	59	16.32	7 Rob CLUTTERBUCK	45	27.46 18.16
13 Laurie CROUCH	58	16.37	8 Paul MULLINS	57	27.47 19.27
14 Lou BUCCIARI	42	16.39	9 Howard REES	50	27.54 21.04
15 Howard REES	50	16.51	10 Ian ORR	47	27.56 18.56
16 Ian TREGEAR	48	16.52	11 Ken BOOCOCK	39	28.00 19.10
17 Alan DOUGLAS	52	16.59	12 Bill IRVINE	50	28.01 19.31
18 John ANDERSON	59	17.48	13 Ken HOUGH	53	28.02 23.32
19 Jim SMITH	57	18.21	14 Juan PEREZ	59	28.04 21.14
20 Peter FIELD	40	18.27	15 Paul WINTERTON	43	28.10 19.30
21 Ken HOUGH	53	18.28	16 Jack GUBBINS	69	28.11 25.11
22 Michael DAVIN	48	18.28	17 Kevin ONLEY	64	28.17 23.47
23 Alan BENNIE	51	18.31	18 Neil GRAY	50	28.26 18.46
24 Kevin ONLEY	64	19.08	19 Alan DOUGLAS	52	28.36 22.06
25 Roland BROWN	57	19.20	20 John MANNING	52	28.50 25.35
26 Don CORRIE	48	19.21	21 John ABEL	48	28.51 21.11
27 John MANNING	52	20.19	22 Gary BEATON	23	29.26 20.46
28 Jack GUBBINS	69	20.43	23 John ANDERSON	59	29.48 22.48
<u>22/7/98</u>			24 Michael DAVIN	48	29.54 22.34
<u>200 metres Run</u>			25 Bernard POWNALL	52	29.58 23.43
1 Tony QUINN	32	26.4	26 Peter FIELD	40	31.55 22.35
2 Mike HALL	59	28.2			
<u>600 metres Run</u>					
1 Gary BEATON	23	1.41.2			
2 William SELLICK	26	1.42.9			
3 John FREAME	47	1.44.7			
4 Dave TALBOT	43	1.50.2			
5 Tony QUINN	32	1.55.7			
6 Andre BIER	31	2.06.9			
<u>29/7/98</u>					
<u>400 metres Run</u>					
1 Tony QUINN	32	58.3			
2 Gary BEATON	23	61.8			
3 Dave TALBOT	43	65.2			
4 Howard REES	50	70.1			
5 Kathy CASSIDY	49	87.2			
6 Michael DAVIN	48	87.3			
7 Kevin ONLEY	64	88.7			

**I A A F YEAR OF WOMEN IN ATHLETICS**

ATHLETICS VICTORIA  
INVITE YOU TO A SPECIAL AFTERNOON TEA.

SUNDAY 25<sup>TH</sup> OCTOBER 1998

2PM TO 5PM  
AT

**OLYMPIC PARK**

SPECIAL AFTERNOON TO BRING TOGETHER FEMALE ATHLETES, COACHES, OFFICIALS AND ADMINISTRATORS TO RECOGNISE THEIR SLENDID CONTRIBUTION TO ATHLETICS OVER MANY YEARS.

PLEASE ENCOURAGE YOUR FRIENDS TO ATTEND THIS SPECIAL EVENT WITH YOU.

COBURG VENUE RESULTS 04/06/98

70m			
Bruce	GIBBS	49	10:16
Ken	CARTER	45	12:35
Bryan	KELLY	50	13:50
Gordon	BURROWES		13:52
Glenyse	BRAIN	52	16:75
400m EST HCP			
			HCP
Mario	MUSCAT	44	01:51 0:33
Paul	DONAGHUE		01:53 0:33
Bryan	KELLY	50	01:55 0:30
Bernie	GOGGIN	60	01:57 0:00
Bill	RYAN	57	01:59 0:33
Rod	GOODWIN	55	02:00 0:43
Christine	GRIFFITHS	48	02:00 0:22
Bruce	GIBBS	49	02:03 0:52
Gordon	BURROWES		02:04 0:18
Ken	CARTER	45	02:23 0:26
800m			
Fred	RADEMAKER	45	02:36
Rod	GOODWIN	55	02:41
Bruce	GIBBS	49	02:55
Len	HALLETT	49	03:03
Jason	WEBER	INV	03:09
Bryan	KELLY	50	03:12
Barbara	DALGLEISH	61	03:12
Bill	RYAN	57	03:14
Sarah	CORNALL	INV	03:45
Leo	THIELER	INV	04:05
Ken	CARTER	45	04:15

COBURG VENUE RESULTS 04/06/98

4000m Walk			
Christine	GRIFFITHS	48	31:31
4000m			
Rod	GOODWIN	55	15:11
Rey	VILEGAS	33	16:23
Chris	HARRAP	37	17:00
Len	HALLETT	49	17:30
Denny	MARTIN	49	17:32
Bryan	KELLY	50	17:40
Bill	RYAN	57	19:06
Roy	MCKENZIE	40	19:39
Mario	MUSCAT	44	20:46
Ian	CORNALL	47	20:46
Vicki	BAMFORD	45	21:08
Sue	SOUTHAN-SAHIN	47	21:08
Bernie	GOGGIN	60	21:18
Les	CATIONS	40	21:54
Ken	CARTER	45	37:35
6000m			
			24:40
Fred	RADEMAKER	45	
8000m			
Jeff	CALDWELL	37	35:22
Gordon	PROUDFOOT	54	35:23
Mark	KELLY	36	37:36
Barbara	DALGLEISH	61	37:49

COBURG VENUE RESULTS 11/06/98

3 X 2000m Relay		
Team 3		20:59
Len	HALLETT	49
Christine	GRIFFITHS	48
Vicki	BAMFORD	45
Team 4		23:39
Bryan	KELLY	50
Barbara	DALGLEISH	61
Bernie	GOGGIN	60
Team 1		24:02
Mark	KELLY	36
Mario	MUSCAT	44
Heather	CORNALL	40
Team 2		24:03
Jeff	CALDWELL	37
Sue	SOUTHAN-SAHIN	47
Les	CATIONS	40
Team 5		27:56
Bill	RYAN	57
Ken	CARTER	45
Roy	MCKENZIE	40

COBURG VENUE RESULTS 11/06/98

2000m			
George	GOODE	70	11:08
1200m Walk			
Christine	GRIFFITHS	48	08:20

COBURG VENUE RESULTS 11/06/98

100m			
Jarrold	DE ANGELIS	15	13.15
Tim	WILLIAMS	15	14.08
Bruce	GIBBS	49	14.28
Bryan	KELLY	50	17.50
Ken	CARTER	45	18.31
Gordon	BURROWES		18.61
Christine	GRIFFITHS	48	19.21
1600m			
Fred	RADEMAKER	45	05:40
Jarrold	DE ANGELIS	15	05:41
Len	HALLETT	49	06:26
Bryan	KELLY	50	06:32
Jason	WEBER	12	06:40
Bruce	GIBBS	49	06:45
Barbara	DALGLEISH	61	06:51
Bill	RYAN	57	06:53
Bernie	GOGGIN	60	08:03
Ken	CARTER	45	09:39

COBURG VENUE RESULTS 18/06/98

50m Lucky Dip HCP			
			HCP
George	GOODE	70	5.95 15 m
Bruce	GIBBS	49	6.63 0 m
Jason	WEBER	JNR	6.92 3 m
Adam	WEBER	JNR	6.93 10 m
Sarah	CORNALL	JNR	7.09 5 m
Bryan	KELLY	50	8.19 5 m
Ken	CARTER	45	8.22 3 m
Christine	GRIFFITHS	48	8.40 2 m
Gordon	BURROWES		9.15 1 m

COBURG VENUE RESULTS 18/06/98

200 m			
Bruce	GIBBS	49	29.33
Roy	MCKENZIE	40	30.62
Bill	RYAN	57	35.00
Bryan	KELLY	50	37.25
Bernie	GOGGIN	60	33.36
Gordon	BURROWES		39.62
Christine	GRIFFITHS	48	43.62
Ken	CARTER	45	47.95
1000 m			
Fred	RADEMAKER	45	03:19
Rod	GOODWIN	55	03:22
Bryan	KELLY	50	03:54
Bruce	GIBBS	49	03:56
Barbara	DALGLEISH	61	04:06
Bill	RYAN	57	04:07
Bernie	GOGGIN	60	04:48
George	GOODE	70	05:01
Ken	CARTER	45	05:25

COBURG VENUE RESULTS 18/06/98

3000 m Walk			
Christine	GRIFFITHS	48	22:35
3000 m			
Rey	VILEGAS	33	12:14
Chris	HARRAP	37	12:14
Les	CATIONS	40	20:21
10000 m			
Gordon	PROUDFOOT	54	44:45

COBURG VENUE RESULTS 18/06/98

5000 m			
Rod	GOODWIN	55	18:41
Fred	RADEMAKER	45	19:54
Denny	MARTIN	49	21:52
Bryan	KELLY	50	22:00
Barbara	DALGLEISH	61	23:06
Andrew	JORDAN	39	23:57
Bill	RYAN	57	24:31
Roy	MCKENZIE	40	24:57
Sue	SOUTHAN-SAHIN	47	25:11
Bernie	GOGGIN	60	25:17
Vicki	BAMFORD	45	26:02
Mario	MUSCAT	44	26:02
Ian	CORNALL	47	26:52
Ken	CARTER	45	34:45

COBURG VENUE RESULTS 25/06/98

100 m			
Jarrold	DE ANGELIS	15	12.85
Tim	WILLIAMS	15	13.98
Bruce	GIBBS	49	14.38
Jayden	DE ANGELIS	JNR	16.03
Bill	RYAN	57	16.34
Sarah	CORNALL	11	16.90
Ken	CARTER	45	20.82
Sasha	CORNALL	JNR	21.41
300 m			
Jarrold	DE ANGELIS	15	45.69
Tim	WILLIAMS	15	48.31
Bruce	GIBBS	49	48.71
Bill	RYAN	57	56.84
Jayden	DE ANGELIS	JNR	61.02
Sarah	CORNALL	JNR	63.10
Ken	CARTER	45	65.70
Sasha	CORNALL	JNR	68.40

COBURG VENUE RESULTS 02/07/98

COBURG VENUE RESULTS 09/07/98

COBURG VENUE RESULTS 16/07/98

3000 m

Fred	RADEMAKER	45	11:10
Tino	FULGENZI	49	13:26
Richard	HEYWOOD	JNR	15:10
Christine	GRIFFITHS	49	13:44
Kate	ROWBOTHAM	55	18:07

600 m

Andrew	MARTIN	14	01:59
Bruce	GIBBS	49	02:06
Bryan	KELLY	50	02:16
Mario	MUSCAT	44	02:17
Bernie	GOGGIN	61	02:47
Christine	GRIFFITHS	49	02:50
Ken	CARTER	45	03:20

100 m

Jarrod	DE ANGELIS	15	12.82
Andrew	MARTIN	14	13.62
Bruce	GIBBS	49	14.10
Damon	GREEN	15	14.65
Mario	MUSCAT	44	15.82
Ken	CARTER	45	16.63
Bryan	KELLY	50	17.19
Gordon	PROUDFOOT	54	17.52
Christine	GRIFFITHS	49	18.16
Gordon	BURROWES		18.69
Les	CATIONS	40	20.25
Barbara	DALGLEISH	61	20.79

COBURG VENUE RESULTS 09/07/98

900 m

Andrew	MARTIN	14	12.09
Bruce	GIBBS	49	13.17
Christina	GRIFFITHS	49	15.47
Sarah	CORNALL	JNR	15.53
Bryan	KELLY	50	15.60
Paul	WAKIM	JNR	20.32
Ken	CARTER	45	25.07

3000 m

Chris	HARRAP	37	12:09
-------	--------	----	-------

4000 m

Richard	HEYWOOD	JNR	20:51
---------	---------	-----	-------

5000 m Walk

Colin	HEYWOOD	43	25:51
-------	---------	----	-------

5000 m

Jeff	CALDWELL	37	21:05
Bryan	KELLY	50	22:13
Mark	KELLY	36	22:20
Sue	SOUTHAN-SAHIN	47	25:30
Bernie	GOGGIN	61	25:46
Mario	MUSCAT	44	25:47
Vicki	BAMFORD	45	26:04
Christine	GRIFFITHS	49	28:10
Les	CATIONS	40	32:15
Kate	ROWBOTHAM	55	32:55
Ken	CARTER	45	44:05

5000 m Sealed HCP

		Actual Time	HCP	HCP Time
Kate	ROWBOTHAM	55	30:09	04:01 34:10
Bryan	KELLY	50	21:20	12:52 34:12
Ian	CORNALL	47	24:58	09:22 34:20
Mark	KELLY	36	21:29	13:46 35:15
Christine	GRIFFITHS	49	27:32	07:50 35:22
Colin	HEYWOOD	44	25:14	10:09 35:23
Bernie	GOGGIN	61	25:12	10:14 35:26
Mario	MUSCAT	44	25:17	10:13 35:30
Denny	MARTIN	50	22:24	19:35 35:59
Gordon	PROUDFOOT	54	21:59	14:00 35:59
Jeff	CALDWELL	37	21:06	15:01 36:07
Ken	CARTER	45	34:04	02:27 36:31
Andrew	HIDES	36	24:58	11:49 36:47
Les	CATIONS	40	36:10	03:36 39:46

1000 m

Andrew	MARTIN	14	00:46
Bruce	GIBBS	49	01:49
Mario	MUSCAT	44	01:54
Bryan	KELLY	50	00:59
Bernie	GOGGIN	61	01:07
Christine	GRIFFITHS	49	01:08
Colin	HEYWOOD	43	01:15
Ken	CARTER	45	01:28
Les	CATIONS	40	01:41

2000 m

George	GOODE	70	11:32
--------	-------	----	-------

COBURG VENUE RESULTS 25/06/98

COBURG VENUE RESULTS 02/07/98

COBURG VENUE RESULTS 02/07/98

800 m

Jarrod	DE ANGELIS	15	01:36
Tim	WILLIAMS	15	02:43
Bruce	GIBBS	49	03:01
Jayden	DE ANGELIS	JNR	03:07
Bill	RYAN	57	03:11
Barbara	DALGLEISH	61	03:15
Sarah	CORNALL	JNR	03:50
George	GOODE	70	03:55
Ken	CARTER	45	04:14

100 m

Jarrod	DE ANGELIS	15	12.73
Tim	WILLIAMS	15	13.81
Bruce	GIBBS	49	14.14
Damon	GREEN	15	14.76
Christine	GRIFFITHS	49	17.79
Bryan	KELLY	50	17.88
Gordon	BURROWES		18.03
Ken	CARTER	45	18.15

1500 m

Fred	RADEMAKER	45	05:09
Jarrod	DE ANGELIS	15	05:11
Jason	WEBER	JNR	06:10
Gordon	PROUDFOOT	54	06:12
Bruce	GIBBS	49	06:13
Tino	FULGENZI	49	06:18
Jayden	DE ANGELIS	JNR	06:23
Bryan	KELLY	50	06:52
Ken	CARTER	45	08:24

3000 m

Chris	HARRAP	37	11:49
Lynley	MARSH	46	15:59
Les	CATIONS	40	18:51

500 m

Jarrod	DE ANGELIS	15	01:27
Tim	WILLIAMS	15	01:28
Damon	GREEN	15	01:40
Bruce	GIBBS	49	01:45
Joshua	P	JNR	01:50
Bryan	KELLY	50	01:56
Jayden	DE ANGELIS	JNR	02:03
Sarah	CORNALL	JNR	02:06
Christine	GRIFFITHS	49	02:15
Ken	CARTER	45	03:57

5000 m

Wayne	TRUEFELDT	28	19:37
Andrew	JORDAN	39	20:30
Jeff	CALDWELL	37	20:52
Gordon	PROUDFOOT	54	22:00
Mark	KELLY	36	22:09
John	LEAHY	40	22:14
Denny	MARTIN	49	22:25
Barbara	DALGLEISH	61	22:44
Bryan	KELLY	50	24:02
Andrew	HIDES	35	24:11
Roy	MCKENZIE	40	24:37
Lynley	MARSH	46	25:52
Ian	CORNALL	47	26:38
Vicki	BAMFORD	45	26:54
Sue	SOUTHAN-SAHIN	47	26:54
Ken	CARTER	45	33:01
Leah	THOMPSON	23	35:21
Les	CATIONS	40	36:33

5000 m

Fred	RADEMAKER	45	19:18
Andrew	JORDAN	39	21:15
Jeff	CALDWELL	37	21:32
Gordon	PROUDFOOT	54	22:45
Mark	KELLY	36	23:01
Barbara	DALGLEISH	61	23:16
Roy	MCKENZIE	40	24:16
Bill	RYAN	57	24:50
Sue	SOUTHAN-SAHIN	47	25:40
Vicki	BAMFORD	45	25:40
Ian	CORNALL	47	26:39
Ken	CARTER	45	31:47
John	LEAHY	40	27:00

1000 m Walk

George	GOODE	70	07:36
Sarah	CORNALL	JNR	08:00
Leo	THIELER	10	08:09
Max	THIELER	JNR	09:03

3000 m Walk

Colin	HEYWOOD	43	15:16
-------	---------	----	-------

COBURG VENUE RESULTS 16/07/98

200 m			
Jarrod	DE ANGELIS	15	26.05
Bruce	GIBBS	49	29.59
Damon	GREEN	15	30.52
Roy	MCKENZIE	40	32.63
Mario	MUSCAT	44	33.59
Bryan	KELLY	50	37.24
Jayden	DE ANGELIS	JNR	38.29
Christine	GRIFFITHS	49	38.54
Bernie	GOGGIN	61	43.62
Colin	HEYWOOD	43	48.94
Ken	CARTER	45	56.53

1000 m

Andrew	MARTIN	14	03:40
Bryan	KELLY	50	03:55
Bruce	GIBBS	49	03:58
Mario	MUSCAT	44	04:17
Jayden	DE ANGELIS	10	04:18
Barbara	DALGLEISH	61	04:20
Bernie	GOGGIN	61	04:58
George	GOODE	70	05:08
Sarah	CORNALL	11	05:17
Ken	CARTER	45	06:03

COBURG VENUE RESULTS 23/07/98

110 m

John	DE ANGELIS	13	01
Bruce	GIBBS	49	14.87
Bryan	KELLY	50	18.03
Christine	GRIFFITHS	49	19.32
Gordon	BURROWES		20.16
Ken	CARTER	45	25.13

COBURG VENUE RESULTS 30/07/98

400 m

Keith	HOWDEN	52	01:02
Andrew	MARTIN	14	01:10
Jason	WEBER	12	01:18
Chris	HARRAP	37	01:25
Bryan	KELLY	50	01:28
Joshua	POWELL	12	01:29
Adam	WEBER	7	01:40
Colin	HEYWOOD	44	01:41
Ken	CARTER	45	01:59

800 m

Fred	RADEMAKER	45	02:35
Andrew	MARTIN	14	02:43
Bruce	GIBBS	49	02:59
Bryan	KELLY	50	03:08
Mario	MUSCAT	44	03:09
Barbara	DALGLEISH	61	03:23
Colin	HEYWOOD	44	03:36
Christine	GRIFFITHS	49	03:54
Bernie	GOGGIN	61	04:36
Ken	CARTER	45	04:41

4000 m Walk

Colin	HEYWOOD	44	19:58
-------	---------	----	-------

COBURG VENUE RESULTS 23/07/98

600 m

Anthony	CAR	28	01:38
Bruce	GIBBS	49	02:06
Bryan	KELLY	50	02:18
Mario	MUSCAT	44	02:19
Barbara	DALGLEISH	61	02:22
Colin	HEYWOOD	44	02:36
Bernie	GOGGIN	61	02:37
Christine	GRIFFITHS	49	02:39
Sue	SOUTHAN-SAHIN	47	02:42
Ken	CARTER	45	03:31

1200 m Walk

Colin	HEYWOOD	44	05:50
Roy	MCKENZIE	40	08:53
Heather	CORNALL	40	09:19

1600 m

Gordon	PROUDFOOT	55	06:30
Bryan	KELLY	50	06:40
Bruce	GIBBS	49	06:54
Mario	MUSCAT	44	07:31
Bernie	GOGGIN	61	08:09
George	GOODE	70	08:20
Sue	SOUTHAN-SAHIN	47	08:21
Les	CATIONS	40	09:42
Ken	CARTER	45	10:02

2000 m

Heather	CORNALL	40	14:01
---------	---------	----	-------

4000 m Walk

Colin	HEYWOOD	44	19:52
-------	---------	----	-------

COBURG VENUE RESULTS 23/07/98

4000 m

Kevin	CASSIDY	37	16:08
Bryan	KELLY	50	17:15
Gordon	PROUDFOOT	55	17:36
Denny	MARTIN	50	17:55
Mark	KELLY	36	18:22
Barbara	DALGLEISH	61	18:36
Ian	CORNALL	47	19:16
Roy	MCKENZIE	40	19:47
Mario	MUSCAT	44	19:48
Bernie	GOGGIN	61	19:50
Sue	SOUTHAN-SAHIN	47	20:07
Vicki	BAMFORD	45	20:07
Christine	GRIFFITHS	49	21:46
Kate	ROWBOTHAM	55	24:06
Les	CATIONS	40	28:09
Ken	CARTER	45	28:43

COBURG VENUE RESULTS 30/07/98

100 m

Keith	HOWDEN	52	12.89
Andrew	MARTIN	14	13.82
Bruce	GIBBS	49	14.00
Jason	WEBER	12	15.79
Mario	MUSCAT	44	16.62
Joshua	POWELL	12	18.00
Chris	HARRAP	37	18.24
Bryan	KELLY	50	18.28
Christine	GRIFFITHS	49	18.53
Adam	WEBER	7	19.66
Sasha	CORNALL	8	19.88
Ken	CARTER	45	20.10
Barbara	DALGLEISH	61	20.72
Sue	SOUTHAN-SAHIN	47	22.21

V.V.A.C.Inc. Merchandise & Enquiries

(Please telephone to confirm order/s) E.&.O.E.  
Competition singlets \$15.00

Lycra Competition crop tops \$15.00  
Margaret Cassidy 9478 3687

V.V.A.C.Inc. Badges \$ 3.00  
John Dean 9337 7179

V.V.A.C.Inc. Track Suits (incl. post) \$98.00  
and peaked Navy hat \$10.00  
Doug Orr 9878 4875

V.V.A.C.Inc. Navy Windcheaters \$22.00  
White T-shirts (short sleeve) \$12.00  
and T-shirts (long sleeve) \$16.00  
Peter Colthup OAM.9795 1169

V.V.A.C.Inc. Socks \$ 5.00  
and Venue T-shirts \$12 - \$14.00  
David Sheehan 9794 7464

1998 V.V.A.C.Inc. Subscriptions \$25.00  
(or \$40.00 per couple at same address)  
Astrid Rose  
71 Union Road Surrey Hills 3127

ADVERTISERS WANTED

We have room for a few small advertisements in future copies of "AROUND THE GROUNDS".

Have you a business you would like the members to be aware of.

By advertising through us you will be helping to keep our magazine free to members as well as helping yourself.

The cost to you is very small, for further information please ring me on 97951169

Editor.

## RESULTS FROM EAST BURWOOD - JULY

## 2/7/98 100 METRES HEAT 1

1 Andrew FRASER	56	13	6
2 Gerry ROBINSON	59	15	3
3 Doug ORR	75	18	2

## HEAT 2

1 Norm KEITH	71	15	9
2 Jenny FAWKES	40	16	4
3 Bryce HONEY	Inv	17	1

## 10 MIN WALK TIME TRIAL

Tony MARTIN	3 L	25 m
Dave HERBERT	3 L	25 m
Elaine RUTHERFORD	3 L	275 m
Cynthia HERBERT	3 L	25 m
Alf HETHERTON	2 L	275 m
Les CLARK	2 L	275 m
Joy CURTIS	3 L	200 m
Bob LEWIS	3 L	25 m

## 800M HANDICAP HEAT 4 H'Cap

1 Gerry ROBINSON	0 30	3 30
2 Peter FOOT	1 00	3 31
3 Stewart HANDASYDE	1 00	3 32
4 Sam DEFANIS	1 02	3 40
5 Rob CATHERALL	1 30	3 41
6 Graham PHILPOTT	1 02	3 42
7 Doug PETROFF	1 02	3 44
8 Jenny FAWKES	0 48	3 46
9 Murray HUTCHISON	1 13	3 47
10 Leo WATSON	0 41	3 49
11 Ewen WILSON	1 26	3 52
12 Lloyd NICHOLS	0 10	3 53
13 Tony MARTIN	0 25	4 00
14 Peter BATTRICK	0 25	4 01
15 Gerry CLARKE	0 45	4 09

## 300M SPRINT

1 Peter FOOT	41	43	1
2 Doug PETROFF	56	51	5
3 Gerry ROBINSON	59	53	9
4 Norm KEITH	71	54	9
5 Doug ORR	75	62	0

## 20/40 MIN RUN/WALK TIME TRIAL

Eddie STACK	8 L	16 05
Phyllis GOSBELL	8 L	
Gerry CLARKE	10 L	
Bob LEWIS	9 L	20 m
John HALL	11 L	
Bob CURTIS	11 L	
Jenny FAWKES	10 L	50 m
Marlene PETROFF	9L	40 m
Doug PETROFF	9L	40 m
Hawley THOMAS W	6 L	40 m
Coral MONK	10 L	30 m
Joy CURTIS W	6 L	200 m
Vin O'BRIEN	11 L	240 m

## 20/40 MIN RUN/WALK TIME TRIAL Con

Norm CAMERON	11 L	250 m
John MONK	12 L	290 m
Elaine RUTHERFORD W6 L	310 m	
Peter BATTRICK	10 L	220 m
Ray VALLANCE	9 L	230 m
Alex HARRIS	8 L	100 m
John SUTTON	8 L	100 m
Marlene CAMERON	9 L	25 m
Tony MARTIN	9 L	25 m
Trevor JUPP	9 L	40 m
Ken MILLSTEED	12 L	200 m
Ewen WILSON	26 L	250 m
Sam DEFANIS	24 L	100 m
Ron WILSON	21 L	200 m
Jack FREDRICKSON	21 L	133 m
Cynthia HERBERT W	11 L	325 m
Dave HERBERT	21 L	
Graham PHILPOTT	25 L	150 m
Col MILLER	19 L	290 m
John CUNNINGHAM	21 L	10 m

## 9/7/98 90 METRES

1 Alan SINCLAIR	48	12 42
2 Brian TAIT	56	12 62
3 Andrew FRASER	56	13 34

## 1500 M WALK

1 Dave HERBERT	57	10 58
2 Ken NICHOLLS	67	12 43
3 Tony MARTIN	70	12 43

## 1 MILE

1 Ewen WILSON	45	5.04.4
2 Rob CATHERALL	50	5.23.7
3 Rob BAULCH	50	6.02.2
4 Peter BATTRICK	54	8.07.0

## 400 M HANDICAP

1 Stewart HANDASYDE	31	1 35
2 Leo WATSON	23	1 39
3 Alan SINCLAIR	42	1 39
4 Rob CATHERALL	40	1 40
5 Vin O'BRIEN	19	1 40
6 John GREEN	30	1 44
7 Brian TAIT	35	1 45
8 Lloyd NICHOLS	13	1 46
9 Andrew FRASER	38	1 50
10 Murray HUTCHISON	35	1 52
11 Peter BATTRICK	13	2 00

## 2K WALK, 5 K RUN SEALED H'CAP

		H'Cap
1 Bob LEWIS W	7.2	13 00
2 Dave HERBERT W	7.4	13 25
3 Hawley THOMAS W		14 52
4 Cynthia HERBERT W	2.2	15 23
5 Ken NICHOLLS W	3.45	16 12

## RESULTS FROM EAST BURWOOD - JULY

## 9/7/98 SEALED HANDICAP Cont

6 Ewen WILSON	17	24
7 John MONK	3.1	19 46
8 Alan GREEN		21 21
9 Vin O'BRIEN	4.4	22 15
10 John CUNNINGHAM	5.5	23 30
11 John SUTTON	6.1	24 10
12 Doug PETROFF	3.3	24 24
13 Coral MONK	4.25	24 33
14 Peter BATTRICK	7.15	24 44
15 Tony MARTIN	7.2	26 22
16 Marlene PETROFF	10 L	27 02

## 16/7/98 100M H'CAP

1 Ken MILLSTEED	-7	13 7
2 Alan SINCLAIR	-10	13 7
3 Brian TAIT	-3	13 8
4 Andrew FRASER	-5	13 8
5 Doug ORR	14	14 5

## 1000 M WALK

1 Tina BAARSLAG	65	6 42
2 George SIMONS		7 08
3 Ken NICHOLLS	67	7 59
4 Marlene CAMERON	48	8 18
5 Norm CAMERON	53	8 18
6 Cynthia HERBERT	56	8 21
7 Tony MARTIN	70	9 06
8 Dave HERBERT	57	9 07

## RELAY 2 x 200/400/200

1 Leanne CROCE		
Brian TAIT		
Alan SINCLAIR	7.21.77	
2 Gerry CLARKE		
John GREEN		
Leo WATSON	7.41.8	
3 Doug ORR		
Andrew FRASER		
Garry CROCE	7.51.8	

## 6 LAP WALK, 12 LAP RUN TEAMS OF 3

1 Prue FINDLAY	25	20 17
Paul STONE	24	20 54
Marlene CAMERON	49	25 37
2 Ewen WILSON	45	16 15
Dave HERBERT	57	21 13
Gerry CLARKE	61	23 36
3 Cynthia HERBERT	56	20 06
Coral MONK	50	22 14
Eddie STACK	64	23 34
4 Norm CAMERON	53	20 44
Don McMAHON	59	23 20
Tony MARTIN	70	24 05

## 6L WALK, 12 L RUN Teams 3 Cont

5 Hawley THOMAS	59	17 58
Ken MILLSTEED	48	19 14
Doug PETROFF	56	30 46
6 Sam DEFANIS	50	18 39
Ray VALLANCE	53	22 08
Jan BURROWS	48	23 36
7 Ron WILSON	61	20 37
Gordon STEPHEN	44	23 11
Peter BATTRICK	55	24 06
8 Rob BAULCH	50	19 11
Ken NICHOLLS	67	19 59
Lloyd NICHOLS	57	29 02
9 Bob LEWIS	70	17 15
Don COX	62	23 26
Ann WEARN	31	35 30
Eric SIGMONT	49	17 27
Murray HUTCHISON	49	19 04
John HALL	51	21 25
Vern GERLACH	73	24 06
Frank TUTCHENER (10 Laps)	25 55	
Margaret SMITH	59	27 55

## 23/7/98 100 METRES

1 Alan SINCLAIR	48	14 57
2 Don McMAHON	59	15 21
3 Marlene JOHNS	34	15 22
4 Doug ORR	75	18 47
5 Gwen DAVIDSON	75	19 53
6 Frank TUTCHENER	70	20 61

## 800M WALK

1 Marlene CAMERON	48	7 01
2 Norm CAMERON	53	7 01
3 Tony MARTIN	70	7 01

## 1500 METRES HANDICAP

1 Tony MARTIN	70	7.41.2
2 Leo WATSON	57	7.42.7
3 Peter FOOT	41	7.45.8
4 Rob CATHERALL	50	7.46.4
5 Graham PHILPOTT	55	4.47.9
6 Ewen WILSON	45	7.48.7
7 Don COX	62	7.53.8
8 Ron WILSON	61	8.01.8
9 Lloyd NICHOLS	57	8.09.0
10 Frank TUTCHENER	70	8.22.6
11 Alan SINCLAIR	48	8.28.1

## 200 METRES HEAT 1

1 Alan SINCLAIR	48	26 35
2 Peter FOOT	41	26 78
3 Don McMAHON	59	30 73
4 Marlene JOHNS	34	31 31
5 Stewart HANDASYDE	46	32 89

## RESULTS FROM EAST BURWOOD - JULY

## 23/7/98 Cont. 200 M HEAT 2

1 Norm CAMERON	53	34	72
2 Leo WATSON	57	35	47
3 Jan BURROWS	48	36	44
4 Frank TUTCHENER	70	36	99
5 Doug ORR	75	37	59

## 3 K WALK, 3/5 K RUN

1 Ewen WILSON	45	9	46
2 Rob CATHERALL	51	10	06
3 John HALL	51	11	56
4 Norm CAMERON	53	12	51
5 Jan BURROWS	48	13	50
6 Don McMAHON	59	14	45
7 Don COX	62	14	48
8 Trevor JUPP	58	14	48
9 Kathy PRESTEGAR	48	15	40
10 Marlene CAMERON	48	16	00
11 Leo WATSON	57	16	03
12 Sam DEFANIS	50	19	23
13 Graham PHILPOTT	55	19	34
14 Peter FOOT	41	20	59
15 Eric DAVIDSON	57	21	16
16 Hawley THOMAS W	59	21	41
17 Ron WILSON	61	21	57
18 John CUNNINGHAM	53	23	08
19 Ray VALLANCE	53	23	12
20 Richard PIESSE	55	24	34
21 Eddie STACK	64	24	49
22 Margaret SMITH	59	27	07
23 Alan BOLTMAN	48	28	13
24 Tony MARTIN	70	28	41
25 Frank TUTCHENER	70	28	42
26 Cherie BALDWIN	46	29	45
27 Marlene PETROFF	56	29	50
28 Peter BATTRICK	55	29	50
29 Coral MONK	50	29	51
30 Bob LEWIS	70	29	51

## 30/7/98 80 METRES HEAT 1

1 Andrew FRASER	56	11	20
2 Brian TAIT	56	11	31
3 Marlene JOHNS	34	11	91
4 Frank TUTCHENER	70	12	63

## HEAT 2

1 Alan SINCLAIR	48	10	53
2 Ken MILLSTEED	48	10	96
3 Doug ORR	75	14	45

## 300 METRES

John MOORE	47	42.56 (R)
Gotfried SCHUTZ	45	44.48
Mal EDDY	41	48:22
John JACOBI	33	51:48
Steve DAVIES	37	54:43
Bob SEAMER	52	56:45
Gary STRATTON	51	60:16
Alan FOOT	55	62:05
Kate HAMMOND	38	63:16
Brian WOODS	61	68:56
Fred BARNETT	50	79:83
100 METRES		
Gotfried SCHUTZ	45	13.58
Mal EDDY	41	13.90
Gary STRATTON	51	16.72
Kate HAMMOND	38	19.58
Brian WOODS	61	17.87
Fred BARNETT	50	20.62

## 30/7/98 1200M WALK

1 Ken NICHOLLS	67	10	03
2 Alf HETHERTON	69	11	28
3 Frank TUTCHENER	70	11	28
4 Bob LEWIS	70	11	28

## 1000 METRES

1 Ewen WILSON	45	2	52.7
2 Rob CATHERALL	50	2	53.5
3 Ron WILSON	61	3	29.5
4 Doug PETROFF	56	3	36.5
5 Leo WATSON	57	4	05.8
6 Frank TUTCHENER	70	4	23.7

## 2 x 100 METRES

1 Andrew FRASER	56		
Marlene JOHNS	34	27	93
2 Brian TAIT	56		
John GREEN	53	28	23
3 Alan SINCLAIR	48		
Doug ORR	75	29	55
4 Frank TUTCHENER	70		
Ken MILLSTEED	48	30	77

## 8 LAP WALK, 12/25 LAP RUN

1 Ewen WILSON	45	16	38
2 Murray HUTCHISON	49	19	21
3 Alan GREEN	49	19	52
Tony ALSOP	25	20	00
5 Ron WILSON	81	21	17
6 John HALL	51	21	35
7 Paul STONE	24	22	01
8 Ray VALLANCE	53	22	15
9 John CUNNINGHAM	53	22	42
10 Don COX	62	23	21
11 John SUTTON	55	23	21
12 Eddie STACK	64	23	27
13 Bob LEWIS	70	24	07
14 Frank TUTCHENER	70	25	13
15 Coral MONK	50	25	35
16 Vern GERLACH	73	25	35
17 John KERR	69	27	09
18 Lloyd NICHOLS	57	28	03
19 Doug PETROFF	56	28	03
20 Ken NICHOLLS W	67	28	05
21 Marlene PETROFF	56	28	09
22 Jan BURROWS	48	28	09
23 Sam DEFANIS	50	40	53
24 Graham PHILPOTT	59	42	01
25 Rob BAULCH	50	42	29

## GEE LONG VENUE

## GEE LONG VENUE RESULTS

## JULY 1998

## 3200 METRES Div. 1.

Paul SCHNYDER	36	9:51
Dave ELWARD	48	10:20
Jeff WALKER	50	10:48
Paul STEWART	38	10:55
John MOORE	47	11:31
Clive PAISLEY	47	11:37
Mauro MORGANTI	42	11:44
Graham McINTOSH	43	11:50
Neil MacDONALD	41	12:09
Phil VERNON	37	12:14

## DIV. 2.

John WILLIGEN	51	11:44
Mal EDDY	41	12:18
David WOODS	36	12:24
Ron CAMPBELL	55	12:25
Gary STRATTON	51	13:14
Bob SEAMER	52	13:30
Geoff CORN	41	13:33
Jill COYTE	43	13:55
Tony ALSOP	57	14:00
Karmel BARTOLICH	30	14:05
Annette POLLOCK	42	14:29
Janet MICHAEL	51	14:48
Alan FOOT	55	15:20
Brian WOODS	61	16:20

## 400 METRES Div. 1.

Mal EDDY	41	1:07.67
David WOODS	36	1:14.84
Gary STRATTON	51	1:17.98
Karmel BARTOLICH	30	1:24.95
Annette POLLOCK	42	1:32.80
Janet MICHAEL	51	1:35.77

## Div. 2.

John WILLIGEN	51	1:22.54
Tony ALSOP	57	1:27.77
Alan FOOT	55	1:34.56
Brian WOODS	61	1:37.35

## 200 METRES

Alan FOOT	55	36.30
Tony ALSOP	57	41.00
Brian WOODS	61	42.03

## MILE

Paul SCHNYDER	36	4:47
John JACOBI	33	4:31
Phil VERNON	37	5:51
Chris COLLEY	47	5:57
Neil MacDONALD	41	6:00
Gary STRATTON	51	6:35
Cheryl REYNOLDS	38	6:49

## 1000 METRES

Paul SCHNYDER	36	2:54
John JACOBI	33	3:19
Phil VERNON	37	3:37
Neil MacDONALD	41	3:38
Chris COLLEY	47	3:46
Gary STRATTON	51	3:57

Jill COYTE	43	4:06
Cheryl REYNOLDS	38	4:10
300 METRES		
Paul SCHNYDER	36	40.63
John JACOBI	33	51.38
Gary STRATTON	51	56.36
2800 METRES		15/7/98
Dave ELWARD	48	8:54
Paul STEWART	38	9:17
Mauro MORGANTI	42	9:56
Ron CAMPBELL	55	10:35
Neil MacDONALD	41	10:35
Mal EDDY	41	10:36
Chris COLLEY	47	10:43
David WOODS	36	10:53
Horacio PEREIRA	47	11:03
Bob SEAMER	52	11:29
Gary STRATTON	51	11:35
Geoff CORN	41	11:35
Graeme KILFOYLE	38	11:37
Jill COYTE	43	11:41
Tom BLOOD	58	11:46
Karmel BARTOLICH	31	12:18
Kate HAMMOND	38	12:25
Annette POLLOCK	42	12:37
Janet MICHAEL	51	12:54
Geoff McDONALD	50	13:11
Alan FOOT	55	13:21
Brian WOODS	61	13:55
Fred BARNETT	50	14:47
Della MITCHELL	64	15:48(R)
1500 METRES		
Mauro MORGANTI	42	5:07
David WOODS	36	5:42
Gary STRATTON	51	6:01
Karmel BARTOLICH	31	6:25
Kate HAMMOND	38	6:27
Alan FOOT	55	6:46
Janet MICHAEL	51	6:51
Annette POLLOCK	42	6:52
Brian WOODS	61	7:20
Fred BARNETT	50	7:55
Della MITCHELL	64	8:30
100 METRES Div. 1.		
David WOODS	36	13.34
Gary STRATTON	51	14.75
Karmel BARTOLICH	31	14.97
Mauro MORGANTI	42	15.17
Alan FOOT	55	15.35
Brian WOODS	61	16.92
Kate HAMMOND	38	18.09
Janet MICHAEL	51	19.48
Annette POLLOCK	42	19.53
Fred BARNETT	50	20.16
Della MITCHELL	64	21.16
5000 METRES		29/7/98
Geoff PURNELL	42	16:54
John JACOBI	33	17:17
Jeff WALKER	51	17:31
Paul STEWART	38	17:56

## SOUTHERN PENINSULA JULY 98 RESULTS.

### SUNDAY 5TH.

A STRONG COLD WIND DOMINATED THE CROSS COUNTRY, RUN-RIDE-RUN, TEAMS EVENT ON THE AFTERNOON OF THE 5TH. \*TEAM MEMBERS WERE SEEDED INTO THREE DIVISIONS, RANDOMLY DRAWN AND THRUST TOGETHER TO SORT OUT WHICH LEG OF THE EVENT TO NOMINATE TOWARD THE TEAM TIME.

A 22 SECOND VICTORY WENT TO THE TEAM OF LEE & BERNARD POWNALL AND BARRY FRY.

OF THOSE THAT COMPLETED THE ENTIRE COURSE, PBs WERE RECORDED BY JULIE MARSHALL, BARRY FRY & RUSS CHRISTIE.

#### THE 14KM CROSS COUNTRY RUN-RIDE-RUN TEAMS EVENT.

TEAM	AGE	4KM CC RUN	6KM CC RIDE	4KM TRACK	INDIV TIME	TEAM TIME
<u>WINNERS</u>						
Bernard POWNALL	52	<b>21:03</b>	26:05	22:21	1:09:29	
Lee POWNALL	55	--	<b>19:17</b>	--		
Barry FRY	55	16:31	17:31	<b>17:08</b>	50:52	<b>57:22</b>
<u>1ST LOOSER</u>						
Kevin RADFORD	39	<b>18:36</b>	23:22	21:45	1:03:43	
Heather McDONALD	48	20:22	<b>21:14</b>	22:06	1:03:38	
Doug HARRISON	14	--	--	<b>17:54</b>		<b>57:44</b>
<u>3RD PLACED</u>						
Ann HOLCOMBE	51	<b>17:29</b>	--	--		
Ray OUGHTON	77	--	<b>23:16</b>	--		
Bill CARR	48	19:20	--	<b>18:27</b>		<b>59:12</b>
<u>NUMBER 4</u>						
Brian HOLECOMBE	52	<b>18:36</b>	--	--		
Russ CHRISTIE	40	18:15	<b>20:40</b>	20:42	59:37	(A BIG PB FOR RUSS)
Meredith RADFORD	37	--	--	<b>25:26</b>		<b>1:04:42</b>
<u>5TH PLACED</u>						
Alan RADFORD	47	<b>18:02</b>	23:10	19:43	1:00:55	
Ken TAYLOR	52	--	<b>24:14</b>	--		
Barbara BONNICI	50	--	--	<b>23:19</b>		<b>1:05:35</b>
<u>2ND LAST</u>						
Julie MARSHALL	39	<b>24:00</b>	28:39	25:52	1:18:31	(JULIE HAS A PB ALSO)
Dennis ARDLEY	51	19:45	<b>19:27</b>	19:33	58:45	
Sue SIMPSON	39	20:55	25:24	<b>22:38</b>	1:08:57	<b>1:06:05</b>
<u>AND FINALLY</u>						
Kenna McDONALD	14	<b>23:33</b>	--	--		
Lachlan McDONALD	19	15:48	<b>19:04</b>	20:33	55:25	
Jackie TAYLOR	51	22:50	25:57	<b>23:49</b>	1:12:36	<b>1:06:26</b>

JULIE, DENNIS & SUE FORMED THE ONLY TEAM TO COMPLETE EVERY LEG OF THE COURSE AND THEY WON THE THREE MONTH WORLD CRUISE COMPLIMENTS FROM THE ROWAN BAIL TRAVEL CENTRE. IT WAS NOT NICE TO SEE THE RUNNER ON THE TRACK LAUGH WILE OVERTAKING THE CYCLIST ON THE OUTER WHO WAS DOING HIS BEST TO PEDDLE INTO THE WIND. PLEASE DON'T DO THAT TO ME AGAIN MEREDITH.

### SUNDAY 12TH.

100 MTRS.			200 MTRS.		
Doug HARRISON	14	15:14	Doug HARRISON	14	30:14
John SIMPSON	45	15:98	Alan RADFORD	47	31:38
Alan RADFORD	47	16:41	Russ CHRISTIE	40	31:97
Vasilis POLATIDIS	14	16:73	Vasilis POLATIDIS	14	36:55
Daniel SIMPSON	13	16:73	Meredith RADFORD	37	39:09
Meredith RADFORD	37	17:78	Jessica SIMPSON	7	43:05
Jessica SIMPSON	7	18:76	John SIMPSON	45	47:26

DOUG HARRISON IS IN GOOD FORM WINNING THE SPRINTS THEN HAVING A BEST TIME IN THE 4KM HANDICAP. RUSS CHRISTIE KNOCKS UP 3 PBs JULIE 2, AND 1 EACH TO DANIEL, HEATHER & BOB. PATRICIA HARRISON BLASTS HER BEST 4KM TIME TO SMITHERINES WHILE WINNING THE HANDICAP WITH A SUB 1:29 PB. JOHN & RUSS BEAT UP JULIE BEFORE WE ALL WENT HOME.

1500 MTRS.			1200 MTR. WALK		
Russ CHRISTIE	40	5:54 PB	Barbara BONNICI	50	8:27 =PB
Vasilis POLATIDIS	14	6:06	Sue SIMPSON	39	9:04
Alan RADFORD	47	6:06	Julie MARSHALL	39	9:11 PB
Stephan POLATIDIS	61	7:04	Russ CHRISTIE	40	9:15 PB
Sue SIMPSON	39	7:26	Meredith RADFORD	37	10:09
Theresa HARRISON	11	7:49	Stephan POLATIDIS	61	10:58
Jess SIMPSON	7	8:09	Patricia HARRISON	100	10:58
Patricia HARRISON	21	8:27			
Barbara BONNICI	50	8:27			

#### THE 4KM TRACK SPIRAL HANDICAP RUN.

HCP CLOCK ACTUAL				HCP CLOCK ACTUAL							
Patricia HARRISON	49	3:15	24:30	21:30	PB	Doug HARRISON	14	9:30	26:00	16:30	PB
Julie MARSHALL	39	2:30	25:06	22:36	PB	John SIMPSON	45	0:50	26:06	25:16	
Daniel SIMPSON	13	6:30	25:29	18:59	PB	Sue SIMPSON	39	5:40	26:14	20:34	
Russ CHRISTIE	40	8:00	25:33	17:33	PB	Barb BONNICI	50	3:40	26:30	22:50	
Bob JEFFREY	65	7:30	25:35	18:05	PB	Stephan POLATIDIS	61	7:05	26:48	19:43	
Heather McDONALD	48	6:20	25:45	19:25	PB	Alan RADFORD	47	9:50	26:48	16:58	

### SUNDAY 19TH.

WE ASK TORVILE & DEAN TO GIVE US SOME ROOM ON THE TRACK THEN WE PROCEED TO SNAP THE GRASS ON ONE OF THE COOLEST PENINSULA MORNINGS.

GOOD SPRINT TIMES WERE HARD TO COME BY BUT HEATHER MANAGED A BEST IN THE 100 MTRS. BEFORE ANOTHER IN THE 1500 MTR. WALK. OTHERS TO CLAIM DUEL PBs FOR THE MORNING WERE MEREDITH, PATRICIA, SUE & DOUG. JACKIE TAYLOR HAS THE ONE PB THAT REALLY COUNTED IN THE 1500 MTR. WALK - BEST PB TROPHY EVENT WHEN SHE CUT 3 MINUTES 14 TO WIN THE PRIZE.

WITH 26 STARTERS IN THE 5KM ROAD EVENT, WE CONTEMPLATED HAVING 2 HEATS OR CLOSING THE ROAD. IT WAS GREAT TO SEE SO MANY TURN OUT ON SUCH A COLD FROSTY MORNING, A MORNING WHEN ONE MANAGER HAS HIS DAY OFF. I GET THE MESSAGE, NO NEED TO HIT ME WITH A SLEDGE HAMMER.



SUNDAY 14TH CONTINUED.....

THE 4KM TRACK RUN ESTIMATED TIME EVENT.

	EST	TIME	RESULT	EST	TIME	RESULT
Julie MARSHALL	39	23:30	23:36 PB +0.06	Dave APPLEBY	37	18:00 18:53 +0.53
Ian ORR	47	16:00	15:51 -0.09	Stephan POLATIDIS	61	20:00 18:54 PB -1:06
Sue SIMPSON	39	20:30	20:53 +0.23	Jackie TAYLOR	51	22:50 21:44 -1:06
Russ CHRISTIE	40	18:25	18:00 PB -0.25	Judy POLLOCK	57	20:00 18:48 -1:12
Barry FRY	55	15:00	15:30 PB +0.30	Bob JEFFREY	65	20:00 18:14 -1:46
Meredith RADFORD	37	24:50	24:10 PB -0.40	Heather McDONALD	48	21:36 19:37 PB -1:59
Lachlan McDONALD	19	15:00	14:19 PB -0.41	Dianne McGRATH	36	22:00 20:01 -1:59
Graham ANGLISS	36	16:15	15:13 -0.45	Dennis ARDLEY	51	20:00 17:37 -2:13
Ken TAYLOR	52	19:10	20:03 +0.53	Patricia HARRISON	48	27:02 23:45 -3:17

PBs GALORE HERE, MEREDITH SLASHES 44 SECONDS, LACHLAN 32, STEPHAN 33, RUSS 20, JULIE 16, HEATHER 8, AND BARRY, KNOCKS OFF 7, WITH A STRONG RUN. BIG BOB JEFFREY JOINS US FOR THE WORKOUT AND HE LOOKS AS FIT AS A FIDDLE. PLENTY OF NEGATIVE RESULTS IN THE ESTIMATIONS SO MOST ARE RUNNING BETTER THAN THEY THINK. (if they think)

SUNDAY 21ST.

IT'S 3:30 IN THE AFTERNOON AND A DEDICATED BUNCH TURN OUT FOR THE ENTERTAINMENT AMIDST COLD, WET CONDITIONS. EVEN IAN ORR ARRIVES AS IT WAS JUST MUCH TOO LATE TO BE STILL SLEEPING IN. THE RELAY IS A CLOSE ENCOUNTER WHICH STARTS A BRAWL IN THE HOLCOMBE HOUSEHOLD, SOMETHING ABOUT "WHO CAN'T RUN STRAIGHT."

REKINDLING HIS CAREER, DOUG HARRISON RECORDS THREE PBs, THE BEST POSSIBLY HIS 25 SECONDS OFF THE 800MTR TIME. TWO BESTS TO PATRICIA HARRISON AND ONE EACH TO DAVE APPLEBY, VICTORIA RADFORD & LACHLAN McDONALD MEANS GETTING SOAKED WAS NOT ALL WASTED, PROBABLY MEANT DAVE ENJOYED HIS FIRST SHOWER SINCE THE HEYFIELD WEEKEND.

THE 4 X 100 MTR. RELAY

THE STRAIGHT LINERS

Meredith RADFORD	37
Ian ORR	47
Doug HARRISON	14
Brian HOLCOMBE	52 1:03:36

THE CROOKED LOOSERS

Victoria RADFORD	12
John SIMPSON	45
Ken TAYLOR	52
Ann HOLCOMBE	51 1:03:63

THE 1200 MTR. WALK

Lachlan McDONALD	19	6:13
Terry APPLEBY	9	8:39
Lee POWNALL	55	8:41
Patricia HARRISON	48	9:14
Jackie TAYLOR	51	10:16
Meredith RADFORD	37	10:16

VICKY SLASHES 20 SECONDS AND PATRICIA TAKES 3 FROM THEIR 800 MTRS.

THE 200 MTRS. Heat one.

Brian HOLCOMBE	52	29:98
John SIMPSON	45	31:75
Ian ORR	47	33:73
Ken TAYLOR	52	D.N.F.

Heat two.

Doug HARRISON	14	29:91 PB -0.83
Victoria RADFORD	12	38:24
Meredith RADFORD	37	45:02
Patricia HARRISON	48	53:24

THE 800 MTRS. ESTIMATED TIME RUN.

	EST	TIME	RESULT
Lachlan McDONALD	19	2:15 2:23	PB +0.08
Ann HOLCOMBE	51	2:51 2:42	-0.09
Dave APPLEBY	38	2:50 2:38	-0.12
Meredith RADFORD	37	4:10 4:23	+0.13
Ken TAYLOR	52	3:40 3:25	-0.15
Doug HARRISON	14	3:00 2:41	PB -0.19
Victoria RADFORD	12	3:55 3:35	PB -0.20
Ian ORR	47	3:10 2:40	-0.30
Bernard POWNALL	52	3:50 3:14	-0.36
Patricia HARRISON	48	5:41 4:25	PB -1:16

SUNDAY 19TH. CONTINUED....

100 MTRS. Heat one.

Victoria RADFORD	12	16:07
Ken TAYLOR	52	16:49
Meredith RADFORD	37	16:80
Heather McDONALD	48	20:49 PB

100 MTRS. Heat two.

Barry FRY	55	14:20
Doug HARRISON	14	14:60
Max BROOK	62	16:41
Ian ORR	47	16:59
Vasilis POLATIDIS	14	17:16

THE 4 X 100 MTR. RELAY

VICKYS' VICTORS.

Jackie TAYLOR	51
Bill CARR	49
Barry FRY	55
Victoria RADFORD	12 1:03:09

IAN'S INCOMPETENCE

Max BROOK	62
Kenna McDONALD	14
Meredith RADFORD	37
Ian ORR	47 1:05:09

DOUGS' DILEMMA

Ken TAYLOR	52
Vasilis POLATIDIS	14
Heather McDONALD	48
Doug HARRISON	14 1:05:82

600 MTRS.

Barry FRY	55	1:40
Doug HARRISON	14	1:54 PB
Ian ORR	47	1:56
Russ CHRISTIE	40	2:00
Max BROOK	62	2:04
Vas POLATIDIS	14	2:06
Graham ANGLISS	36	2:20
Ken TAYLOR	52	2:25
Stephan POLATIDIS	61	2:29
Meredith RADFORD	37	2:36
Des MIDDLETON	51	2:39
Heather McDONALD	48	2:40
Theresa HARRISON	11	2:52
Jackie TAYLOR	51	3:10
Patricia HARRISON	49	3:22

1500 MTR. WALK, BEST PB TROPHY

Jackie TAYLOR	51	10:02 PB -3:14
Meredith RADFORD	37	11:40 PB -1:36
Heather McDONALD	48	7:30 PB -0:49
Patricia HARRISON	49	10:36 PB -0:27
Sue SIMPSON	39	10:35 PB -0:11
Des MIDDLETON	51	7:46
Lee POWNALL	55	9:15
Sandra MIDDLETON	49	9:17
Russ CHRISTIE	40	10:55
Victoria RADFORD	12	11:04
Theresa HARRISON	11	11:41
Judy POLLOCK	58	13:50
Julie MARSHALL	39	13:50
Dianne McGRATH	36	13:50

THE 5KM ROAD RUN.

Barry FRY	55	18:37
Ian ORR	47	18:38
Graham ANGLISS	36	19:28
Bill CARR	49	21:03
Doug HARRISON	14	22:06 PB
Max BROOK	62	22:41 PB
Bernard POWNALL	52	22:50
Russ CHRISTIE	40	23:01
Stephan POLATIDIS	61	23:07 PB
Judy POLLOCK	58	23:46
Sue SIMPSON	39	23:59 PB
Ken TAYLOR	52	24:03
Dennis ARDLEY	51	25:50
Dianne McGRATH	36	25:44
Patricia HARRISON	49	25:59 PB
Kenna McDONALD	14	27:42 PB
Julie MARSHALL	39	27:44 PB
Heather McDONALD	48	27:51 WALK
Meredith RADFORD	37	29:39 PB

THE 3KM WALK DIVISION OF THE 5KM RUN

Lee POWNALL	55	23:31
Sandra MIDDLETON	49	23:31
Des MIDDLETON	51	23:33

BIG PBs FOR KENNA -5:07, PATRICIA -2:28, MAX -1:35, DOUG -1:30, JULIE -3:0, SUE -1:15, STEPHAN -0:2 AND MEREDITH -0:1. WHAT CAN BE SAID OF JACKIES -3:14 IN THE WALK

SUNDAY 21ST. CONTINUED...

THE 30 MINUTE (SQUISHY) TRACK RUN.

		DISTANCE			DISTANCE
Lachlan McDONALD	19	7456 PB	Ken TAYLOR	52	5569
Dave APPLEBY	37	7228 PB	Kenna McDONALD	14	4894
Ian ORR	47	6087	Patricia HARRISON		4733 PB
Dennis ARDLEY	51	6662	Jackie TAYLOR	51	4600
Doug HARRISON	14	6333 PB	Lorraine ARDLEY	47	4600
Brian HOLCOMBE	52	6200	Meredith RADFORD	37	4600
Bill CARR	48	6200	Lee POWNALL	55	4311
Bernard POWNALL	52	6087	Terry APPLEBY	9	3498

TOP EFFORTS TO ACHIEVE PBs IN THE SOGGY CONDITIONS. LACHLAN & ANN CLAIM THE TROPHIES IN THE 800 MTR. E.T. EVENT. THE LATE START HAS BEEN DEEMED A BIT OF A FAILURE SO AFTER THE JULY 5TH, 3.30 START WE WILL HAVE NO MORE.

SUNDAY 28TH.

WITH A VERY COLD WIND BLOWING THROUGH US MANY WERE RELUCTANT TO DISROBE FOR THE START OF THE WHITECLIFFS 8.5KM CROSS COUNTRY RUN, AND MANY DIDN'T, UNTIL THE HALF WAY MARK. WE DECIDE TO HAVE A 50 CENTS IN, WINNER TAKE ALL, E.T. EVENT, AND A BEST PB TROPHY. BARRY FRY WINS THE MONEY RUNNING 4 SECONDS TOO SLOW WHILE THE BEST PB TROPHY IS WON BY PATRICIA HARRISON WITH HER SUB 4 MINUTE 51 SECOND BEST TIME. IT WAS SO COLD BARRY MADE A CLANGING SOUND FOR THE FIRST KILOMETRE ON HIS WAY TOO HIS :55 PB HE WAS THEN TOO FAR AHEAD FOR ANYONE BUT DAVE TO HEAR, WHO WAS ALSO PRETTY NOISY CLAIMING HIS NEW BEST BY :33.

OTHER WHO IMPRESSED WITH BEST TIMES ON SUCH A COLD MORNING WERE LORRAINE ARDLEY, 1:02, KEN TAYLOR 1:30, AND MEREDITH RADFORD 1:56.

WE SUNG HAPPY BIRTHDAY TO THE ABSENT JUDY, ATE HER CAKE, DRANK HOT DRINKS AND SCURRIED HOME FOR A BARBIE., BRRRRRR.

TOP RUNS ALSO FROM THOSE HAVING THEIR FIRST LOOK OVER THE COURSE & DOUG HARRISON HAVING HIS FIRST OFFICIAL START IN THIS EVENT.

THE 8.5KM WHITECLIFFS CROSS COUNTRY RUN.

		EST	TIME	RESULT			EST	TIME	RESULT
Barry FRY	55	34:01	34:05	PB -0:04	Jackie TAYLOR	51	48:50	47:26	-1:24
Doug HARRISON	14		36:21	PF	Patricia HARRISON	21		48:09	PB
Dave APPLEBY	38	41:30	36:35	PB -4:55	Barb BONNICI	50	50:00	49:04	-0:56
Alan RADFORD	46	38:25	38:18	-0:07	Linda PATTERSON-STITT	30		49:35	PF
Jeff JESSUP	46	39:45	38:57	-0:48	Lorraine ARDLEY	47	49:55	50:22	PB +0:27
Russ CHRISTIE	40	41:00	39:46	-1:14	Neil STITT	33	49:35		PF
Dennis ARDLEY	51	40:00	40:33	+0:33	Julie MARSHALL	39		52:48	PF
Heather McDONALD	48	46:00	42:40	-3:20	Meredith RADFORD	37	54:10	52:48	PB -1:22
Sue SIMPSON	39	43:30	43:01	-0:29	Ray OUGHTON	77	48:00	54:07	+6:07
Ken TAYLOR	52	43:33	44:15	PB -0:18	Lee POWNALL	55	54:10	56:05	PF +1:55
Bernard POWNALL	52	45:20	44:16	PF -1:04					

THE 3KM. OPTION (1ST SHORT HALF)

Stuart WELLS	18	13:31	PF	Kenna McDONALD	14	16:47	PF
Victoria RADFORD	12	15:49	PF	Terry APPLEBY	9	22:34	PF

MANY THANKS TO THE YOUNG CLOCKERS FOR THEIR HELP TODAY, DANIEL, VASILIS, VICKY, JESSICA & KENNA.

SUNDAY 26TH.

THE CHINAMANS CREEK 10KM CROSS COUNTRY HANDICAP RUN.

	AGE	HCP	CLOCK	ACTUAL	THE PRIZE
Meredith RADFORD	37	GO	58:51	58:51 PB	THE BIG TROPHY
Jeff JESSUP	46	18:30	62:19	43:49 PB	THE LITTLE TROPHY
Bill CARR	49	16:40	62:42	44:02 PF	A GOOD FEELING
Julie MARSHALL	39	3:00	63:22	60:22 PB	THREE CHEERS !!!
Max BROOK	62	16:30	63:29	44:59 PF	WELL DONE MAX.
Russ CHRISTIE	40	18:00	63:51	45:51 PB	A 12 SECOND PB.
Patricia HARRISON	49	10:00	63:59	53:59 PB	THE MOST DESERVING.
Heather McDONALD	48	9:00 W	64:51	55:51	SORE LEGS.
Bernard POWNALL	52	17:50	65:37	47:47 PF	A BETTER HANDICAP.
Alan RADFORD	47	22:20	65:39	43:19	A CONTENTED MISSUS.
Ken TAYLOR	53	15:15	66:40	51:25	THE BIRTHDAY CAKE.
Judy POLLOCK	58	16:40	67:45	51:05	MORE TRAINING.
Ray OUGHTON	77	10:40	68:13	57:33	THE DAY OFF.
Lorraine ARDLEY	47	8:00	70:15	62:15	DEN WILL MAKE LUNCH
Dennis ARDLEY	51	23:00	71:16	48:16	FOR THE NEXT MONTH
Dianne McGRATH	36	8:00	73:20	65:20 ---	YOU CAN SIT DOWN. NOW.
<b>THE 6KM DIVISION.</b>					
Doug HARRISON	14	38:00	63:30	22:30	A GOOD RUN DOUG !
Lee POWNALL	55	33:00 W	75:26	42:26	A BIGGER START.

THE 3KM DIVISION

Victoria RADFORD	12	GO	15:39	15:39	THANKS FOR HURRYING.
<b>THE MYSTERY ON YOUR OWN AT 8:00AM - 10KM. PUT MY TIME DOWN DIVISION.</b>					
	AGE	HCP	CLOCK	ACTUAL	THE PRIZE
Dave APPLEBY	37	MANY	NEEDS 1	42:39	GOT TO RUN WITH MATES.

A SUB 5 MINUTE 15, PB FOR MEREDITH CLINCHES VICTORY IN THE 10KM HANDICAP WHICH SHE LED FROM GO TO WHOA. EVERYONE SAW HER HEADING BACK ON THE COURSE BUT NOBODY MANAGED TO KNOCK HER OVER. MORE TRAINING IS NEEDED.

JEFF JESSUP SCORES THE MINOR TROPHY (the one without the handle) FOR BEING FIRST BLOKE BACK WITH HIS 2:24 BEST TIME, WHILE THE IN FORM PATRICIA HARRISON SMASHES HER COURSE BEST BY 14:48. DI MCGRATHS' SLOW TIME APPEARS TO BE THE RESULT OF EXCESSIVE WEIGHT GAIN, SHE HAS OBVIOUSLY HAD HER PHIL. WHILE VARIOUS EXCUSES EXPLAIN OTHER PRETTY AVERAGE PERFORMANCES, MINE WAS I COULDN'T GO ANY FASTER, AND SOMEONE ELSE MADE THAT LAST COMMENT.

ADVERTISERS WANTED

We have room for a few small advertisements in future copies of "AROUND THE GROUNDS".

Have you a business you would like the members to be aware of.

By advertising through us you will be helping to keep our magazine free to members as well as helping yourself.

The cost to you is very small, for further information please ring me on 97951169

Editor.

## VIC VETS PREMIERSHIP VENUE SEPTEMBER 1998

### "A User-Friendly Competition"

Choose any three events

Compete at your own Venue

No Entry Fee

No Entry Form

All persons 30 years of age & over eligible

Compete in any three standard events at your own Venue during the month of September to score points for your Venue in the Premiership Venue competition.

At the end of September, your Venue Manager will send all results to the competition co-ordinator together with details of your age and sex.

The co-ordinator will compare each result against the WAVA standards for your age and sex and calculate your personal percentage performance for each event.

Your three percentage performances will be averaged and the result ranked along with hundreds of others from your own and other Venues.

The Venue with the most rankings in the top third of the list will be declared the Premiership Venue and be entitled to display the Premiership banner.

Every result counts. The bigger the list, the more possibilities of somebody from your Venue being in the top third.



**Presentation of  
Premiership Banner  
Annual Dinner Dance  
Hawthorn Receptions**

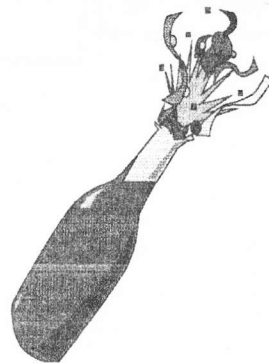
**13 Nov 1998**

**7pm to 12pm**

**\$32/head**

**3 course meal**

**BYO drinks**



VVETSPREM.PUB

## VVAAC Inc VENUE PREMIERSHIP SEPTEMBER 1998

### "A User-Friendly Competition"

## RULES OF THE COMPETITION

1. This competition is to take place at your own Venue during the month of September at times convenient to your Venue.
2. Competitors must have results in 3 different events to be eligible.
3. Qualifying events include all T & F events included in the Vic Vets Achievement Certificate series.
4. Standard equipment & measurement must be used for all events as per Championship specifications.
5. A genuine result as recorded in competition at the Venue during the month of September to be submitted for each competitor for each of 3 events at the end of the month.
6. Details to be shown
 

Venue
Event
Name
Sex
Age in years at date of event
Result
7. Each result will be compared with the WAVA age & sex standard for the event & a **Personal % Performance** calculated.
8. The 3 **Personal % Performances** of each competitor will be averaged to provide a single **Average % Performance** figure for each competitor.
9. These **Average % Performances** will be ranked.
10. The Venue with the most competitors in the top third of the rankings will be declared the Premier Venue.
11. In the event of a draw, the qualifying list will be extended so as to award the Premiership to the Venue with most competitors in the top 40%, 50%, 60% Whichever is required to decide a winner.
12. Results will be announced, & the Premiership pennant presented, at the Annual Dinner Dance in November.

Mail all results to the Co-ordinator during the first week in October.

Gordon R Burrowes

37 Douglas Avenue

St Albans Vic 3021

Tel 9 366 0326