


VICTORIAN VETERANS'  
ATHLETIC CLUB INC.

AROUND  
THE  
GROUNDS



January

1999

ABERFELDIE, ALTONA, CAULFIELD, COBURG, COLLINGWOOD,  
CROYDON, DONCASTER, EAST BURWOOD, FRANKSTON,  
GEELONG, KNOX, LATROBE VALLEY, MENTONE, SWAN HILL,  
SPRINGVALE - NOBLE PARK and TOOTGAROOK

for information on Club activities

Hon. Secretary Dorothy Browne OAM. LM (03) 9874 2501

**COMMITTEE MEMBERS 1998**

Victorian Veterans Athletic Club Inc.

**President**  
 Robert Waters LM. 9318 3802  
 5 Bellevue Court Maribyrnong 3032

**Honorary Secretary**  
 Dorothy Browne OAM. LM. (Life Member)  
 4 Victory Street Mitcham 3132  
 9874 2501 fax 9873 3223

**Honorary Assistant Secretary**  
 Colin Browne 9874 2501  
 4 Victory Street Mitcham 3132

**Honorary Treasurer**  
 Robert Petric 0359 671 915  
 PO Box 136 Wandin North 3139

**Vice Presidents**  
 Ted McCoy LM. 9583 3280  
 24 Blackwood Avenue Mentone 3194  
 and  
 Anthony Bradford 9749 2248  
 6 Merrett Avenue Werribee 3030

**Club Vice Captain**  
 Peter McGrath LM. 9807 5656  
 13 Bales Street Mt Waverley 3149

**Immediate Past President**  
 Doug Orr 9878 4875  
 27 Shawlands Avenue Blackburn South 3130

**General Committee Members**  
 Jeffrey Briggs 9758 6328  
 60 Bursaria Avenue Ferntree Gully 3156  
 John Dean 9337 7179  
 3 Pearl Street Essendon West 3040  
 Alexander Harris 9848 2986  
 8 Lignum Court Lower Templestowe 3107  
 Alan Bennie 9547 2978  
 75 Bertrand Avenue Mulgrave 3170  
 David Sheehan 9794 7464  
 4/42 Marna Court Noble Park 3174  
 Ken Walters 9752 5977  
 5 Warra Road Upwey 3158

**Subscriptions Officer**  
 Astrid Rose 9836 2350  
 71 Union Road Surrey Hills 3127

**Honorary Auditor/s**  
 Keith Routley 9699 6384  
 6 Mowbray Street Albert Park 3206  
 and  
 John Chisholm 9772 3285  
 Lot 1/48 Field Avenue Edithvale 3196

**VENUES Locations and Managers Venue Day and Melway Ref**

ABERFELDIE	Aberfeldie Park, Corio Street, Moonee Ponds Rob Waters 9853 7096 (W) 9318 3802 (H)	Weds	28 D 6
ALTONA	Grant Reserve, Sugar Gum Drive (off Civic Pde) Altona Alan Barling 9398 5667 and Michael O'Relli	Sun - Winter Tuesday - Daylight Saving	54 G 9
EAST BURWOOD	Burwood East Reserve, Burwood Highway John Gosbell 9808 4641	Thurs	62 C 7
CAULFIELD	Duncan McKinnon Park, North Road, Murrumbeena Greg Mauldon (Track) 9583 5637 ~ Graeme Rose (Field) 9836 2350	Tues - Track Sunday - Field Games	68 K 9
COBURG	Harold Stevens Ath. Field, Outlook Rd. Coburg Vonda Saunders 9460 1267	Thurs	18 A 9
COLLINGWOOD	George Knott Athletic Track, Heidelberg Rd., Clifton Hill Bill Ryan 9434 3783 Keith Moody 9434 7403 and Ron Young	Tues	30 F 12
CROYDON	Town Park, off Norton Road, Croydon Les Clark 9754 2793	Tues	50 K 5
DONCASTER	Rieschicks Reserve, George Street Doncaster Garry COLE 98909033 (W) Rich. TREMBATH 98369256	Weeks	33 J 11
FRANKSTON	Ballam Park, Banane Terrace, Frankston Peter Duggan 9786 9169	Thurs	103 B 4
GEELONG	Landy Field, off Barwon Terrace, Geelong Mike McAvoy 0352 582 376	Weeks	228 C 7
KNOX	Knox Park Athletic Track, off Rushdale Road, Scoresby Ivan Andric 9758 7905	Weeks	73 D 7
LATROBE - VALLEY	Joe Carmody Ath. Track, John Field Drive, Newborough Bob Connell 0351 221 558 Vern Curnow 0351 341 809	Tuesday evening	
MENTONE	Dolomore Oval, Cnr. First and Queen Streets, Mentone Ted McCoy 9583 3280	Weeks	87 B 6
SPRINGVALE/ NOBLE PARK	Ross Reserve, Memorial Drive, Springvale Tony Doran 9547 7320 Ken Hough 9798 1231	Weeks	80 E 12
SWAN HILL	May Ward 0350 376 685 Swan Hill Little Ath's Field	Monday evening	
TOOTGAROOK	Tootgarook Sports Reserve, Trueman's Road, Tootgarook Alan Radford / Ken Taylor 0359 855 989	Weeks - Winter Sunday - Daylight Saving	169 E 6

\*\*\*\*\*

EDITOR - "Around the Grounds"  
 Peter Colthup OAM. LM.

9795 1169 fax 9795 1169 \*\*\*\*\*  
 14 Bakers Road Dandenong North 3175

Australian Association of Veterans Athletic Clubs

Secretary - Brian Foley (09) 339 2716

THE BETTY, ALLAN AND NORM PAGE.

	<u>Date</u>	<u>Venue</u>	<u>Sprint</u>	<u>Mid Dist</u>	<u>Walk</u>	<u>Distance</u>	
Tues	2	Mar Altona	75m	1500m	Shot Put	32k	
"	2	" Caulfield	100m	400m H/cap	3 Km H/cap	8 Km ET	
"	2	" Collingwood	120/200m	1000m	4 Km Spiral W & R H/c		
"	2	" Croydon	70/100m	1000m L.J.	1 Km H/c	10/20/40/60m TT	
Weds	3	" Aberfeldie	80/200m	800m	M'nong River	4900/6100m	
"	3	" Doncaster	100m	300m	Discus	2 Km (Trophy)	
"	3	" Geelong	3/6.8Km	Cross Country			
"	3	" Knox	60m	400m		40min TT	
"	3	" Mentone	110/4x100Rel	1200m	5 Km Tk	5 Km H/c Rd	
"	3	" Springvale	100m	800m	3 Km	3/5 Km	
"	3	" Tootgarook	100m H/c	100m Rel	1200m	9 Km Rel(3/3x1Km)	
Thur	4	" Coburg	Not Known, ring manager				
"	4	" E Burwood	100/200m	1 mile chal	1500m/2/4K	4/6 Km	
"	4	" Frankston	70/300m ET	1000m	1500/3 Km ET	3Km/5 Km ET	
Sun	7	" Caulfield	Field Games - PENTATHLON				
Tues	9	" Altona	100m	800m	Discus	6 Km	
"	9	" Caulfield	100m	400m H/c	2 Km H/c	5 Km H/c	
"	9	" Collingwood	90/150m	4x200m R.	4 Km	4/8 Km	
"	9	" Croydon	50/400m	800m Shot.	1200m ET	1/5Km R.1 Km Walk	
Weds	10	" Aberfeldie	100/400m	900m	600m	5/7 Km	
"	10	" Doncaster	70/200m	800m Ham.	3 Km	5 Km	
"	10	" Geelong	100m	800m		2800m	
"	10	" Knox	Run - Ride	2 Km Tk -	10 Km Bike	Tk.	
"	10	" Mentone	70/400m	1 mile	3 Km Rd	3 Km Tk	
"	10	" Springvale	200m	1500m	2/4 Km Rd	3.1/6.2 Rd	
"	10	" Tootgarook	70/200m	1500m	1500m	5 Km Road	
Thur	11	" Coburg	Not known, ring manager				
"	11	" E Burwood	90m ET/300m	1 Km	Disc.10min TT/3 Km	5 Km Run	
"	11	" Frankston	100m/Rel	600m	1600m/5Km	1600m/3/5 Km	
Fri	12	" Tootgarook	McCRAE F/S 6pm 200m Swim/5 Km C.C. H/cap				
Sun	14	" Caulfield	SUMMER WEIGHT PENTATHLON. 10. A.M.				
"	14	" Tootgarook	McCRAE F/S 9am 200S/7Km Bike/25Km CC/7Km B/2.5CC				
Tues	16	" Altona	90m/200m	S.L.Jump	20min TT Run.////200m Swim		
"	16	" Caulfield	200m	1500m	4 Km	8 Km	
"	16	" Collingwood	100/400m	800m	3 Km	3/5 Km	
"	16	" Croydon	100ET/200mET	1200mH/cap	1500m Dis	8L H/c- 5L WH/c	
Weds	17	" Aberfeldie	Pack Run Sausage Sizzle				
"	17	" Doncaster	80m	400m H/cap	1000m	3000m	
"	17	" Geelong	3/5.75 Km Cross Country				
"	17	" Knox	300m ET	1 mile H/cap		6 Km H/cap	
"	17	" Mentone	200m H/cap	800m	1500m Tk	4 Laps Road	
"	17	" Springvale	100m	400m	1500m	5 Km	
"	17	" Tootgarook	100m R/400m	1 Km PB	1200m	4 Km Tk	
Thur	18	" Coburg	Not known, ring manager				
"	18	" E Burwood	90m/Jav.	800m/400mF.	800m/7Lap	12L/20Laps	
"	18	" Frankston	200/400m	800m	2/4Km	1200/2400/4800m	
Sat	20	" Caulfield	VIC. VETERANS T & F C'SHIPS 10 am & 12 pm				
Sun	21	" Tootgarook	C.C. DUATHLON 4 Km CC/6 Km CC Ride/4 Km Tk.				
Tues	23	" Altona	Ring Secretary for program				
"	23	" Caulfield	D.T. 100m	L.C. 400m	G.M. 3 Km ET	J.M. 5 Km H/cap	
"	23	" Collingwood	110/300m	1600m	2 Km	2/4 Km	
"	23	" Croydon	60/300m	1500m T.J.	1200m/2/4K	2/4/6/8 Km	
Weds	24	" Aberfeldie	Not Known - Ring manager				
"	24	" Doncaster	100/300m	1 Mile		4 Km	
"	24	" Geelong	½ Hour & 1 Hour Time Trials				
"	24	" Knox	110m	400m	3x400/800/1200/800/400m R.		
"	24	" Mentone	80m relay	1500m H/cap	4 Laps Rd	4/8 Km Tk	
"	24	" Springvale	120m	600m	3 Km Rd	3.1 Km Rd	
"	24	" Tootgarook	70/100m	800m H/c	1200m ET	4 Km Tk PB Best	
Thur	25	" Coburg	Not Known ring manager				
"	25	" E Burwood	80/300m	1600m S.P.	1Km/4/8Lap	8/10 Km	
Sun	28	Mar Caulfield	Field Games				
Tues	30	" Caulfield	200m	800m ET	2 Km	3 Km	
"	30	" Collingwood	100/200m	1200m	2 Km	20/30 min TT ED	
"	30	" Croydon	50/400m ET	800m ET SP	800mET/3/5K ET,	3/5/10 K E	
Weds	31	" Doncaster	60m	400m H/c	1 Km	3 Km	
"	31	" Geelong	100m	1 Km	2 Km	2 Km	
"	31	" Knox	200m	1600m		7 Km	
"	31	" Mentone	150m ET	1 Km	2 Km H/c	4 Laps Rd ET	
"	31	" Springvale	150m	700m	1800m	3 Mile	
"	31	" Tootgarook	100/200m H/c, 3x1500m or 2 Km, 800m Walk				

No responsibility for mistakes, alterations or errors. ED.



**RESULTS OF MEETINGS HELD AT CAULFIELD - JANUARY 1999**

**5KM H/C C.C. RUN - 5.1.99**

	Clock	Actual	400 MTRS H/C - 5.1.99	Clock	H/cap	
	Time	Time		Time		
JEFF BOOT	42	20.52	GEORGE YEOMANS	53	70.4	Go
FRANK NEILL	60	21.12	LES MOLLARD	45	70.7	7 Secs
JOHN WAITE	58	21.16	ANN HOLCOMBE	51	71.2	6 Secs
GRAHAM PHILPOTT	55	21.35	ROSS KENT	56	72.0	13 Secs
GLEN WALLIS	34	21.48	GRAHAM STOCKDALE	56	75.1	12 Secs
NEIL SALVANO	46	21.54	DOUG ADENEY	54	76.0	10 Secs
LES MOLLARD	45	21.56	BRIAN HOLCOMBE	53	77.3	10 Secs
JANIS WRIGHT	48	22.00	STEPHEN YOUNG	46	77.7	12 Secs
BILL CARR	49	22.10	GRAHAM PHILPOTT	55	79.3	9 Secs
PETER BENCE	49	22.39	KEVIN BROWNE	62	80.3	Go
FRED BICHSEL	61	29.16	JAN BURROWS	48	80.6	Go
PAUL MEREDITH	37	29.27	EDDY STACK	64	81.0	7 Secs
COLIN MILLER	56	29.39	ALAN SINCLAIR	48	84.8	23 Secs
JAN BURROWS	48	29.54	NYALA MILLAR	57	87.9	10 Secs
JUDY WINES	60	30.00	JOHN WAITE	58	88.2	10 Secs
DENIS THORNTON	43	30.13				
RODNEY FORD	57	30.15	<b>100 MTRS H/C - 5.1.99</b>			
GREG MAULDON	61	30.16				
DAVID JONES	61	30.19	CHARLES PACE	37	12.30	6 Mtrs
DOUG WALLACE	57	30.24	NYALA MILLAR	57	12.30	17 Mtrs
GERRY BLANCHFIELD	56	30.29	HOWARD FOX	51	12.52	Scr
KEVIN BROWNE	62	30.33	ANN HOLCOMBE	51	12.55	17 Mtrs
JOY HERBERT	55	30.35	LEO CHARLES	65	12.74	17 Mtrs
PAUL LYNCH	49	30.43	ALAN SINCLAIR	48	12.76	Scr
BEN MORREY	70	31.02	GEORGE YEOMANS	53	12.95	20 Mtrs
MARK BENJAMIN	61	31.12	BRIAN HOLCOMBE	53	12.99	10 Mtrs
PETE BATTRICK	55	31.42	STEPHEN YOUNG	46	13.19	6 Mtrs
JEFF MARK	50	31.47	JOHN WAITE	58	13.88	18 Mtrs
JOHN MAHONEY	59	31.56				
BETTY MARK	51	33.36	<b>200 MTR H/C - 12.1.99</b>			
WAYNE WILLIAMS (1 short)	28	18.37				
JIM BERRINGTON (1 short)	42	19.07				
DAVE MELDRUM (1 short)	72	28.35				

**3K WALK - 5.1.99**

	Clock	Actual	400 MTRS H/C - 5.1.99	Clock	H/cap	
	Time	Time		Time		
GWEN STEED	56	16.32	JAN BURROWS	48	42.6	6 Secs
PETER FIELD	41	17.57	GLAD WISHART	54	42.9	8 Secs
FRANK WARREN	72	19.57	BOB WISHART	57	43.10	17 Secs
MARLAINE STANWAY	60	20.10	ANN HOLCOMBE	51	43.34	13 Secs
MARGARET BEAUMONT	60	21.26	BRIAN HOLCOMBE	53	43.56	15 Secs
JENNY FIELD	40	22.42	DOMENICO MORINA	59	44.1	8 Secs
RON BILSTON	55	22.57	ALAN SINCLAIR	48	44.29	18 Secs
IAN BEAUMONT	62	23.16	EDDY STACK	64	44.4	11 Secs
KEVIN MCGRATH	67	23.52	KEVIN MARION	62	44.53	15 Secs
MARGARET MARION	58	23.52	LEO CHARLES	65	44.66	13 Secs
CYNTHIA ELLERY	49	24.26	IAN BRITAIN	64	44.91	8 Secs
JOAN CLARKE	64	25.33	STEPHEN YOUNG	46	45.4	17 Secs
ANDY SMITH	83	26.22	GRAHAM STOCKDALE	56	45.6	17 Secs
JAN GUTHRIE	57	26.31	VIVIENNE CASH	46	45.9	13 Secs
NOLA FINN	62	28.07	ANY SMITH	83	47.32	Go
			CHRISTINA NISHAM	30	48.1	10 Secs

**RESULTS OF MEETINGS HELD AT CAULFIELD - JANUARY 1999**

**15 LAPS E/TIME RUN - 12.1.99**

	Clock	Est	Diff	1500 MTRH/C WALK - 12.1.99	H/cap	Clock		
	Time	Time			Time	H/cap		
LOUIS WASER	52	25.11	25.10	0.01				
DAVID JONES	61	29.49	29.45	0.04	GRAEME DAVIS	49	7.53	7.13
NEIL SALVANO	45	24.45	24.55	0.10	HEATHER McDONALD	49		7.34
COLIN MILLER	56	27.13	27.00	0.13	GWEN STEED	56	7.49	7.52
JAN BURROWS	48	28.27	28.40	0.13	PETER FIELD	41		8.07
JUDY WINES	60	32.01	31.47	0.14	JANET HOLMES			8.20
JOHN MAHONEY	59	29.46	29.30	0.16	SANDRA MIDDLETON	50	9.14	9.12
BOB POWER	56	27.28	27.45	0.17	MARLAINE STANWAY	60	10.16	9.22
KEVIN BROWNE	62	25.33	25.53	0.20	FRANK WARREN	72	10.00	9.27
GREG MAULDON	61	27.25	27.05	0.20	MARGARET BEAUMONT	60	10.26	10.01
CASE HUYSMAN	66	28.21	28.00	0.21	RON BILSTON	55	10.08	10.11
PAUL LYNCH	49	28.33	28.10	0.23	IAN BEAUMONT	62	11.02	10.37
JOY HERBERT	55	29.32	30.00	0.28	MARGARET MARION	58	11.55	10.40
JEFF BOOT	42	22.46	22.15	0.31	KEVIN MCGRATH	67	11.22	10.54
GERRY BLANCHFIELD	56	29.57	30.30	0.33	KEITH COSTER	70		11.31
FRED BICHSEL	61	25.49	26.35	0.36	RALPH FIELD	85	11.17	11.56
JIM BERRINGTON	42	22.42	22.05	0.37	JAN GUTHRIE	58	13.14	12.51
DOUG WALLACE	57	26.27	27.04	0.37	NOLA FINN	62	14.45	12.51
ROY STANWAY	65	25.32	26.10	0.38	ANDY SMITH	83		12.52
DOMENICO MORINA	59	28.31	29.10	0.39	JOAN CLARKE	64	11.52	13.59
RHONDA TREN GROVE	51	29.44	28.48	0.56	DOT JACK	80		13.59
PETE BATTRICK	55	31.57	31.00	0.57				
MARK BENJAMIN	61	30.09	29.05	1.04	<b>800 MTRS RUN - 19.1.99</b>		<b>Actual</b>	
BILL CARR	49	27.10	28.30	1.20			<b>Time</b>	
RAY VALLANCE	54	26.01	27.25	1.24	LES MOLLARD	45	2.19.0	
PETER BENCE	49	23.39	22.14	1.25	MARK O'BRIEN		2.19.3	
LES MOLLARD	45	23.13	21.43	1.30	JIM McLURE	53	2.31.0	
JEFF MARK	50	28.16	29.50	1.34	GRAHAM STOCKDALE	55	2.32.6	
RODNEY FORD	57	27.21	29.50	2.29	STEPHEN YOUNG	46	2.32.8	
BETTY MARK	51	36.23	33.30	2.53	ALAN SINCLAIR	48	2.34.5	
ROBERT GORDON	33	24.02	27.00	2.58	JENNY STEPHENS	39	2.34.8	
CYNTHIA ELLERY	49	37.41	34.40	3.01	LESLEY GRIMES	38	2.35.3	
JON HOLMES	46	22.48	26.30	3.42	MARY SLOAN	25	2.42.0	
DAVID MELDRUM	72	39.27	34.20	5.07	BILL CARR	49	2.44.1	
MATTHEW BURGESS	30	22.37			GEORGE YEOMANS	53	2.46.9	

**1500 MTR EST TIME - 12.1.98**

	Clock	Est	Actual
	Time	Time	Time
LES MOLLARD	45	4.22	4.43.7
JIM BERRINGTON	42	4.28	5.03.0
JIM McLURE	53	4.51	5.06.8
JEFF BOOT	42	4.52	5.11.0
LESLEY GRIMES	38	5.10	5.13.1
STEPHEN YOUNG	46	5.31	5.36.4
BILL CARR	49	5.28	5.37.3
SANDY MCCANN	29	5.45	5.45.4
MARY SLOAN	26	5.45	5.45.7
FRANK NEILL	60	5.30	5.46.6
JANIS WRIGHT	48	6.00	5.58.2

Winner on Est Time - Janis Wright - 1.73 Seconds  
 Second Lesley Grimes + 3.1 "  
 Third Stephen Young + 5.4 "



RESULTS OF MEETINGS HELD AT CAULFIELD - JANUARY 1999

20 LAPS RUN - 19.1.99

	Actual Time
WAYNE WILLIAMS	28 29.59
LES MOLLARD	45 30.02
JEFF BOOT	42 30.37
JIM BERRINGTON	42 30.46
GRAHAM PHILPOTT	55 31.57
NEIL SALVANO	47 33.56
ROY STANWAY	65 34.03
ROSS MARTIN	47 34.03
KEVIN BROWNE	62 34.35
ROBERT GORDON	33 35.22
DENIS THORNTON	43 36.39
COLIN MILLER	56 36.41
RODNEY FORD	57 36.59
DOMENICO MORINA	59 38.26
PAUL LYNCH	49 38.36
MARK BENJAMIN	61 39.18
DAVID JONES	61 39.19
RHONDA TRENGROVE	51 40.21
LISA GORDON	28 40.25
GRAHAM STOCKDALE	56 40.21
GERRY BLANCHFIELD	56 40.44
PETER BATTRICK	55 42.21

10 LAPS RUN - 19.1.99

JIM McLURE	53 15.56
NEV HARTCHER	45 16.06
MARK O'BRIEN	39 17.00
PETER BENCE	49 17.09
BILL CARR	49 17.46
JANIS WRIGHT	48 17.53
GREG MAULDON	61 18.01
DOUG WALLACE	57 18.01
MARIE O'BRIEN	39 18.23
JEFF MARK	50 18.50
PAUL MEREDITH	37 19.52
PETER MCGRATH	59 20.16
JUDY WINES	61 21.39
BETTY MARK	51 23.53
CYNTHIA ELLERY	49 26.38
DAVE MELDRUM	72 27.33
JOY HERBERT(8 Laps)	55 15.11
EDDY STACK (5 Laps)	64 10.15

4K WALK EST TIME - 19.1.99

	Est Time	Actual Time
GRAEME DAVIS	49 22.40	21.18
HEATHER MCDONALD	49 23.50	22.36
GWEN STEED	56 23.20	23.13
PETER FIELD	41 24.18	24.02
FRANK WARREN	72 26.45	26.28
MARLAINE STANWAY	60 26.20	26.34
RON BILSTON	55 28.25	28.58
JENNY FIELD	40 32.40	30.56
MARGARET MARION	58 34.23	31.02
NATALIE KING	56 30.00	31.46
KEITH COSTER	70 33.50	31.50
RALPH FIELD	85 33.30	34.19
ANDY SMITH	83 37.50	34.20
BEV MACKIE	58 35.02	34.57
NOLA FINN	62 37.15	37.24

Winner on Est Time: Bev Mackie .05  
 Gwen Steed .07  
 Nola Finn .09

100 MTRS H/C - 19.1.99

	Clock Time	H/cap
BOB WISHART	57 12.2	Scr
ROSS KENT	56 12.3	2 Mtrs
LEO CHARLES	65 12.6	14 Mtrs
CHARLES PACE	37 12.8	3 Mtrs
KEVIN MARION	62 13.1	7 Mtrs
STEPHEN YOUNG	46 13.2	3 Mtrs
ANDY SMITH	83 13.4	34 Mtrs
BRIAN HOLCOMBE	53 13.6	7 Mtrs
DOMENICO MORINA	59 13.8	24 Mtrs
JAN BURROWS	48 14.0	20 Mtrs
RAY O'CONNOR	61 14.3	14 Mtrs

1500 MTRS H/C RUN - 26.1.99

	Clock	H/cap
JIM BERRINGTON	42 6.24	90 Sec
NEV HARTCHER	46 6.25	90 Sec
ALAN SINCLAIR	48 6.28	75 Sec
GRAHAM PHILPOTT	55 6.29	75 Sec
JIM McLURE	53 6.38	76 Sec
DENIS THORNTON	43 6.39	65 Sec
JOHN WAITE	58 6.40	65 Sec
STEPHEN YOUNG	46 6.41	65 Sec
JENNY STEPHENS	39 6.43	70 Sec
BILL CARR	49 6.49	60 Sec
DES MIDDLETON	52 6.53	11 Sec
JAN MORREY	59 6.58	20 Sec
BEN MORREY	70 6.59	Go

RESULTS OF MEETINGS HELD AT CAULFIELD - JANUARY 1999

7-1/2 LAPS RUN - 26.1.99

	Actual Time
MATTHEW BURGESS	30 10.36
ROSS MARTIN	47 10.49
JEFF BOOT	42 11.01
JIM BERRINGTON	42 11.08
GRAHAM PHILPOTT	55 11.24
LESLEY GRIMES	38 11.28
LOUIS WASER	11.51
NEIL SALVANO	46 12.05
ROY STANWAY	65 12.13
JIM McLURE	53 12.17
SANDY McCANN	29 12.17
NEV HARTCHER	46 12.24
JOHN WAITE	58 12.25
DOUG WALLACE	57 12.26
DENIS THORNTON	43 12.39
BILL CARR	49 12.40
KEVIN BROWNE	62 12.44
FRED BICHSEL	61 12.46
FRANK NEILL	60 12.48
JANIS WRIGHT	48 12.59
COLIN MILLER	56 13.07
BOB POWER	56 13.15
PAUL LYNCH	49 13.20
GREG MAULDON	61 13.23
JEFF MARK	50 13.27
PAUL MEREDITH	37 13.39
DOMENICO MORINA	59 13.47
GEORGE YEOMANS	53 13.55
DES MIDDLETON	52 13.57
JOHN MAHONEY	59 14.05
JOY HERBERT	55 14.09
RHONDA TRENGROVE	51 14.20
TERRY STUBBS	49 14.37
RODNEY FORD	57 14.37
JAN MORREY	59 15.10
PETE BATTRIICK	55 15.19
JUDY WINES	61 15.37
BEN MORREY	70 16.15
BETTY MARK	51 16.30
DON PRITCHARD	49 16.56
CYNTHIA ELLERY	49 17.13
JIM SINCLAIR	74 17.56
IMELDA LESBIREL	45 18.07
DAVID MELDRUM	72 19.49

150 MTR EST TIME - 26.1.99

	Est Time	Actual Time
BOB WISHART	57 18.30	18.85
HOWARD FOX	51 19.80	19.72
ALAN SINCLAIR	48 22.00	19.86
STEPHEN YOUNG	46 21.30	20.15
KEVIN MARION	62 21.60	21.17
CHARLES PACE	37 20.00	21.66
NYALA MILLAR	57 23.80	23.23
JOHN WAITE	58 24.50	24.00
JANIS WRIGHT	48 26.00	24.41
GLAD WISHART	54 24.70	24.86
GEORGE YEOMANS	53 24.50	25.01
EDDY STACK	64 26.00	25.35
DOMENICO MORINA	59 25.15	25.66
ANDY SMITH	83 37.00	32.90

Winner on Est time: Howard Fox (.08)  
 2<sup>nd</sup> Glad Wishart (.16)  
 3<sup>rd</sup> Kevin Marion (.43)

3KM H/C WALK - 26.1.99

	Clock	H/cap
NOLA FINN	62 26.54	Go
GRAEME DAVIS	49 27.24	12.10
ANDY SMITH	83 27.27	2.10
JOAN CLARKE	64 28.38	4.55
HEATHER MCDONALD	49 28.58	2.40
MARLAINE STANWAY	60 28.59	9.10
SANDRA MIDDLETON	50 29.10	10.00
RALPH FIELD	85 29.40	4.55
JENNY FIELD	40 29.46	6.40
IAN BEAUMONT	62 29.54	7.10
RON BILSTON	55 29.56	8.10
PETER FIELD	41 31.20	11.25
NATALIE KING	56 31.23	4.40
MARGARET MARION	58 31.52	8.35
MARGARET BEAUMONT	60 32.26	8.45

Winner on H/cap:  
 1<sup>st</sup> Nola Finn  
 2<sup>nd</sup> Graeme Davis  
 3<sup>rd</sup> Andy Smith

\*\*\*\*\*  
 \* NOTICE TO ALL MANAGERS. \*  
 \* \* \* \* \*  
 \* IT IS ESSENTIAL THAT I \*  
 \* RECEIVE RESULTS FROM THE \*  
 \* GROUNDS BY THE SEVENTH OF \*  
 \* EACH MONTH, AT THE LATEST. \*  
 \* \* \* \* \*  
 \* PETER COLTHUP. O.A.M. \*  
 \* EDITOR. \*  
 \* AROUND THE GROUNDS. \*  
 \* \* \* \* \*

**RESULTS FROM CROYDON VENUE - JANUARY 1999**

**800 METRE WALK 5.1.1999**

1 Jan WATSON	52	4.40
2 Ken WALTERS	66	5.37
3 Pat CAVANAGH	58	6.18
4 Lynette HILL	53	7.04
5 Phyllis GOSBELL	60	7.27
6 Frank TUTCHENER	71	7.28

**100 METRE SPRINT 5.1.1999**

1 Ron SMITH	49	15.9
2 Frank HARGREAVES	58	16.1
3 Kevin McLAUGHLAN	55	17.8
4 Frank TUTCHENER	71	19.5
5 Jan WATSON	52	22.4

**1200 METRE RUN 5.1.1999**

1 Glenn CLAIDEN	44	4.23
2 Frank HARGREAVES	58	4.47
3 Frank TUTCHENER	71	5.26

**300 METRE SPRINT 5.1.1999**

1 Ron SMITH	49	57.4
2 Frank HARGREAVES	58	60.0
3 Frank TUTCHENER	71	68.9

**DISCUS THROW 5.1.1999**

1 Les CLARK	68	17.52
2 Ken WALTERS	66	16.53
3 Frank TUTCHENER	71	15.98
4 Kevin McLAUGHLAN	55	14.89
5 Jan WATSON	52	13.77
6 Lynette HILL	53	12.80
7 Pat CAVANAGH	58	11.43
8 Phyllis GOSBELL	60	10.52

**1500 METRE WALK 12.1.1999**

1 Rod NEAL	42	
2 Jan WATSON	52	
3 Ken WALTERS	66	
4 Phyllis GOSBELL	60	
5 Pam RICHARDS	58	Sorry, clock failure - no times available
6 Margaret SMITH	59	
7 Bob CURTIS	57	
8 Corrie DeGROOT	70	
9 Graeme BRITTON	50	
10 Pat CAVANAGH	58	
11 Lynette HILL	53	
12 Frank TUTCHENER	71	14.18
13 Vern GERLACH	73	14.18

**1KM WALK 12.1.1999**

1 Jan WATSON	52	6.17
--------------	----	------

**3KM WALK 12.1.1999**

1 Ken WALTERS	66	18.25
---------------	----	-------

**50 METRE SPRINT 12.1.1999**

1 Jack BUCKINGHAM	48	7.4
2 Michael MERCIER	60	7.7
3 Alan MEIR	48	8.2
4 Jim SANDERS	50	8.3
5 Jan WATSON	52	10.6

**1000 METRE RUN 12.1.1999**

1 Colin PAGE	44	2.49
2 Rod NEAL	42	3.14
3 Glenn CLAIDEN	44	3.20
4 Bob CURTIS	57	3.36
5 Frank HARGREAVES	58	3.42
6 Frank TUTCHENER	71	4.17
7 Ray CALLAGHAN	65	4.34
8 Bill KENNEDY	49	5.04
9 Ken WALTERS	66	5.23

**100 METRE SPRINT 12.1.1999**

1 Alan MEIR	48	15.0
2 Michael MERCIER	60	15.2
3 Ron SMITH	49	15.6
4 Graeme BRITTON	50	15.9
5 Jim SANDERS	50	16.1
6 Kevin McLAUGHLAN	55	18.0
7 Frank TUTCHENER	71	20.5

**1 OR 5KM RUN 12.1.1999**

<b>1 Km:</b>		
1 Bill KENNEDY	49	3.48
2 Kevin McLAUGHLAN	55	4.44
<b>3 Km:</b>		

1 Colin PAGE	44	18.11
2 Jim INGHAM	53	19.09
3 Glenn CLAIDEN	44	19.17
4 Murray HUTCHISON	49	19.44
5 John MONK	51	19.54
6 Ray MERIDA	55	20.06
7 Rod NEAL	42	20.22
8 Bob CURTIS	57	20.51
9 Frank HARGREAVES	58	21.52
10 Simon TENNANT	32	22.48
11 Andrew TUNNE	40	23.00
12 Ian DUTHIE	54	23.27
13 Graeme BRITTON	50	23.58
14 Annette BRUNTON	41	24.27
15 Al WILLEY	59	24.36
16 Chas CAMERON	45	24.57
17 Ron BOYNE	65	25.08
18 Ray CALLAGHAN	65	25.09
19 Frank TUTCHENER	71	25.59

**RESULTS FROM CROYDON VENUE - JANUARY 1999**

**1 OR 5KM RUN 12.1.1999**

<b>3 Km Contd.:</b>		
20 David NOBBS	58	25.59
21 Richard TODD	51	26.01
22 Margaret SMITH	59	26.06
23 Corrie DeGROOT	70	28.49
24 Pat CAVANAGH	58	29.03
25 Anne CALLAGHAN	61	31.21
26 Phyllis GOSBELL	60	31.21

**STANDING LONG JUMP 12.1.1999**

1 Simon TENNANT	32	2.45
2 Jim INGHAM	53	2.30
3 Alan McDONALD		2.18
4 Richard TODD	51	2.15
5 Bill KENNEDY	49	2.12
6 Murray HUTCHISON	49	2.10
7 Kevin McLAUGHLAN	55	1.95
8 Jim SANDERS	50	1.88
9 Ken WALTERS	66	1.65
10 Les CLARK	68	1.60
11 Lynette HILL	53	1.45
12 Frank TUTCHENER	71	1.45
13 Corrie DeGROOT	70	1.38
14 Pat CAVANAGH	58	1.30
15 Jan WATSON	52	1.25
16 Anne CALLAGHAN	61	1.15

**1000 METRE WALK NOM. OWN TIME 19.1.1999**

		<u>Clock</u>	<u>Nom.</u>
		<u>Time</u>	<u>Time</u>
1 Alison THOMPSON	45	5.30	5.00
2 Jan WATSON	52	5.46	6.18
3 Ken WALTERS	66	5.51	6.08
4 Pam RICHARDS	58	6.42	6.42
5 Phyllis GOSBELL	60	6.49	7.25
6 Margaret SMITH	59	7.02	
7 Joy CURTIS	56	7.12	7.00
8 Norm CAMERON	54	7.16	7.40
9 Corrie DeGROOT	70	7.24	7.12
10 George SIMONS	63	7.30	7.30
11 Vern GERLACH	73	7.34	8.20
12 John KERR	69	7.34	8.00
13 Ted CONNELL	66	8.06	8.30
14 MERCIER Michael	59	8.06	
15 Lynette HILL	53	8.21	7.35

**70 METRE SPRINT 19.1.1999**

1 Simon TENNANT	32	9.9
2 Jack BUCKINGHAM	48	10.3
3 Wayne BURGESS	45	10.5

**70 METRE SPRINT 19.1.1999 Contd.**

4 Ron SMITH	49	11.0
5 Michael MERCIER	59	11.6
6 Kevin McLAUGHLAN	55	12.8
7 Jan WATSON	52	14.4

**800 METRE HANDICAP 19.1.1999**

	<u>Clock</u>	<u>Actual</u>
1 Bill KENNEDY	49	3.50 3.00
2 Colin PAGE	44	3.52 2.12
3 Cec McKEOWN	59	4.03 2.53
4 Bob CURTIS	57	4.04 2.49
5 Glenn CLAIDEN	44	4.11 2.56
6 Anne CALLAGHAN	61	4.12 4.12
7 Murray HUTCHISON	49	4.12 2.52
8 Ray CALLAGHAN	65	4.20 3.25

**5 LAP WALK HANDICAP 19.1.1999**

	<u>Clock</u>	<u>Actual</u>
1 Jan WATSON	52	17.31 12.51
2 Ken WALTERS	66	18.05 11.55
3 John KERR	69	18.07 16.22
4 Pam RICHARDS	58	18.13 14.13
5 Joy CURTIS	56	18.19 14.39
6 Lynette HILL	53	18.25 17.05
7 Alison THOMPSON	45	19.18 12.08

**8 LAP RUN HANDICAP 19.1.1999**

	<u>Clock</u>	<u>Actual</u>
1 Chas CAMERON	45	18.09 15.09
2 Frank HARGREAVES	58	20.59 13.04
3 Annette BRUNTON	41	21.02 14.52
4 David NOBBS	58	21.11 14.16
5 Colin PAGE	44	21.13 10.48
6 Ray MERIDA	55	21.15 12.25
7 Kevin McLAUGHLAN	55	21.21 16.11
8 George SIMONS	63	21.22 17.47
9 Jim INGHAM	53	21.24 12.04
10 Greg WILSON	46	21.27 10.52
11 Simon TENNANT	32	21.33 13.18
12 Al WILLEY	59	21.33 15.23
13 Andrew TUNNE	40	21.38 12.53
14 Ron SMITH	49	21.40 16.55
15 Glenn CLAIDEN	44	21.49 12.29
16 Margaret SMITH	59	21.51 16.21
17 Murray HUTCHISON	49	21.54 12.34
18 Norm CAMERON	54	22.02 14.42
19 Ray CALLAGHAN	65	22.03 13.53
20 Corrie DeGROOT	70	22.06 18.11
21 Laurie BLACK	61	22.09 16.19
22 Dot BROWNE	57	22.10 16.20

RESULTS FROM EAST BURWOOD - JANUARY

21/1/99 800 METRE HANDICAP Cont.

7 Jan BURROWS	H'Cap	0 50
8 John HALL	1.07	
9 Ray CALLAGHAN	0 45	
10 Graham PHILPOTT	1.13	
11 Lloyd NICHOLS	30	
12 Murray HUTCHISON	1.15	
13 Anne CALLAGHAN	Scr	
14 John BELL	0 70	
15 Doug PETROFF	1 10	
16 Gerry CLARKE	0 54	
17 Bob CURTIS	1.14	
18 Jo DAVIS	0 10	

4 x 400 METRES

1 Alan SINCLAIR	48	
Doug PETROFF	57	
Ashley RYAN	44	
Brian TAIT	57	4 25
2 Andrew FRASER	57	
Richard TREMBATH	56	
Jenny FAWKES	41	
Murray HUTCHISON	49	4 36
3 Graham PHILPOTT	55	
Peter MAY	38	
Bob CURTIS	57	
Bob HAYES	60	4 43
4 Tony MARTIN	70	
Bob LEWIS	70	
Frank TUTCHENER	71	
Vin O'BRIEN	70	5 17

THE M70 TEAM IN THE 4 x 400M RELAY

HAVE ESTABLISHED A VICTORIAN RECORD

15/30 MIN WALK/RUN TIME TRIAL

Jenny FAWKES	6 L	300 m
Trevor JUPP	7 L	380 m
Kathy PRESTEGAR	6 L	300 m
Jo DAVIS	5 L	350 m
Joy CURTIS W	5 L	50 m
Gerry CLARKE	7 L	320 m
Shirley COPPOCK W	4 L	300 m
Bob CURTIS	9 L	50 m
Murray HUTCHISON	9 L	---
Sue SUTTON W	3 L	100 m
Audrey TUTCHENER w	3 L	100 m
Tina BAARSLAG W	5 L	210 m
Marlene CAMERON W	6 L	200 m
John KERR	6 L	300 m
Leo WATSON	7 L	180 m
John HALL	8 L	150 m
Bob HAYES	8 L	195 m
Tony MARTIN	6 L	50 m
Frank TUTCHENER	6 L	50 m

15/30 MIN WALK/RUN TIME TRIAL

Coral MONK	7 L	22 m
Bob LEWIS	7 L	22 m
Shirley BUTH W	4 L	100 m
John CUNNINGHAM	8 L	40 m
Col HETHERTON	7 L	300 m
Norm CAMERON	7 L	300 m
Richard PIESSE	8 L	115 m
Doug PETROFF	6 L	50 m
Marlene PETROFF	6 L	50 m
Tony HERBACH	7 L	310 m
John SUTTON W	8 L	350 m
Sam DEFANIS	18 L	
Dave HERBERT W	7 L	350 m
John BELL	18 L	50 m
Anne CALLAGHAN	13 L	70 m
Cynthia HERBERT W	8 L	170 m
Rob CAHILL	17 L	390 m
Ken WALTERS W	11 L	300 m
Graham PHILPOTT	18 L	230 m
Marg SMITH	14 L	200 m
Ray CALLAGHAN	16 L	395 m
Peter MAY	10 L	90 m
Ashley RYAN	7 L	22 m

DISCUS

1 Col HETHERTON	44	30 02
2 Ilmar MANCS	68	26 76
3 Rhonda DUNDAS	54	22 75
4 Judy CORAM	49	20 75
5 Trevor JUPP	58	20 40
6 Andrew FRASER	57	18 54
7 Leo WATSON	57	13 30
8 Vanna WOLSKI	52	11 25

HIGH JUMP

1 John DONOVAN	29	1 55
2 Jenny FAWKES	41	1 20

28/1/99 10 MIN WALK TIME TRIAL

Tina BAARSLAG	3 L	350 m
Alf HETHERTON	2 L	360 m
Les CLARK	2 L	360 m
Shirley BUTH	2 L	380 m
Norm CAMERON	3 L	80 m
Betty HORSKINS	2 L	110 m
Audrey TUTCHENER	2 L	110 m
Frank TUTCHENER	2 L	110 m
Tony MARTIN	2 L	110 m
Phyllis GOSBELL	3 L	120 m
Marg SMITH	3 L	208 m
Col HETHERTON	3 L	80 m
Elaine RUTHERFORD	3 L	210 m
Cynthia HERBERT	3 L	78 m

RESULTS FROM EAST BURWOOD - JANUARY

28/1/99 Cont. 60 METRES HEAT 1

1 Amanda LEE	42	9 62
2 Judy CORAM	49	10 05
3 Merryn BELLAMY	41	11 31
4 Wai RILEY	75	12 35

HEAT 2

1 Alan SINCLAIR	48	8 34
2 Richard TREMBATH	56	8 59
3 Brian TAIT	57	8 82
4 John DONOVAN	29	9 00
5 Rhonda DUNDAS	54	9 95

1600M N.O.T.

Nomin Clock	
1 Ashley RYAN	5 20 5 16
2 Rob CAHILL	6 12 5 45
3 Graham PHILPOTT	5 50 5 49
4 Lavinia PETRIE	6 20 6 11
5 Bill KENNEDY **	6 20 6 20
6 Ron WILSON	6 35 6 32
7 Ray CALLAGHAN	6 35 6 32
8 Bob LEWIS	6 38 6 33
9 Vin O'BRIEN	6 47 6 39
10 Tony HERBACH	6 10 6 45
11 Gerry CLARKE	7 15 7 07
12 Anne CALLAGHAN	8 33 8 29

\*\*Congratulations

400 METRE HANDICAP

H'Cap Clock	
1 Richard PIESSE	0 31 1.43.3
2 Murray HUTCHISON	0 36 1.43.5
3 Aldo D'ALBERTA	0 25 1.46.1
4 Bob CAHILL	0 38 1.46.7
Ron WILSON	0 32 1.48.0
6 Laurie McMAHON	0 53 1.49.9
7 Leo WATSON	0 34 1.50.2
8 Alan SINCLAIR	0 52 1.50.7
9 Anna D'ALBERTA	0 25 1.51.2
10 Bill KENNEDY	0 25 1.51.9
11 Amanda LEE	0 31 1.52.5
12 Brian TAIT	0 44 1.53.5
13 Graham PHILPOTT	0 37 1.53.9
14 Don COX	0 30 1.54.2
15 Richard TREMBATH	0 51 1.54.5
16 Tony HERBACH	0 35 1.54.8
17 Lloyd NICHOLS	0 24 1.55.2
18 Jenny FAWKES	0 37 1.56.1
19 Frank TUTCHENER	0 33 1.56.8
20 Merryn BELLAMY	0 06 1.58.1
21 Gordon STEPHEN	0 46 1.58.4
22 John BELL	0 40 1.59.5
23 Wai RILEY	Scr 2.03.2
24 Gerry CLARKE	0 36 2.03.6
25 Ashley RYAN	0 50 2.05.6
26 Tony MARTIN	0 25 2.06.3
27 Judy CORAM	0 20 2.11.4

400 M HANDICAP Cont.

28 Anne CALLAGHAN	0 15	2.12.4
-------------------	------	--------

3K WALK 12/25 LAP RUN

1 Marlene PETROFF	4 laps	9 38
2 Trevor JUPP	6 laps	58 12 42
3 Marlene CAMERON	6 laps	13 59
4 Murray HUTCHISON	12 laps	20 56
5 Marg DUGUID		62 21 10
6 Bob POWER		56 21 14
7 Norm CAMERON		54 21 45
8 Bob LEWIS		70 22 17
9 Vin O'BRIEN		70 22 18
10 Dave NOBBS		58 22 23
11 John HALL		51 22 25
12 Eric DAVIDSON		58 22 54
13 Ken NICHOLLS	6.5 lap W	23 09
14 John SUTTON		55 23 09
15 Elaine RUTHERF'D W		69 24 25
16 Cynthia HERBERT W		56 24 35
17 Aldo D'ALBERTO		44 24 51
18 Marg SMITH		59 26 40
19 Frank TUTCHENER		71 26 46
20 Tony MARTIN		70 26 52
21 Shirley BUTH W		62 27 36
22 Phyllis GOSBELL		60 27 38
23 Anne CALLAGHAN		61 28 24
24 Jack FREDRICKSON		59 29 51
25 Anna D'ALBERTO		30 34
26 Sam DEFANIS		50 40 25
27 Graham PHILPOTT		55 40 50
28 Bob CAHILL		40 43 00
29 Frank HARGREAVES		58 43 53
30 John BELL		54 45 00
31 Ray CALLAGHAN		65 48 52
32 Coral MONK		50 56 28

JAVELIN

Metres	
1 Col HETHERTON	44 29 86
2 Charles PACE	37 25 00
3 Trevor JUPP	58 23 55
4 Alf HETHERTON	70 18 95
5 Heather MORRIS	45 18 40
6 Rhonda DUNDAS	54 18 10
7 Phillipa CORAM	Inv 18 00
8 John SUTTON	55 18 00
9 Judy CORAM	49 16 40
10 Doug PETROFF	57 16 10
11 John DONOVAN	29 15 20
12 Gwen DAVIDSON	76 9 60



# Veteran 1 Mile Graded Challenge

Thursday 4 March 1999 at East Burwood Venue

Melway 62 C7

Gradings are based on best 1500m times over the last two years:

'A' Grade - 1500m time less than 5min.10sec.

'B' Grade - 1500m time between (and including) 5min.10sec. and 6 minutes.

'C' Grade - 1500m time greater than 6 minutes

Runners are asked to observe the above gradings, but they may chose the appropriate grade in keeping with current performances.

The first race ('C' Grade) will commence at 7:30 p.m. followed immediately by the 'B' and 'A' Grade races.

Enter on the night - \$2 entry fee (normal Venue fee).

Open to all men and women over 30 years of age.

Trophies will be awarded to the first male and female overall and the male and female achieving the best age performance percentage (based on WAVA age graded tables). Plus spot prizes for 1 Mile runners. Only one trophy or prize per person.

Results will be published showing overall, age graded and five year age group placings.

Visitors are welcome to enter any other events programmed for 4 March 1999:

7:00 - 8:00 p.m.	Long jump
7:10 p.m.	1500m Walk
7:15 p.m.	100m Sprint
7:30 p.m.	1 Mile Challenge
8:00 p.m.	4 or 6Km Run --- 2 or 4Km Walk
8:05 p.m.	200m Sprint
8:40 p.m.	Supper and presentations



## PHYSIOTHERAPY

### RUNNING INJURIES

**PETER BRUCE**  
Manipulative Physiotherapist  
59 Blackburn Road  
Mount Waverley  
PH : 9802 2294

*Have your problem treated by a practitioner actively involved in the sport  
(40 years a runner and past State marathon title holder)  
Thirty five years of treating athletes from club to elite level.*

#### SPECIAL INTERESTS

- Low back pain and sciatica / hamstring
- Shin splints and Achilles pain ( a new approach by active exercise correction)
  - Foot and heel pain
  - Runners knee.



AUSTRALIAN PHYSIOTHERAPY ASSOCIATION

## MENTONE VENUE RESULTS

### 16/12/98 400 METRES

1.	Howard FOX	51	61.7
2.	Bob WISHART	57	61.72
3.	Brett CURRIE	37	64.3
4.	E.STACK	64	77.6

### 800 METRES

1.	Peter WEEKS	44	2.26.7
2.	Laurie COLLARD	41	2.29.8
3.	Col WARING	53	2.31.2
4.	Gerrard O'CONNOR	45	2.38.1
5.	Neil BOYLE	45	2.44.3
6.	John WAITE	58	2.49.6

### 60 METRES

1.	Eugene STACKPOLE	35	7.58
2.	Brett CURRIE	37	8.06
3.	Ken PRISTLEY	60	8.80
4.	Bob WISHART	57	8.81
6.	Glad WISHART	54	9.70
7.	Carole MCCOY	53	10.5

### 8K RUN

1.	Peter SMART	53	31.56
2.	Neil BOYLE	45	33.23
3.	Peter WEEKS	44	34.32
4.	Ashley PAGE	58	37.00
5.	Brett MAULDON	61	38.15
6.	Don HUGHES	61	40.21

### 4K RUN

1.	Laurie COLLARD	41	15.28
2.	John WAITE	58	16.23
3.	Louis WASER	52	17.13
4.	Doug WALLACE	57	17.20
5.	Rob FINLEY	49	17.33
6.	Ian CASSELL	45	17.53
7.	Rodney FORD	57	18.06
8.	Ray KEMP	71	18.49
9.	Case HUYSMAN	65	19.21
10.	Rhonda TRENGROVE	51	19.32
11.	Don HUGHES	61	20.06
12.	Nino		20.18
13.	Janet FORD	30	20.19
14.	Jan GARRARD	50	21.47
15.	Kitty PENFOLD		33.48

### 3K E.T. WALK TROPHY

1.	Sylvia MACHIN	57	19.32
2.	B.HUGO	58	22.03
3.	Grace SMITH	80	30.16
3.	Heidi ENGEL	56	24.06
	Graeme DAVIS	49	17.11
	JohnBECK	62	21.35

### 16/12/98 (cont) 3K E.T. WALK TROPHY

Gwen STEED	56	17.45
Joanne RAYNER	36	20.20
Ian BEAUMONT	62	22.07
Margaret BEAUMONT		20.38
Gordon GOURLAY	69	19.51
Joan CLARKE	64	26.31
Gill BUTLER	47	19.36
Maureen SEEDSMAN		20.17
Rae ATKINS	67	20.44
Nola FINN	62	28.36
Ern WALKER	85	23.20
Dot JACK	80	26.31

### 23/12/98 1500 METRES H/C TROPHY

1.	Laurie COLLARD	41	4.59.5
2.	Stephen YOUNG		5.21.0
3.	Peter SMART	53	5.07.0
4.	Neil BOYLE	45	5.21.6
5.	John WAITE		5.33.5
6.	STOCKDALE		5.43.8
7.	Ian CASSELL	45	5.35.6
8.	Pam MEWS	64	7.59.6

### 100 METRES H/C TROPHY

#### HEAT 1

1.	Heath FOX	inv	11.7
2.	Bob WISHART	57	11.98
3.	Howard FOX	51	12.27
4.	Ross KENT	56	12.56

#### HEAT 2

1.	John WAITE	58	11.46
2.	Carole MCCOY	53	11.50
3.	Nyala MILLAR	56	11.97
4.	Ken PRIESTLEY	60	12.32
5.	Glad WISHART	54	12.41
6.	Kevin MARION	62	12.59

### 4 LAPS ROAD

1.	Terry HARRISON	53	11.12*
2.	Col WARING	53	12.16
3.	Greg WILLIAM	45	12.39
4.	Neil BOYLE	45	12.47
5.	Peter SMART	53	12.50
6.	John KNEEN	56	13.18
7.	Louis WASER	52	13.31
8.	John WAITE	58	13.51
9.	Ron RABONE		14.23
	Laurie COLLARD	41	14.34
	Ian CASSELL	45	14.27
	Don HUGHES	61	16.43
	Case HUYSMAN	65	15.30
	Jan GARRARD	50	18

# VICTORIAN VETERANS' ATHLETIC CLUB

(AFFILIATED WITH ATHLETICS VICTORIA)



Dot Browne (Hon. Sec.) 4 Victory Street, Mitcham 3132 Victoria  
 phone: (03)9874 2501 fax: (03)9873 3223, or e-mail: cfbrowne@ozramp.net.au  
 internet address: <http://www.vicnet.net.au/~vicvets/>

3000 METRES Div. 2. (cont.)		
Kate HAMMOND	38	12:50
Bob SEAMER	53	13:12
Geoff MARSHALL	59	13:35
Jill COYTE	43	13:49
Tom BLOOD	58	14:07
Alan FOOT	56	14:09
Brian WOODS	61	14:35
Merrilyn CASSIDY	44	16:15
Colin SILCOCK	66	16:33
Brenda RILEY (Walk)	59	17:59
Jean KNOX (Walk)	72	20:41

## 1000 METRES Div. 1.

Paul STEWART	38	2:51
John MOORE	48	2:57
Dave ELWARD	48	2:59
Norm GATES	51	3:15
Chris COLLEY	48	3:23

## Div. 2.

Mike McAVOY	64	3:34
Horacio PEREIRA	48	3:43
Sharon SCHNYDER	34	3:52
Rob QUARRELL	51	3:53
Kate HAMMOND	38	4:03
Alan FOOT	56	4:20
Colin SILCOCK	66	4:28
Brian WOODS	61	4:34
Fred BARNETT	50	5:08
Colleen HORROBIN	33	5:35
Bev VEALE-PEREIRA	50	6:08

## 100 METRES Div. 1.

Mike McAVOY	64	14:85
Alan FOOT	56	15:72
Brian WOODS	61	16:20
Colin SILCOCK	66	16:49
Horacio PEREIRA	48	18:75

## Div. 2.

Merrilyn CASSIDY	44	17:10
Colleen HORROBIN	33	17:41
Fred BARNETT	50	20:99
Bev VEALE-PEREIRA	50	28:98

## V.V.A.C. Inc. Merchandise & Enquiries

(Please telephone to confirm order/s) E.&O.E.  
 Competition singlets \$15.00

Lycra Competition crop tops \$15.00  
 Margaret Cassidy 9478 3687

V.V.A.C. Inc. Badges \$ 3.00  
 John Dean 9337 7179

V.V.A.C. Inc. Track Suits (incl. post) \$98.00  
 and peaked Navy hat \$10.00  
 Doug Orr 9878 4875

V.V.A.C. Inc. Navy Windcheaters \$22.00  
 White T-shirts (short sleeve) \$12.00  
 and T-shirts (long sleeve) \$16.00  
 Peter Colthup OAM.9795 1169

V.V.A.C. Inc. Socks \$ 5.00  
 and Venue T-shirts \$12 - \$14.00  
 David Sheehan 9794 7464

1998 V.V.A.C. Inc. Subscriptions \$25.00  
 (or \$40.00 per couple at same address)  
 Astrid Rose  
 71 Union Road Surrey Hills 3127

## STOP PRESS

### Pays to call

The two best ways to making sure of obtaining the accommodation you want for the 2000 Honda Masters Games is to be early and to use the special accommodation hotline 1800 635 407.

Already, with the Games still 21 months away, almost 800 people have rung the free service and have been allocated rooms.

This is a positive sign that the popularity of the Honda Masters Games will continue into the new millennium.

Intending participants are allocated to rooms of their choice, if available, immediately upon calling the hotline.

There are some accommodation houses which are already fully booked for the Games week with their own private arrangements.

Decisions about alternative accommodation, such as the "tent cities" will be made when the number of participants coming for the 2000 Games is more definite.

The eighth Honda Masters Games will be held in Alice Springs from October 21 to 28, 2000.

Registration forms, and other information, will be available later this year.

## Need More Information?

If you have any queries regarding the Honda Masters Games please contact our office and we will gladly assist.

Ring toll free: 1800 658 951

Honda Masters Games Office  
 PO Box 1095

Alice Springs NT 0871

Telephone: (08) 8951 5329

Fax: (08) 8951 5330

21<sup>st</sup> January, 1999

TO ALL VENUE MANAGERS

+ MEMBERS

Firstly, Happy New Year! And best wishes for a successful and productive year both for yourself and for your Vets. Venue. Thank you for the fantastic job you did in 1998 and we hope that 1999 is even better. I have a number of important matters to bring to your attention.

Firstly, please remind members that their subs are due, still \$25 or \$40 for a couple, to be sent to Astrid Rose, 71 Union Road, Surrey Hills Vic.

A reminder that the annual election for venue manager(s) at your venue should take place in early February when members have returned from holidays. When these elections have taken place, would you be good enough to inform me for my records. If any changes occur, would you tell the newly elected venue manager/s that our annual Venue Managers' Meeting will be held at our home at 4 Victory Street, Mitcham on Monday 22<sup>nd</sup> of February at 7.30pm.

Events which need to be currently advertised at the venue are as follows:

**Sunday 7<sup>th</sup> February - Vets. Aquathon**, Lilydale Lake, Swansea Road, Lilydale, (Mel.38F6) 8.30am. . A Walk/Swim or a Run/Swim event. Run distance 5km, walk distance 2.5km, swim distance 300 metres. \$7.00 entry on the day.

Also a **NEW 10K RUN**, start time 8.30am, Nominate Your Own Time event to be held at the same time as the aquathon on the flat gravel paths around the lake. \$5.00 entry.

Both events include a free sausage sizzle afterwards

Further details on Page 33 of latest News & Results Magazine.

Further enquiries: Bob Power (9560 6015 H or 9634 6813 W)

**Wednesday 3<sup>rd</sup> February - Andy Salter Relays.** at Springvale/Noble Park venue, inter-venue teams of 4 required, 3.2km circuit, plus some track events and supper. Leigh Cassidy (9772 2508) Details Page 31 of latest News & Results magazine

**Sunday 7<sup>th</sup> March - Pentathlon Championships** at Duncan McKinnon Park, Murrumbecna, 12.30pm

**Sat & Sunday 20<sup>th</sup> & 21<sup>st</sup> March - Victorian Track & Field Championships**, Duncan McKinnon Park, Murrumbecna.

**Friday 2<sup>nd</sup> - Monday 5<sup>th</sup> April - National Track & Field Championships** at AIS Stadium, Nathan in Canberra. Entry forms included with this letter. **Please note** that there will now be a **Pentathlon** in the Nationals and there have been changes made in the program/entry form to accommodate this. Entries close 10<sup>th</sup> March, 1999

**Special Events at Doncaster:** please read out the enclosed letter regarding special events at Doncaster in the next couple of months.

**40+ & 50+ Categories in Athletics Victoria** - Victorian Track & Field Championships for the first time for veteran athletes who run inter-club. Championships to be held on 12-14<sup>th</sup> February at Olympic Park. Entry form enclosed. **Closing date Thursday of next week - 25<sup>th</sup> January.**

Finally, would you inform members who have access to internet, they may be interested to look at our new web site on <http://www.vicnet.net.au/~vicvets/>

Thank you again for your past efforts. They have been very much appreciated. Hope to see you at the Andy Salter relays.

Regards,

**DOT BROWNE** (Hon. Sec)

**RESULTS FROM EAST BURWOOD - JANUARY**

**7/1/99 100 METRES**

1 Jan BURROWS (80 M)	48	13	82
2 Alan SINCLAIR	48	14	38
3 Merryn BELLAMY (80 r	41	15	04

**800 METRES WALK**

1 Ken WALTERS	66	5	00
2 Phyllis GOSBELL	60	5	29
3 Tina BAARSLAG	65	5	33
4 Joy CURTIS	56	5	46
5 Les CLARK	68	7	43
6 Frank TUTCHENER	71	7	43

**1 MILE RUN**

1 Ewen WILSON	48	4	57.7
2 Grant McDONOUGH	38	5	35.5
3 Ian JONES	55	5	44.0
4 Sam DEFANIS	50	5	52.3
5 John BELL	54	6	21.4
6 Ron WILSON	62	6	40.1
7 Gerry CLARKE	62	7	04.5
8 Merryn BELLAMY	41	7	14.4
9 Alex HARRIS	69	7	32.9
10 Frank TUTCHENER	71	7	43.4

**200 METRES**

1 Alan SINCLAIR	48	26	91
2 Ron WILSON	62	33	46
3 Jan BURROWS	48	35	94
4 Lloyd NICHOLS	57	36	31
5 Frank TUTCHENER	71	37	96
6 Merryn BELLAMY	41	40	31

**5/8 LAP WALK, 12/16 LAP RUN**

1 Jan BURROWS (5 laps	48	8	59
2 Bob HENDERSON (6)	52	11	36
3 Frank TUTCHENER (5)	71	11	38
4 Les CLARK (5)	68	11	53
5 Tina BAARSLAG W	65	13	28
6 Phyllis GOSBELL W	60	15	22
7 Rob CATHERALL	51	17	45
8 Murray HUTCHISON	49	19	39
9 Ken WALTERS W	66	20	06
10 Doug PETROFF	57	20	43
11 Ray VALLANCE	54	21	25
12 Ron WILSON	62	22	04
13 John CUNNINGHAM	54	22	09
14 Don COX	62	23	30
15 Joy CURTIS W	56	24	24
16 Kathy PRESTEGAR	48	25	30
17 Vern GERLACH	73	26	06
18 Grant McDONOUGH	38	26	43
19 Sam DEFANIS	50	27	09
20 Bob CURTIS	57	27	52
21 John BELL	54	28	44

**14/1/99 80 METRES HEAT 1**

1 Don McMAHON	60	12	9
2 Rhonda DUNDAS	65	13	3
3 Judy CORAM	49	15	6
4 Vanna WALSH	52	16	3

**HEAT 2**

1 Alan SINCLAIR	48	10	9
2 Bob GRACE	54	11	1
3 Andrew FRASER	57	11	9

**HEAT 3**

1 Richard TREMBATH	56	11	0
2 John DONOVAN	29	11	3
3 Bob HAYES	60	12	5

**1200 METRES WALK**

1 Ken WALTERS	66	7	32
2 Tina BAARSLAG	65	7	46
3 Margaret SMITH	59	8	13
4 Joy CURTIS	56	8	32
5 Tony MARTIN	70	8	39
6 Cynthia HERBERT	56	8	55
7 George SIMONS	63	9	13
8 Shirley COPPOCK	62	9	29
9 Norm CAMERON	54	9	30
10 Vern GERLACH	73	10	39
11 Wal RILEY	75	10	42
12 John KERR	69	12	33
13 Frank TUTCHENER	71	12	33
14 Rita KERR	69	14	07
15 Audey TUTCHENER	69	14	07

**1000 METRES**

1 Rob CATHERALL	51	2	57
2 David NOBBS	58	3	09
3 Peter MAY	38	3	12
4 Sam DEFANIS	50	3	25
5 Bob CURTIS	57	3	27
6 Rob CAHILL	40	3	30
7 Doug PETROFF	57	3	33
8 John BELL	54	3	35
9 Bob HAYES	60	3	37
10 Annette PELGRIM	44	3	40
11 Ron WILSON	62	3	42
12 Bob LEWIS	70	3	46
13 Vin O'BRIEN	70	3	59
14 Gerry CLARKE	42	4	01
15 Merryn BELLAMY	41	4	02
16 John DONOVAN	29	4	07
17 Alex HARRIS	69	4	11
18 Ray CALLAGHAN	65	4	14
19 Norm CAMERON	54	4	14
20 Frank TUTCHENER	71	4	21
21 Ken WALTERS	66	5	24
22 Tony MARTIN	70	5	24

**RESULTS FROM EAST BURWOOD - JANUARY**

**300 METRES N.O.T.**

1 Alan SINCLAIR	42	40	8
2 Bob CURTIS	55	51	0
3 Ron WILSON	58	54	2
4 Wal RILEY	55	77	2
5 Anne CALLAGHAN	65	82	3

**HEAT 2**

1 Richard TREMBATH	45.5	43	8
2 Andrew FRASER	44	46	0
3 Annette PELGRIM	57	53	4
4 Jan BURROWS **	57	57	1
5 Frank TUTCHENER	60	57	7
6 Lloyd NICHOLS	57.3	58	3

**HEAT 3**

1 Doug PETROFF	58.5	49	8
2 Bob HAYES	50	50	3
3 Gerry CLARKE	65	56	4
4 Alex HARRIS	55	58	0
5 Eddie STACK	52	61	5
6 Tony MARTIN	73	0	

\*\* Trophy Winner - Congratulations

**SPIRAL NOMIN OWN HANDICAP**

**TARGET TIME WALK 26.00**

<b>RUN 28.30</b>	Clock	Actual
1 John KERR W	22	48 18 48
2 Rita KERR W	23	09 23 09
3 George SIMONS W	25	18 17 18
4 Dave HERBERT W	25	19 24 19
5 Anne CALLAGHAN	26	07 26 07
6 Vern GERLACH	26	07 25 37
7 Ken WALTERS W **	26	10 12 46
8 Norm CAMERON W	26	14 15 14
9 Elaine RUTHERF'D	26	14 14 44
10 Sue SUTTON W	26	32 19 12
11 Gerry CLARKE	26	38 24 38
12 Cynthia HERBERT	27	02 16 47
13 Joy CURTIS W	27	06 16 06
14 Jack FREDRICKSON	27	07 20 07
15 John SUTTON	27	27 24 57
16 Frank TUTCHENER	27	27 24 57
17 Bob HENDERSON	27	31 24 01
18 Trevor JUPP	27	46 27 46
19 Annette PELGRIM	27	56 23 16
20 Ray CALLAGHAN	27	56 22 26
21 Jan BURROWS	28	05 23 20
22 John BELL	28	17 22 02
23 Peter BATTRICK	28	19 26 49
24 Ron WILSON	28	27 22 57
25 Vin O'BRIEN **	28	30 22 25
26 Peter MAY	28	36 18 48
27 John CUNNINGHAM	28	38 23 23
28 Graham PHILPOTT	28	38 20 53
29 Ray VALLANCE	28	44 22 24

**SPIRAL NOM OWN HANDICAP Cont.**

	Clock	Actual
30 Sam DEFANIS	28	49 19 49
31 Brian MEE	28	54 20 34
32 Bob HAYES	29	01 22 31
33 Ewen WILSON	29	06 17 06
34 Bob WILSON	29	08 22 48
35 Coral MONK	29	10 22 50
36 Bob CURTIS	29	20 21 17
37 Tony MARTIN	29	20 24 50
38 Rob CAHILL	29	33 20 43
39 Margaret SMITH	29	44 28 04
40 John HALL	30	46 24 01
41 Doug PETROFF	31	43 24 53
and Marlene CAMERON	16	38 16 38

\*\* Winners Walk Ken Walters  
Run Vin O'Brien

**21/1/99 100 METRES HEAT 1**

1 Alan SINCAIR	48	12	91
2 Richard TREMBATH	56	13	09
3 Andrew FRASER	57	13	50
4 John DONOVAN	29	13	81
5 Brian TAIT	57	14	08

**HEAT 2**

1 Bob HAYES	60	15	81
2 Amanda LEE	42	16	01
3 Jenny FAWKES	41	16	34
4 Judy CORAM	49	17	02
5 Jo DAVIS	56	20	00

**1000 METRE WALK**

1 Ken WALTERS	66	5	56
2 Karen THOMSON	20	6	05
3 Marg SMITH	59	6	36
4 Elaine RUTHERFOR	69	7	02
5 Phyllis GOSBELL	60	7	03
6 Joy CURTIS	56	7	08
7 John KERR	69	7	12
8 Vanna WALSH	52	7	18
9 Shirley COPPOCK	62	7	28
10 Cynthia HERBERT	56	7	47
11 Norm CAMERON	54		
12 Wal RILEY	75	8	35
13 Shirley BUTH	62	8	36
14 Audrey TUTCHENER	69	10	31
15 Tony MARTIN	70	11	20
16 Frank TUTCHENER	71	11	21

**800 METRE HANDICAP H'Cap**

1 Tony HERSBACH	0	40
2 Rob CAHILL	1	10
3 Peter MAY	1	26
4 Ashley RYAN	1	34
5 Jenny FAWKES	0	55
6 Bob HAYES	1	05



SPRINGVALE VENUE RESULTS - DEC 1998/JAN 1999

16/12/98			16/12/98 cont		
<u>100 metres Run - Heat 1</u>			<u>2 km Walk</u>		
1	Howard REES	51 13.8	1	Penny HALL	58 13.03
2	Juan PEREZ	17 14.0	2	Lee COPLAND	8 16.22
3	Lou BUCCIERI	43 15.0	3	Jenny FIELD	40 16.46
4	Lee COPLAND	8 16.0	4	Ann-Marie De BONO	30 16.47
5	Kathy CASSIDY	49 17.3	5	Stan JORDAN	51 16.54
<u>100 metres Run - Heat 2</u>			<u>4 km Walk</u>		
1	Valery PHILLIPE	16 11.9	1	Tony JOHNSON	58 21.39
2	Peter GILLETTE	43 12.7	2	Peter FIELD	40 23.28
3	Mike HALL	60 13.2	3	George PATON	56 23.58
4	Ian KRASKA	43 13.9	4	Vanna Walsh	51 29.53
<u>3.1 km Run</u>			<u>800 metres Run</u>		
1	John NEWSOM	43 10.23	1	Dean COPLAND	43 2.18.2
2	Neil GRAY	50 10.52	2	Ken BOOCOCK	40 2.20.7
3	Rob CLUTTERBUCK	45 10.55	3	Dave TALBOT	44 2.29.1
4	Dean COPLAND	43 10.59	4	Paul MULLINS	58 2.34.9
5	Ross MARTIN	46 11.02	5	Leigh CASSIDY	50 2.40.0
6	John MARX	43 11.21	6	Tony BARRETT	49 2.44.0
7	Ken BOOCOCK	40 11.48	7	Howard REES	51 2.45.4
8	Ian ORR	47 11.53	8	Ray O'CONNOR	61 3.03.9
9	Paul WINTERTON	44 12.16	9	Lee COPLAND	8 3.26.4
10	John ABEL	48 12.20	<u>6/1/99</u>		
11	Tony BARRETT	49 12.24	<u>100 metres Run</u>		
12	Bill HUGHES	65 12.39	1	Valery PHILLIPE	16 11.7
13	Rick SMART	55 12.40	2	Mike HALL	60 13.3
14	Paul MULLINS	58 13.31	3	Lee COPLAND	8 16.0
15	Roland BROWN	57 14.39	4	Kathy CASSIDY	49 17.1
16	Celia JOHNSON	51 14.42	5	Aaron HALL	7 17.8
17	Kathy CASSIDY	49 15.09	<u>600 metres Run</u>		
18	Jan MORREY	59 15.17	1	Dean COPLAND	43 1.36.8
19	Ben MORREY	70 15.19	2	Howard REES	51 1.50.5
20	Trevor JUPP	58 15.46	3	Brian McCANN	52 1.54.1
21	Jack GUBBINS	69 16.17	4	Lou BUCCIERI	43 1.55.1
22	Alf SMITH	67 18.18	5	Ray O'CONNOR	61 2.04.3
23	Jean ONLEY	65 18.18	6	Lee COPLAND	8 2.26.9
24	Jim SINCLAIR	74 20.48	<u>2 km Walk</u>		
25	Clare McKERR	69 23.43	1	Heather McDONALD	49 11.01
<u>6.2 km Run</u>			2	Penny HALL	58 13.14
1	Theresia BAIRD	57 23.56	3	George PATON	56 13.14
2	Bill IRVINE	50 23.58	<u>4 km Walk</u>		
3	Lou BUCCIERI	43 26.04	1	Tony BARRETT	49 20.13
4	Howard REES	51 26.19	2	Tony JOHNSON	58 25.18
5	Ian KRASKA	43 26.32	<u>3.1 km Run</u>		
6	Graeme STEVENS	56 26.36	1	Dean COPLAND	43 10.39
7	Kari FAUVRELLE	57 26.57	2	Bruce FERRIER	45 10.41
8	Juan PEREZ	59 27.14	3	Ross MARTIN	46 11.10
9	Ron LITTLE	55 27.17	4	Rob CLUTTERBUCK	45 11.13
10	Laurie CROUCH	58 27.22	5	Bill IRVINE	50 11.24
11	Ken HOUGH	53 28.45	6	Theresia BAIRD	57 11.34
12	Alan DOUGLAS	52 29.19	7	Paul MULLINS	58 11.40
13	Mick COLGAN	47 29.24	8	Neil PILLING	39 11.46
14	Ron MUIR	47 29.26	9	Tony DORAN	46 12.02
15	Don CORRIE	48 30.32	10	John ABEL	48 12.10

SPRINGVALE VENUE RESULTS - JANUARY 1999

6/1/99 cont			13/1/99 cont		
<u>3.1 km Run cont</u>			<u>800 metres Run cont</u>		
11	Ian ORR	47 12.11	7	Lisa KRASKA	15 2.39.8
12	Michael DAVIN	48 12.22	8	Wayne KRASKA	37 2.40.1
13	Leigh CASSIDY	50 12.24	9	Lou BUCCIERI	43 2.41.0
14	Bill CARR	49 12.32	10	Ray O'CONNOR	61 2.48.4
15	Laurie CROUCH	58 12.40	<u>1500 metres Walk</u>		
16	Stan JORDAN	50 12.45	1	Tony BARRETT	49 7.03.9
17	Bill HUGHES	65 12.48	2	George PATON	56 8.03.2
18	Mick COLGAN	47 13.26	3	Peter FIELD	40 9.24
19	Brian McCANN	52 14.23	4	Vanna WALSH	51 11.03
20	Laurie TELFER	50 14.33	<u>27/1/99</u>		
21	George PARADOWSKI	49 14.34	<u>5 km Run</u>		
22	Jim SMITH	58 14.48	1	Bruce FERRIER	45 19.08
23	Roland BROWN	57 14.49	2	John NEWSOM	46 18.08
24	Kathy CASSIDY	49 14.59	3	Theresia BAIRD	57 19.10
25	Janine KING	Inv 15.04	4	Rob CLUTTERBUCK	45 19.11
26	Mark KING	37 15.04	<u>6 km Cross Country</u>		
27	Trevor JUPP	58 16.14	1	Dean COPLAND	44 23.02
28	Alf SMITH	67 17.22	2	Neil PILLING	39 23.57
29	Jean ONLEY	65 18.33	3	Paul MULLINS	58 24.33
30	Ann-Marie De BONO	30 18.33	4	Bill IRVINE	50 24.33
31	Jim SINCLAIR	74 19.24	5	Ian ORR	47 25.06
32	Clare McKERR	69 25.18	6	Paul WINTERTON	44 25.26
<u>6.2 km Run</u>			7	Wayne KRASKA	37 25.36
1	Neil GRAY	51 22.27	8	Stan JORDAN	51 26.06
2	Rod BROWN	45 25.01	9	Lou BUCCIERI	43 26.22
3	Ian ORR	47 25.01	10	Rick SMART	55 26.31
4	Graeme STEVENS	56 26.50	11	Howard REES	51 26.35
5	Howard REES	51 26.54	12	Juan PEREZ	59 27.23
6	Lou BUCCIERI	43 26.56	13	Frank ALLAN	55 27.29
7	Juan PEREZ	59 27.10	14	Laurie CROUCH	59 27.29
8	Ian TREGEAR	48 28.24	15	Graeme STEVENS	57 27.41
9	Ken HOUGH	53 29.03	16	Ian TREGEAR	48 27.55
10	Don CORRIE	48 30.55	17	Gary BEATON	Inv 28.02
11	Kevin ONLEY	65 30.56	18	Alan DOUGLAS	53 28.29
12	Celia JOHNSON	51 30.56	19	Tom DAVISON	66 28.52
13	Ben MORREY	70 32.41	20	Kevin ONLEY	65 29.00
<u>13/1/99</u>			21	Tom GALLAGHER	50 30.07
<u>200 metres Est Time Run</u>			22	Ron MUIR	47 30.48
1	Tony QUINN	32 25.5	23	Roland BROWN	57 31.28
2	Mike HALL	60 27.6	24	Don CORRIE	49 31.30
3	Juan PEREZ	18 31.2	25	Celia JOHNSON	51 33.12
4	Reg McRAE	74 45.0	26	Ben MORREY	70 33.12
** Winner - Tony Quinn			27	Trevor JUPP	58 33.43
<u>800 metres Run</u>			28	Jim SINCLAIR	74 39.14
1	Neil GRAY	51 2.20.9	<u>3.5 km Cross Country</u>		
2	Dave TALBOT	44 2.31.3	1	Karin STEVENS	51 23.31
3	Michael KRASKA	16 2.33.4	2	Claire McKERR	69 32.03
4	Tony QUINN	32 2.35.4	<u>3 km Walk</u>		
5	Howard REES	51 2.38.6	1	Tony DORAN	46 23.21
6	Leigh CASSIDY	50 2.39.2	2	Vanna WALSH	51 23.28

**GEELONG VENUE RESULTS  
DECEMBER / JANUARY 1998**

<u>5.75KM Cross Country</u>		<u>2/12/98</u>
Jeff WALKER	51	20:20
Anthony LOFT	36	20:48
Paul STEWART	38	20:55
Lawrie ELKIN	42	21:40
Chris COLLEY	48	22:31
Mike PANCKRIDGE	36	23:33
Phil VERNON	37	24:38
Horacio PEREIRA	48	24:48
John WILLIGEN	51	25:13
Gary GIBSON	45	25:18
Rob QUARRELL	51	25:30
Tom WILKS	43	25:59
Maurice MARSHALL	57	26:09
Gary STRATTON	51	27:47
Jill COYTE	43	27:57
Cheryl REYNOLDS	38	29:13
Alan FOOT	56	29:16
Ian HOLLIDAY	53	29:47
Janet MICHAEL	51	29:51
Julie ELKIN	41	29:53
Brian WOODS	61	29:58
Kate HAMMOND	38	31:14
Fred BARNETT	50	32:51
<u>3KM Cross Country</u>		
Neil MacDONALD	41	12:25
Neil MAURER	35	13:31
<u>3000 METRES Div. 1.</u>		<u>9/12/98</u>
Jeff WALKER	51	10:12
John JACOBI	33	10:17
Lawrie ELKIN	42	10:18
Paul STEWART	38	10:22
Cric COLLINS	47	10:23
Norm GATES	51	10:27
Clive PAISLEY	47	10:39
John MOORE	48	10:41
Ron CAMPBELL	51	10:54
Mike PANCKRIDGE	36	11:24
Neil MacDONALD	41	11:50
<u>Div. 2.</u>		
Gary GIBSON	45	11:54
Horacio PEREIRA	48	12:04
Rob QUARRELL	51	12:15
John CAULFIELD	50	12:26
Gary STRATTON	51	12:29
John WILLIGEN	51	12:32
Kate HAMMOND	38	12:38
Joe WEILER	59	13:06
Jill COYTE	43	13:29
Ian HOLLIDAY	53	13:29
Janet MICHAEL	51	14:05
Julie ELKIN	41	14:16
Alan FOOT	56	14:28
Sue STRATTON	48	14:34
Tom BLOOD	58	14:39
Brian WOODS	61	14:41
Fred BARNETT	50	16:53

<u>400 METRES Div. 1.</u>			
John MOORE	48	59.10	
Bob SEAMER	52	1:07.37	
John JACOBI	33	1:09.55	
Horacio PEREIRA	48	1:23.73	
<u>Div. 2.</u>			
Gary GIBSON	45	1:12	
Steve DAVIES	37	1:13	
John WILLIGEN	51	1:17	
Rob QUARRELL	51	1:17	
Janet MICHAEL	51	1:36	
Kate HAMMOND	38	1:40	
<u>Div. 3.</u>			
Gary STRATTON	51	1:16	
Joe WEILER	59	1:18	
Alan FOOT	56	1:24	
Ian HOLLIDAY	53	1:28	
Sue STRATTON	48	1:28	
Brian WOODS	61	1:34	
Fred BARNETT	50	1:59	
<u>200 METRES Div. 1.</u>			
Bob SEAMER	52	30.20	
Horacio PEREIRA	48	38.75	
Fred BARNETT	50	50.63	
<u>Div. 2.</u>			
Alan FOOT	56	32.04	
Gary STRATTON	51	32.44	
Joe WEILER	59	32.71	
Brian WOODS	61	35.07	
Sue STRATTON	48	35.65	
John WILLIGEN	51	35.88	
<u>MILE Div. 1.</u>		<u>16/12/98</u>	
John MOORE	48	5:01	
Paul STEWART	38	5:04	
Lawrie ELKIN	42	5:20	
Geoff CLARK	49	5:23	
Clive PAISLEY	47	5:27	
John JACOBI	33	5:32	
Neil MacDONALD	42	6:02	
<u>Div. 2.</u>			
Chris COLLEY	48	5:34	
Mike McAVOY	64	5:57	
Gary ELLIOTT	46	5:59	
Gary GIBSON	45	6:04	
Sharon SCHNYDER	34	6:14	
Horacio PEREIRA	48	6:18	
John WILLIGEN	51	6:21	
Bob SEAMER	53	6:26	
Tony ALSOP	58	6:30	
Gary STRATTON	51	7:01	
Janet MICHAEL	51	7:12	
Ian HOLLIDAY	53	7:13	
Alan FOOT	56	7:16	
Brian WOODS	61	7:21	
Julie ELKIN	41	7:30	
Marie BLOOD	56	8:47	
<u>800 METRES Div. 1.</u>			
John MOORE	48	2:22	
Clive PAISLEY	47	2:36	
John JACOBI	33	2:41	

<u>800 METRES Div. 2.</u>			
Bob SEAMER	53	2:51	
Gary GIBSON	45	2:51	
Chris COLLEY	48	2:57	
Gary STRATTON	51	2:58	
Horacio PEREIRA	48	2:58	
Mike McAVOY	64	3:17	
Alan FOOT	56	3:18	
Janet MICHAEL	51	3:24	
Tony ALSOP	58	3:27	
Sharon SCHNYDER	34	3:28	
Brian WOODS	61	3:30	
John WILLIGEN	51	3:31	
Ian HOLLIDAY	53	3:31	
Marie BLOOD	56	3:54	
Tom BLOOD	58	3:54	
<u>5.75 KM</u>		<u>6/1/99</u>	
Dave ELWARD	48	19:40	
Jeff WALKER	51	20:02	
Geoff PURNELL	43	20:16	
John JACOBI	33	20:37	
Paul STEWART	38	21:15	
John MOORE	48	21:50	
Ron CAMPBELL	55	21:59	
Michael PANCKRIDGE	36	22:36	
Horacio PEREIRA	48	24:28	
John CAULFIELD	50	24:50	
Neil MacDONALD	42	25:50	
Kate HAMMOND	38	26:21	
Joe WEILER	59	27:18	
Annette POLLOCK	42	27:35	
Janet MICHAEL	52	28:46	
Neil MAURER	35	29:17	
Sue STRATTON	48	29:27	
Alan FOOT	56	29:35	
Brian WOODS	61	30:02	
<u>3200 METRES Div. 1.</u>		<u>13/1/99</u>	
Dave ELWARD	48	10:18	
Paul SCHNYDER	36	10:41	
Jeff WALKER	51	10:44	
John JACOBI	33	10:55	
Cric COLLINS	47	11:52	
Tony BROOKS	41	11:58	
Pat COMEY	50	12:05	
Michael PANCKRIDGE	36	12:10	
Neil MacDONALD	42	12:16	
<u>Div. 2.</u>			
Horacio PEREIRA	48	12:48	
Gary GIBSON	45	12:50	
Geoff CORN	41	13:16	
Gary STRATTON	51	13:18	
Joe WEILER	59	14:00	
Geoff MARSHALL	59	14:08	
Jill COYTE	43	14:36	
Neil MAURER	35	14:56	
Tom BLOOD	58	15:13	
Brian WOODS	61	15:21	
<u>800 METRES</u>			
John MOORE	48	2:12	
Dave ELWARD	48	2:22	

Tony BROOKS	41	2:38	
Chris COLLEY	48	2:46	
Bob SEAMER	53	2:49	
Gary STRATTON	51	3:08	
Alan FOOT	56	3:18	
Geoff MARSHALL	59	3:20	
Brian WOODS	61	3:29	
<u>100 METRES</u>			
Tony BROOKS	41	14:27	
Alan FOOT	56	15:47	
Brian WOODS	61	16:70	
<u>3 KM Cross Country</u>		<u>20/1/99</u>	
John MOORE	48	10:37	
<u>6.8 KM Cross Country</u>			
Dave ELWARD	48	23:15	
Paul STEWART	38	23:57 (pb)	
John JACOBI	33	23:58	
Norm GATES	51	24:59	
Ron CAMPBELL	55	25:49	
Pat COMEY	50	26:13	
Michael PANCKRIDGE	36	26:22	
Tony BROOKS	41	27:23	
Chris COLLEY	48	28:26	
Neil MacDONALD	42	28:33	
Horacio PEREIRA	48	28:38	
Gary GIBSON	45	28:40	
Gary MERRIMAN	42	28:47	
John CAULFIELD	50	29:46	
Mike McAVOY	64	30:09	
Kate HAMMOND	38	30:24 (pb)	
Tony PYE	49	30:25	
Wendy BEDDOME	32	31:16	
Karmel BARTOLICH	31	31:28	
Jill COYTE	43	32:11	
Gary STRATTON	51	32:43	
Neil MAURER	35	32:45	
Annette POLLOCK	42	32:54	
Tony BLOOD	58	33:19	
Janet MICHAEL	52	33:29	
Alan FOOT	56	33:43	
Sue STRATTON	48	35:17	
Brian WOODS	61	35:17	
<u>3000 METRES Div.1.</u>		<u>27/1/99</u>	
Dave ELWARD	48	9:43	
Geoff PURNELL	43	10:06	
Jeff WALKER	51	10:20	
Norm GATES	51	10:25	
Clive PAISLEY	48	10:49	
Michael PANCKRIDGE	36	11:00	
Chris COLLEY	48	11:14	
Neil MacDONALD	42	11:28	
Ron CAMPBELL	55	11:55	
<u>Div. 2.</u>			
Gary GIBSON	46	11:57	
Phil VERNON	37	12:00	
Mike McAVOY	64	12:03	
Horacio PEREIRA	48	12:08	
Sharon SCHNYDER	34	12:29	
Rob QUARRELL	51	12:36	
Geoff CORN	41	12:40	

**RESULTS FROM CROYDON VENUE - JANUARY 1999**

**8 LAP RUN HANDICAP 19.1.1999 Contd.**

	Clock	Actual
23 Colin HETHERTON	44	22.13 16.08
24 Vern GERLACH	73	22.15 18.20
25 Phyllis GOSBELL	60	22.28 18.48
26 Neil GRIFFIN	52	22.29 13.19
27 Cec McKEOWN	59	22.40 15.20
28 Ron BOYNE	65	22.41 16.11
29 Bob CURTIS	57	23.09 14.09
30 John DANIEL	49	23.09 14.04

**1200 METRE WALK 26.1.1999**

1 Alison THOMPSON	45	6.17
2 Jan WATSON	52	7.03
3 Ken WALTERS	66	7.19
4 Barrie WICKS	58	7.28
5 Pam RICHARDS	58	8.09
6 Phyllis GOSBELL	60	8.13
7 Corrie DeGROOT	71	8.42
8 Vern GERLACH	73	8.47
9 George SIMONS	63	9.19
10 Norm CAMERON	54	9.47
11 Colin HETHERTON	44	9.47
12 Lynette HILL	53	11.02
13 Frank TUTCHENER	71	11.02

**60 METRE NOM.OWN TIME 26.1.1999**

	Clock Time	Nom. Time
1 Simon TENNANT **	32 8.3	8.2
2 Jack BUCKINGHAM	48 8.5	8.6
3 Ron SMITH	49 9.4	9.6
4 Frank TUTCHENER	71 12.1	12.0
5 Ken WALTERS	66 14.7	18.0

\*\* Winner, Simmon Tennant, 0.02 seconds out

**1500 METRE NOM.OWN TIME 26.1.1999**

	Clock Time	Nom. Time
1 Bert PELGRIM	42 4.38	4.35
2 Rod NEAL	42 5.06	5.31
3 Murray HUTCHISON	49 5.12	5.45
4 Glenn CLAUDEN **	44 5.27	5.30
5 Peter LEIGH	61 5.44	6.20
6 Bill KENNEDY	49 5.56	6.10
7 Lavinia PETRIE	55 5.58	6.10
8 Colin THOMPSON	50 6.06	6.00
9 Ray CALLAGHAN	65 6.16	6.20
10 Ken WALTERS	66 7.54	8.02
11 Anne CALLAGHAN	61 8.05	7.27

\*\* Winner, Glenn Claiden, 2.2 seconds out

**TRIPLE JUMP NOM. OWN DIST. 26.1.1999**

	Dist.	Nom.
1 Jan WATSON	52 4.07	3.85
2 Lynette HILL	53 2.43	4.15

**200 METRE SPRINT 26.1.1999**

1 Simon TENNANT	32	27.2
2 Bert PELGRIM	42	28.4
3 Murray HUTCHISON	49	32.9
4 Ron SMITH	49	33.2
5 Bill KENNEDY	49	39.0
6 Frank TUTCHENER	71	41.4
7 Lavinia PETRIE	55	41.8

**2KM WALK NOM. OWN TIME 26.1.1999**

	Clock Time	Nom. Time
1 Jan WATSON	52 13.10	11.45
2 Pam RICHARDS	58 14.41	10.40
3 Lynette HILL **	53 17.20	16.54

\*\* Winner, Lynette Hill, 26 seconds out

**2/4/8KM RUN NOM. OWN TIME 26.1.1999**

2Km:	Clock Time	Nom. Time
1 Peter LEIGH	61 7.52	
2 Norm CAMERON	54 8.31	9.01
3 Simon TENNANT	32 8.44	8.45
4 Vern GERLACH	73 10.18	10.30
5 Ron SMITH	49 10.39	11.00

**4Km:**

1 Murray HUTCHISON	49	17.02
2 Alison THOMPSON	45	20.49 20.00
3 Barrie WICKS	58	20.51 20.00
4 Phyllis GOSBELL	60	23.12
5 Frank TUTCHENER	71	23.13

**8Km:**

1 Bert PELGRIM	42	29.33
2 Glenn CLAUDEN	44	31.54
3 Rod NEAL **	42	32.27 32.30
4 Andrew TUNNE	40	33.21 36.00
5 Frank HARGREAVES	58	34.27 33.10
6 Ray CALLAGHAN	65	37.09
7 Colin THOMPSON	50	37.53 37.00
8 Cec McKEOWN	59	38.18 38.45
9 Al WILLEY	59	40.58 39.40
10 Anne CALLAGHAN	61	45.34 43.00
11 Corrie DeGROOT	71	45.50 48.30
Ray MERIDA (9 Laps)	55	14.19
Lavinia PETRIE (8 Laps?)	55	14.44
Virginia SCHNEIDERS (7Lps)	50	16.16

\*\* Winner Rod Neal, 3 seconds out

3 Col HETHERTON **	44	9.35 9.50
4 Ron SMITH	49	6.65 8.00
5 George SIMONS	63	6.40 6.00
6 Les CLARK	68	5.35 5.00
7 Rod NEAL	42	7.60 7.00

\*\* Winner, Col Hetherton, 0.15m out

GROWING TOGETHER

# GARRINGTON PRIMARY SCHOOL

Laura Road, Knoxfield 3180, Melways reference: 73 B5

## FUN RUN

SUNDAY 14th MARCH 1999

9:00am start (Registration from 8:00am)

**TROPHY TOWN 10km RUN**

&

**TROPHY TOWN 3.3km RUN**

(courses are accurately measured)

### CATEGORIES

Primary school children NOT to run in 10km event

#### TROPHY TOWN 3.3km RUN

Boys under 8  
Girls under 8  
Boys under 10  
Girls under 10  
Boys under 12  
Girls under 12  
Boys under 14  
Girls under 14  
Boys under 16  
Girls under 16  
Boys under 18  
Girls under 18  
Male 18-39  
Female 18-39  
Male 40 & over  
Female 40 & over

#### TROPHY TOWN 10km RUN

Male under 18  
Female under 18  
Male 18-39  
Female 18-39  
Male 40-49  
Female 40-49  
Male 50-59  
Female 50-59  
Male 60 & over  
Female 60 & over



Trophies sponsored by

**BUNNINGS SCORESBY**

ENTRY FEES: Adults - \$5.00, Under 18yrs \$3.00, Families - \$12.00  
For further information contact Carrington Primary School on 9763 9600



**RESULTS FROM DONCASTER VENUE - JANUARY 1999**

**70 METRE SPRINT 6.1.1999**

**Heat 1:**

1 Samantha SCHUBERT	10	12.5
2 Jessica SCHUBERT	12	12.6

**Heat 2:**

1 Ryan BERMAN (80m)	17	9.5
2 Jim SHAND	60	10.3
3 Stuart WHITE (80m)	27	10.7
4 Garry CROLE	36	10.9
5 Kathy SKULTETY	57	11.7
6 Joanne MILLER	32	11.8
7 Kevin McLAUGHLAN	55	12.1

**400 METRE HANDICAP 6.1.1999**

		Clock	Actual
1 Kevin McLAUGHLAN	55	88.2	85.2
2 Garry CROLE	36	90.2	56.2
3 Alan SINCLAIR	48	93.2	59.2
4 Jim SHAND	60	93.5	71.5
5 Leanne CROLE	39	93.8	71.8
6 Lyn JAMIESON	45	94.3	72.3
7 Richard TREMBATH	56	94.5	63.5
8 Stuart WHITE	27	94.9	59.9
9 Kathy SKULTETY	57	98.2	91.2
10 Joanne MILLER	32	103.7	103.7
11 Samantha SCHUBERT	10	106.4	99.40

**1 OR 3KM RUN 6.1.1999**

**1km:**

1 Stuart WHITE	27	3.03
2 Garry CROLE	36	3.26
3 Lyn JAMIESON	45	3.38
4 Richard TREMBATH	56	3.38
5 Leanne CROLE	39	4.29
6 Samantha SCHUBERT	10	5.00

June REEVES (600M) 53 2.19  
Kathy SKULTETY (600M) 57 2.39

**3km:**

1 Alan SEARL	44	11.25
2 Andrew JAMIESON (W)	52	14.17

**80 METRE SPRINT 13.1.1999**

**Heat 1:**

1 Kathy SKULTETY	57	13.3
2 Georgia BAILEY (75m)	6	13.7
3 Astrid ROSE	55	13.9
4 Kevin McLAUGHLAN	55	14.2
5 Doug ORR	75	14.4

**800 METRE RUN 13.1.1999**

1 Stuart WHITE	27	2.16
2 Alan SEARL	44	2.36

**80 METRE SPRINT 13.1.1999**

**Heat 2:**

1 Glenn BAILEY	41	10.0
2 Keith HOWDEN	53	10.3
3 Jim SHAND	60	11.5
4 Alan SEARL	44	11.5
5 June REEVES	53	12.2
6 Leanne CROLE	39	12.4

**200 METRE SPRINT 13.1.1999**

**Heat 1:**

1 Jim SHAND	60	30.7
2 June REEVES	53	31.4
3 Leanne CROLE	39	31.7
4 Kathy SKULTETY	57	36.5
5 Kevin McLAUGHLAN	55	38.2

**Heat 2:**

1 Garry CROLE	36	24.5
2 Keith HOWDEN	53	25.7
3 Glenn BAILEY	41	28.4
4 Alan SEARL	44	29.9

**2KM RUN 13.1.1999**

1 Stuart WHITE	27	6.42
2 Glenn BAILEY	41	7.44

**DISCUS THROW 13.1.1999**

1 Graeme ROSE	55	40.75
2 Astrid ROSE	55	22.09

**100 METRE SPRINT 20.1.1999**

**Heat 1:**

1 Michael ROSE	65	15.5
2 Jim SHAND	60	16.5
3 Kevin McLAUGHLAN	55	19.1

**Heat 2:**

1 Garry CROLE	36	12.8
2 Phil ROSEVEAR	49	13.3
3 Phil MASON	38	13.5
4 Jan SAVAGE	39	13.8
5 Marlene JOHNS	35	14.0
6 Alan SEARL	44	14.9

**2KM RUN 20.1.1999**

1 Alan SEARL	44	7.16
2 Garry CROLE	36	7.22
3 Phil MASON	38	7.30
4 Glenn BAILEY	41	8.33
5 Kevin McLAUGHLAN	55	9.35
6 Michael ROSE	65	10.12

**4KM RUN 20.1.1999**

1 Graeme PAUL	44	15.43
---------------	----	-------

**RESULTS FROM DONCASTER VENUE - JANUARY 1999**

**300 METRE SPRINT 20.1.1999**

**Heat 1:**

1 Jim SHAND	60	50.2
2 Michael ROSE	65	56.6
3 Lyn BOWEN	49	61.2
4 Sandy WARD	48	72.8
5 Kate GREENWAY	51	73.9

**Heat 2:**

1 Glenn BAILEY	41	41.9
2 Phil MASON	38	46.3
3 Phil ROSEVEAR	49	47.4
4 Jan SAVAGE	39	47.7
5 Marlene JOHNS	35	48.1
6 Alan SEARL	44	48.6

**60 METRE SPRINT 27.1.1999**

**Heat 1:**

1 Graeme ROSE	55	8.8
2 Michael ROSE	65	9.0
3 Jim SHAND	61	9.0
4 June REES	53	9.6
5 Kathy SKULTETY	57	10.2
6 Kevin McLAUGHLAN	55	10.6

**Heat 2:**

1 David WEST	36	8.0
2 Jan SAVAGE	39	8.4
3 Phil ROSEVEAR	49	8.4
4 Phil MASON	38	8.8
5 Alan SEARL	44	9.0

**200 METRE SPRINT 27.1.1999**

**Heat 1:**

1 Jan SAVAGE	39	28.7
2 Jim SHAND	61	30.1
3 June REEVES	53	31.8
4 Michael ROSE	65	33.2
5 Alex HARRIS	69	36.5

**DISCUS THROW 27.1.1999**

1 Graeme ROSE	55	41.37
---------------	----	-------

**200 METRE SPRINT 27.1.1999 Contd.**

**Heat 2:**

1 David WEST	36	26.5
2 Richard TREMBATH	56	27.4
3 Phil MASON	38	27.7
4 Kelly KELLY	22	28.0
5 Phil ROSEVEAR	49	29.2
6 Alan SEARL	44	29.6
7 Glenn BAILEY	41	30.1

**600 METRE HANDICAP 27.1.1999**

		Clock	Hcp (Mtrs.)
1 Garry CROLE	37	91.4	0
2 David WEST	36	91.6	0
3 Richard TREMBATH	56	91.9	40
4 Joanne MILLER	34	92.2	205
5 Phil ROSEVEAR	49	95.9	100
6 Kevin McLAUGHLAN	55	96.6	150
7 Alex HARRIS	69	97.2	170
8 Glenn BAILEY	41	97.5	25
9 Phil MASON	38	99.0	15
10 June REEVES	53	99.4	115
11 Jan SAVAGE	39	100.4	70
12 Kathy SKULTETY	57	101.9	180
13 Alan SEARL	44	102.1	15
14 Alan SINCLAIR	48	102.3	10
15 Graham PHILPOTT	55	103.6	70
16 Kate GREENWAY	51	103.8	235
17 Kelly KELLY	23	106.3	50
18 Samantha SCHUBERT	10	116.8	150

**3KM RUN 27.1.1999**

1 Graham PHILPOTT	55	11.15
2 Greg LYNDAN		11.39
3 Glenn BAILEY	41	14.12
4 Alan SEARL	44	14.42

**HAMMER THROW 27.1.1999**

1 Graeme ROSE	55	45.52
2 Astrid ROSE	55	37.53

**ADVERTISERS WANTED**

We have room for a few small advertisements in future copies of "AROUND THE GROUNDS".

Have you a business you would like the members to be aware of.

By advertising through us you will be helping to keep our magazine free to members as well as helping yourself.

The cost to you is very small, for further information please ring me on 97951169

Editor.

MENTONE VENUE RESULTS

23/12/98 (cont)  
4 LAPS ROAD

Rodney FORD	57	14.54
Janet FORD	31	17.42
Ray KEMP	71	17.29
Graeme NODEN	61	15.17
Betty MARK	51	21.31
Jeff MARK	50	14.34
Pam MEWS	64	21.10
Greg MAULDON	61	16.36
Marion PERAZZO	47	15.49
Ashley PAGE	58	14.51
G.STOCKDALE		14.43
Kitty PENFOLD		22.20*
Rhonda TRENGROVE		16.18*
Doug WALLACE		14.48

\*Age Track Record

30/12/98  
1000 METRES

1. Tony quinn	33	3.08.5*
2. Phil BODMAN	45	3.09
3. Laurie COLLARD		3.17.2
4. Stephen YOUNG	46	3.30.2
5. Peter WEEKS	44	3.37.6
6. John WAITE	58	3.44.1
7. George YEOMAN	53	3.49.8

\*Age Track Record

110 METRES E.T.  
HEAT 1

1. Bob WISHART	57	13.8	2
2. Howard FOX	51	13.84	
3. Graeme NODEN	61	14.2	*2
4. Stephen YOUNG	46	14.3	

HEAT 2

1. George YEOMANS	53	16.49	
2. Nyala MILLAR	56	16.6	*3
3. Mike JOHNSTON	77	17.0	
4. John WAITE	58	18.19	1
5. Carole McCOY	53	18.6	

\*Age Track Record

6K RUN

1. Ted McCOY	58	22.48
2. Laurie COLLARD		23.09
3. Peter SMART	53	23.14
4. Greg WILLIAM	45	23.33
5. John KNEEN	56	24.21
6. John WAITE	58	25.57
7. Peter WEEKS	44	26.13
8. Ashley PAGE	58	26.59
9. Rodney FORD	57	27.16
10. Greg MAULDON	61	27.50

6K RUN (cont)

11. Ray KEMP	71	29.08
12. Marion PERAZZO	47	29.28
13. Don HUGHES	61	30.01
14. Jan MORREY	59	30.36
15. Ben MORREY	70	32.06
16. Jan GARRARD	50	33.10
Graeme NODEN	61	16.02

(3.2Km)

6/1/99  
300 METRES

1. Stephen YOUNG	46	42.86
2. Bob WISHART	57	42.89
3. M.JOHNSTON	77	51.36
4. Nyala MILLAR	57	55.27

800 METRES

1. Phil BODMAN	45	2.23.2
2. Col WARING	53	2.29.3
3. Gerrard O'CONNOR		2.33.9
4. Lesley GROMES	38	2.39.3
5. Sandy McCANN	29	2.57.5
6. Stephen YOUNG	46	3.00.6
7. John WAITE	58	3.05.2
8. Don McLEAN	64	3.06.2

70 METRES E.T.  
HEAT 1

1. Bob WISHART	57	9.10	3
2. Jack BUCKINGHAM	48	9.87	2
3. S.YOUNG	46	10.08	
4. M.JOHNSTON	77	10.81	=1

HEAT 2

1. Nyala MILLAR	57	10.30*
2. G.WISHART	54	11.10
3. John WAITE	48	11.39 =1
4. Gordon GOURLAY	69	12.87

\*Age Track Record

5K RUN

1. Terry HARRISON	53	17.02
2. Peter SMART		19.10
3. Neil BOYLE	45	19.32
4. John KNEEN	56	20.27
5. Greg WILLIAM		20.43
6. Peter BENICE	49	21.10
7. Louis WASER	52	21.10
Jan GARRARD	50	26.17
Rodney FORD	57	22.39
Marlene GOURLAY		22.39
Greg MAULDON	61	22.06

MENTONE VENUE RESULTS

6/1/99 (cont)  
5K RUN

Jan MORREY	59	24.44
Ashley PAGE	58	22.58
Pam MEWS	64	20.00

(3.336K)

2K WALK

1. Gwen STEED	56	11.22
2. Gordon GOURLAY	69	13.17
3. Maureen SEEDSMAN		13.18
4. Joanne RAYNER	36	13.23
5. Margaret BEAUMONT		13.38
6. Rae ATKINS	67	13.42
7. John BECK	62	14.10
8. Ian BEAUMONT	62	14.55
9. Lori UEBERGANG	47	15.38
10. Wendy SEERS	57	16.50
11. I.CUTHIE	57	17.53
12. Nola FINN	62	19.07
10. Joan CLARKE	64	16.50

23/12/98  
1500 METRES WALK

1. Gwen STEED	56	7.58
2. Gordon GOURLAY	69	9.22
3. Sylvia MACHIN	57	9.47
4. Margaret BEAUMONT		9.59
5. Rae ATKINS	67	10.25
6. Gill BUTLER	47	10.26
7. Joanne RAYNER	36	10.27
8. John BECK	62	10.33
9. Ian BEAUMONT	62	11.02
10. Jim MACHIN	68	11.17
11. Ern WALKER	85	11.20
12. Margaret MARION		12.09
13. Wendy SEERS	57	12.52
13. Dot JACK	80	12.52
14. Jan GUTHRIE	57	13.12
15. Jean JAMES	72	17.42
15..Grace SMITH	80	17.42

30/12/98  
4 LAPS ROAD WALK (3.336K)

1. Gwen STEED	56	20.05
2. Gordon GOURLAY	69	22.09
2. Sylvia MACHIN	57	22.09
3. M.STANWAY	60	22.38
4. Margaret BEAUMONT		23.00
5. Rae ATKINS	67	23.14
6. John BECK	62	23.43
7. Joanne RAYNER	36	24.04
8. Ian BEAUMONT	62	24.22
9. Kevin McGRATH	68	25.51
10. Joan CLARKE	64	27.42
11. Dot JACK	80	28.07
Grace SMITH(3L)	80	28.01

13/1/99  
3K E.T. WALK TROPHY EVENT

1. Rae ATKINS	67	20.26
2. Sylvia MACHIN	57	19.29
3. Gordon GOURLAY	69	19.52
4. Beverley HUGO	58	21.45
Jan GUTHRIE	58	26.35
Margaret MARION	58	22.36
Joan CLARKE	64	24.25
John BECK	62	21.22
Graeme DAVIS	49	18.48
Margaret BEAUMONT	60	20.24
Ian BEAUMONT	62	24.28
Joanne RAYNER	36	20.15
Wendy SEERS	57	24.37
Nola FINN	62	27.40
Marlene GOURLAY	47	17.27
Heidi ENGEL	56	24.33
Maureen SEEDSMAN	61	20.04

OCEANIA 2000  
10th  
Oceania  
VETERAN GAMES

16th to 23rd  
January 2000



Organisers:  
Athletics Norfolk Island  
For:  
The Oceania Association of  
Veteran Athletes

## ALTONA VETERANS RESULTS.

### Tuesday 12<sup>th</sup> January 1999

#### 75 metres

Les JARRY	70	15.54	P.B.
Michael ORELLI	54	17.94	
Gordon BURROWES	63	18.94	

#### 1500 metres

Michael ORELLI	54	6.38
Les JARRY	70	7.24

#### Discus Throw

Gordon BURROWES	63	23.74	
Alan BARLING	66	17.76	
Les JARRY	70	15.34	P.B.
Michael ORELLI	54	13.70	
Harry PRESTON	87	9.50	P.B.

### Tuesday 19<sup>th</sup> January 1999.

#### 75 metres

Steve MITCHELL	37	10.35
Geoff LYNCH	Inv	11.62
Cathy ORELLI	36	11.88
Graeme MURFETT	57	13.38
Lorraine WOODMAN	61	13.82
Frank TUTCHENER	70	14.81
Les JARRY	70	17.13
Michael ORELLI	54	17.19
Gordon BURROWES	63	17.21
Jenny PICCI	Inv	21.64

### Tom Lynch Memorial 200 metre Handicap

	Age	Handicap
Steve MITCHELL	37	0
Cathy ORELLI	36	14
Geoff LYNCH	Inv	15
Lorraine WOODMAN	61	36
Graeme MURFETT	57	40
Stan BELCHER	56	41
Frank TUTCHENER	70	42
Michael ORELLI	54	42
Heather MURFETT	57	63
Les JARRY	70	63
Gordon BURROWES	63	65
Harry PRESTON	87	125

The event was won by Gordon Burrowes for the third year running, despite the best efforts of the Handicapper and the other competitors.

Harry Preston had it won 2 metres from the line, but broke down and was pipped at the post.

The other runners made it a blanket finish just behind them.

### Javelin Throw

Steve MITCHELL	37	29.86
Cathy ORELLI	36	16.44
Stan BELCHER	56	12.54
Frank TUTCHENER	70	12.08
Graeme MURFETT	57	10.72
Les JARRY	70	10.70
Michael ORELLI	54	9.80

### Run Around Cherry Lake

#### 2 laps - 7.8 km.

Stan BELCHER	56	35.09
Les JARRY	70	42.57

#### 1 lap - 4.2 km.

Steve MITCHELL	37	20.58
Graeme MURFETT	57	21.59
Heather MURFETT	57	24.08
Frank TUTCHENER	70	24.08

### Tuesday 26<sup>th</sup> January 1999

#### 100 Metres Handicap

		Actual	Estim.
Geoff LYNCH	Inv	14.28	
Les ROSE	Inv	14.43	
Pat ROSE	12	15.42	
Graeme MURFETT	57	17.99	16.60
Lorraine WOODMAN	61	18.36	17.38
Les JARRY	70	21.23	19.44
Michael ORELLI	54	21.30	18.10
Gordon BURROWES	63	24.50	18.35

The Handicap was won by Lorraine WOODMAN

#### 1100 Metres

Graeme MURFETT	57	4.31	P.B.
Pat ROSE	12	4.34	
Geoff LYNCH	Inv	4.51	
Michael ORELLI	54	5.01	
Les JARRY	70	5.15	P.B.

#### Javelin Throw

Les ROSE	Inv	25.74
Gordon BURROWES	63	17.30
Alan BARLING	66	16.20
Pat ROSE	12	13.26
Les JARRY	70	12.50
Jack MACGLASHAN	67	12.44

#### 4000 metres Estimated Time

Graeme MURFETT	57	19.32	22.00
Les JARRY	70	20.36	20.30
Pat ROSE	12	24.32	25.00
Lorraine WOODMAN	61	24.34	28.30
Les ROSE	Inv	36.22	30.00

## VICTORIA POLICE BLUE RIBBON FOUNDATION INC.



VICTORIA POLICE

# The Angela Taylor Memorial Run/Walk



5 km or 10 km

8.30am, Sunday 21st of March 1999

at Victoria Police Academy

View Mount Road, Glen Waverley



*"Angela Taylor is, and will remain a symbol: a symbol of all that is good in the police force. A symbol of youth, of dedication and loyalty, of efficiency and discipline. She is also a symbol of vulnerability - and a symbol of service."*

At 1.00pm on Thursday the 27th of March 1986, a car bomb exploded outside the police complex in Russell Street, Melbourne.

Apart from the massive amount of property damage, estimated at over one million dollars, the bomb left 22 people injured. Of these injured people, a young female police constable, Angela Taylor, took the full force of the explosion.

Angela sustained shocking injuries and burns to most of her body. For 24 agonising days she fought bravely for her life, but tragically on the 20th of April the 21 year old police constable, Angela Rose Taylor, died.

This young Australian woman was the epitome of rising youth. Constable Taylor was the dux of her squad when she graduated from the Academy in November 1984.

Described by her superiors as "elegant, smart, efficient and professional", she had an extremely bright future ahead of her in the career she so dearly loved.

Angela Taylor's life will not be forgotten - we want to ensure that her death was not in vain.

### REGISTRATION POINT: VICTORIA POLICE ACADEMY - ATHLETICS FIELD (MELWAY 71 E6)

Enter on the day (by 8.10am) OR

Post Entry Form with Fee to PO Box 48, Burwood 3125 before 7 March 1999.

### AWARDS

10kms - Angela Taylor/VRR Perpetual Shield and Trophies for first male, first female and first team, plus first Police member to finish, and medals for first Police team to finish.

5kms - First male and first female will receive medals, with certificates for all finishers and spot prizes available for all runners.

- VICTORIA POLICE BAND WILL BE PLAYING • SAUSAGE SIZZLE •
- FRUIT AND REFRESHMENTS PROVIDED • CHANGE ROOMS AVAILABLE •
- CAR PARKING AVAILABLE •

CONDUCTED FOR THE ANGELA TAYLOR MEMORIAL TRUST  
BY THE VICTORIAN ROAD RUNNERS UNDER THE AUSPICES  
OF THE VICTORIA POLICE BLUE RIBBON FOUNDATION



**SOUHERN PENINSULA  
JANUARY 99 RESULTS**

**WEDNESDAY 6TH.**

**100 MTRS. Heat one.**

Brendan RADFORD	23	12:38
Bryan BALDWIN	39	13:00 PB
Brendan O'BRIEN	13	13:30
Barry FRY	56	13:86
<b>Heat two.</b>		
Vasilis POLATIDIS	14	15:65
Ken TAYLOR	53	15:84
Stephan POLATIDIS	62	16:83
Meredith RADFORD	38	17:59

**THE 1200 MTR. WALK.**

Sandra MIDDLETON	50	7:49
Des MIDDLETON	52	8:19
Alan RADFORD	47	8:19 PB
John SUTTON	55	9:03
Sue SIMPSON	40	10:10
Jackie TAYLOR	52	11:10
Lorraine ARDLEY	47	11:10
Meredith RADFORD	38	11:12
Sue SUTTON	53	11:12

**THE 4 X 200 MTR. RELAY.**

<b>DENS' MEN</b>		<b>BRYANS' LIONS</b>		<b>SUZERS LOOZERS</b>	
Brendan RADFORD	23	Brendan O'BRIEN	13	Sue SIMPSON	40
Stephan POLATIDIS	62	Meredith RADFORD	38	Vasilis POLATIDIS	14
Dennis ARDLEY	51	Daniel SIMPSON	14	Graham ANGLISS	36
Ken TAYLOR	53	Bryan BALDWIN	39	Barry FRY	56
TIMES -	2:10:78		2:11:15		2:12:59

**1500 MTRS.  
(BEST PB TROPHY)**

Graham ANGLISS	36	5:06 PB.
Barry FRY	56	5:19
David APPLEBY	38	5:23
Dennis ARDLEY	51	5:59
Bernard POWNALL	52	6:02
Bob JEFFREY	65	6:16 PB.
Vin O'BRIEN	70	6:20
Brendan O'BRIEN	13	6:23
Stephan POLATIDIS	62	6:29
Alan RADFORD	47	6:29
Des MIDDLETON	52	6:30
Marie O'BRIEN	39	6:54
Ken TAYLOR	53	7:34
Jackie TAYLOR	52	7:34
Sue SIMPSON	40	7:46

**3.4KM HANDICAP**

	HCP	CLOCK	ACTUAL
Graham ANGLISS	36	8:05	20:32 12:17
Jackie TAYLOR	52	3:40	20:35 16:55
David APPLEBY	38	7:15	21:06 13:51
Marie O'BRIEN	39	5:00	21:12 16:12
Vincent O'BRIEN	70	5:55	21:19 15:24
Barry FRY	56	7:35	21:21 13:46
Lorraine ARDLEY	47	2:30	21:26 18:56
Des MIDDLETON	52	6:30	21:26 14:54
Dennis ARDLEY	51	6:40	21:33 14:53
Vasilis POLATIDIS	14	7:15	21:37 14:22
Bob JEFFREY	65	6:20	21:55 15:35
Stephan POLATIDIS	62	5:30	21:55 16:25
John SUTTON	55	5:20	22:22 17:02
Bernard POWNALL	52	6:20	22:35 16:15
Sue SIMPSON	40	4:00	22:39 18:39
Rhys BALDWIN	11	5:30	23:10 17:40
Julie BALDWIN	36	4:00	23:58 19:58
Lee POWNALL WALK	55	GO	25:16 25:16
Sandra MIDDLETON	50	GO	25:16 25:16
Kelvin BALDWIN	LITTLE	4:00	26:06 22:06
Sue SUTTON	53	GO	32:38 32:38

GRAHAMS 10 SECOND PB IN THE 1500 IS JUST ENOUGH TO BEAT BOBS 7 SECONDS FOR THE TROPHY. GRA'S GOOD FORM CONTINUES FOR A WIN IN THE 3.4KM TRACK HANDICAP AHEAD OF THE UNLUCKY JACKIE TAYLOR AND THE WELL RESTED, IN FORM, DAVE APPLEBY.

**SUNDAY 10TH. RYE DAY**

**THE 120 MTR SOUTHERN GIFT**

	AGE	HCP	TIME
Ian ORR	47	25	15:35
Meredith RADFORD	38	25	15:62
Barry FRY	56	5	---
Russ CHRISTIE	41	11	---
Bryan BALDWIN	39	0	---
Bernard POWNALL	52	18	---
Vicky RADFORD	12	20	---
Ken TAYLOR	53	21	---
Renata STEJSKAL	19	17	---

IAN ORR JUST PIPS MEREDITH ON THE LINE AHEAD OF A BLANKET FINISH THAT WAS A BIT TO SCARY FOR THE CLOCKER.

**THE 4KM. TRACK HANDICAP.**

	HCP	CLOCK	ACTUAL
Bob JEFFREY	65	3:00	21:46 18:16 PB
Barry FRY	56	6:00	21:43 15:43 PB
Graham ANGLISS	36	6:45	21:47 15:02
Des MIDDLETON	52	4:20	21:57 17:37
Jackie TAYLOR	52	0:30	22:07 21:37
Russ CHRISTIE	41	4:00	22:12 18:12
Ian ORR	47	5:40	22:15 16:35
Ken TAYLOR	53	1:20	22:33 21:13
Bill CARR	49	4:10	22:37 18:27
Bernard POWNALL	52	2:45	23:11 20:26
John SUTTON	55	2:40	23:14 20:34
Sandra MIDDLETON	50	-4:0	24:53 28:53 PB

BEST TIMES FOR BOB & BARRY IN THE 4KM TRACK AND A BIG WIN FOR MEREDITH IN THE 1600 MTR.WALK EVENT. SANDRA WALKS A BEST TIME IN THE 4KM BUT THE HANDICAPPER FIXED HER UP BEFORE THE START.... EH?

**WEDNESDAY 13TH.**

**70 MTRS.**

Bryan BALDWIN	39	9:60
John SIMPSON	46	9:99
Barry FRY	56	10:66
Ken TAYLOR	53	11:51

BEST TIMES FOR KEN & DENNIS IN THE GRUELLING 100 MTR EVENT. DENNIS GOES ON TO MORE GLORY IN THE 800 & THE 4KM TRACK RUN FOR A HAT TRICK OF PBs..

**400 MTR. HANDICAP.**

	AGE	HCP	TIME
Bernard POWNALL	52	55	59:61
Ken TAYLOR	53	68	61:24
Bryan BALDWIN	39	0	62:10
Brendan RADFORD	23	0	62:34
Barry FRY	56	0	62:60
Meredith RADFORD	38	75	62:89
Lee POWNALL	55	125	63:42
Russ CHRISTIE	41	36	63:78
Ian ORR	47	50	64:85
Bob JEFFREY	65	65	70:04
Des MIDDLETON	52	45	73:39

IN THE 400 MTRS. BERNARD GOES VERY HARD FROM THE START. AND IS TOO GOOD. BERNARD BEATS BEN,BRYAN,BREN & BARRY. (WHO'S BEN ??) SORRY, SHOULD BE KEN.

**THE 1600 MTR. WALK, HANDICAP.**

	AGE	HCP	CLOCK	ACT
Meredith RADFORD	38	GO	13:13	13:13 PB
John SUTTON	55	1:00	13:32	12:32
Sandra MIDDLETON	50	3:40	13:42	10:02
Lee POWNALL	55	3:05	13:45	10:40
Heather McDONALD	49	5:30	14:20	8:50
Des MIDDLETON	52	4:00	15:13	11:13
Jackie TAYLOR	52	3:00	15:18	12:18

WEDNESDAY 13TH.. CONTINUED.....

800 MTRS.

Bryan BALDWIN	39	2:25
Barry FRY	56	2:26
Bernard POWNALL	52	2:50
Bill CARR	49	2:53
Dennis ARDLEY	51	3:00 PB
Ken TAYLOR	53	3:28
Jackie TAYLOR	52	3:43

1200 MTR.WALK.

Heather McDOANLD	49	6:25
Lee POWNALL	55	7:46
Kevin McGRATH	68	8:42
Jackie TAYLOR	52	9:38
Lorraine ARDLEY	47	9:40 PB

THE 4KM ( RON BILSTON TROPHY) HCP. RUN.

AGE	HCP	CLOCK	ACTUAL
Bryan BALDWIN	39	7:00	24:32 17:32 PE
Dennis ARDLEY	51	8:10	24:38 16:28 PE
Bob JEFFREY	65	7:00	24:51 17:51 PE
Bill CARR	49	7:40	25:08 17:28
Jackie TAYLOR	52	4:30	25:19 20:49
Ken TAYLOR	53	5:10	25:56 20:46
Barry FRY	56	10:00	25:57 15:57
Bernard POWNALL	52	6:45	26:17 19:32
Heather McDONALD	49	6:00	26:39 20:39
Lee POWNALL	55	GO	27:38 27:38

BRYAN WINS THE CHOICE OF WINE GENEROUSLY DONATED BY OUR OLD MATE RON BILSTON.

BRYAN CHOSE THE RED. THE WHITE & THE COKE WILL CARRY OVER TO ANOTHER DAY.. THANKS RON.

A 30 SECOND PB FOR BRYAN, 31 SECONDS FOR BOB & 20 SECONDS FOR DENNIS IN THE 4K. WHERE DID THAT COME FROM DEN ?? LORRAINE SLICES 7 SECOND FROM HER WALK TIME

SUNDAY 17TH.

THE GREENS BUSH, RUN - RIDE - RUN HANDICAP EVENT  
5KM - 10KM - 2KM.

	AGE	GROUP	START	CLOCK	HCP	FINAL	ACTUAL	
Des MIDDLETON	52		14:30	73:08	0:00	73:08	58:38	PB - TROPHY
Russ CHRISTIE	41		14:30	72:03	3:10	75:13	57:33	PB - 2ND
Bernard POWNALL	52		7:00	70:44	4:30	75:14	63:44	PB - 3RD
Ken TAYLOR	53		7:00	72:22	3:30	75:52	65:22	PB - 4TH
Barry FRY	56		25:00	75:15	1:00	76:15	50:15	PB - 5TH
Dave APPLEBY	38		GO	53:59	23:00	76:59	53:59	PB - 6TH
Sandra MIDDLETON	50		14:30	71:58	5:00	76:58	57:28	** - 7TH
Jackie TAYLOR	52		7:00	77:12	0:20	77:32	70:12	PB - 8TH
Dennis ARDLEY	51		25:00	75:37	2:00	77:37	50:37	PB - 9TH
Lorraine ARDLEY	47		GO	77:53	0:00	77:53	77:53	- 10TH
Rob TAYLOR	29		25:00	73:34	5:00	78:34	48:34	PB - 11TH
Jeff JESSUP	46		20:00	78:36	0:00	78:36	58:36	- 12TH
Heather McDONALD	49		14:30	77:45	1:00	78:45	63:15	- 13TH
Ian ORR	47		25:00	79:24	0:00	79:24	54:24	PB - 14TH
Lee POWNALL	55		GO	79:46	0:00	79:46	79:46	- 15TH
Robert HARRISON	48		14:30	72:21	7:30	79:51	57:51	** - 16TH
Fiona			14:30	74:48	5:30	80:18	60:18	** - 17TH
Garry STIRTON	47		25:00	79:53	1:30	81:23	54:53	- 18TH
Bryan BALDWIN	39		20:00	77:45	6:00	83:45	57:45	- 19TH
Ron BILSTON	55		14:30	78:55	5:30	84:25	64:25	* * - 20TH
Bill CARR	49		20:00	83:52	1:00	84:52	63:52	- 21ST
Meredith RADFORD	38		GO	86:20	0:00	86:20	86:20	- 22ND
Stephan POLATIDIS	61		7:00	85:39	2:00	87:39	78:39	- 23RD
Sally TAYLOR	26		GO	88:11	4:00	92:11	88:11	NEXT

\*\* INDICATES A 2KM RUN/WALK PRIOR TO THE RIDE.

SUNDAY 17TH. CONTINUED...

MANY, MANY BEST TIMES WERE RECORDED IN THIS MORNINGS TOUGH EVENT. THE DECEPTIVE APPEARANCE OF DES MIDDLETON DISGUISED HIS EXCELLENT FORM AND HIS PB EARNER HIM THE MORNINGS TROPHY. THE UNKNOWN FORM OF SOME STARTERS EARNED THEM A SEVERE HANDICAP, BUT, WHO CARES ? TOP WORK FROM SALLY AND LEE, RECENTLY BACK INTO FULL SWING AND GOOD TO SEE ROB HARRISON RETURNING TO SOME FORM. STEPHAN HAD HIS FIRST BIKE RIDE SINCE HE WAS A TODDLER THEN THREW HIS BIKE INTO THE CREEK, ( WELL HE WANTED TO ANYWAY). DAVE WENT WITH THE FIRST GROUP COS HE HAD TO BE HOME FOR LUNCH OR HE'S NOT ALLOWED TO PLAY NEAR THE CREEK, OR SOMETHING TO DO WITH THUMBS AND NOT BEING ABOVE ONE. WHO KNOWS?

WEDNESDAY 20TH.

70 MTRS.

Bryan BALDWIN	39	9:44	PB
John SIMPSON	46	9:74	
Graham ANGLISS	36	10:10	
Russ CHRISTIE	41	10:45	
Daniel SIMPSON	14	10:74	PB
Ken TAYLOR	53	11:38	

200 MTRS.

Bryan BALDWIN	39	28:67	
Graham ANGLISS	36	28:96	
John SIMPSON	46	30:60	
Russ CHRISTIE	41	30:60	
Daniel SIMPSON	14	33:44	PB
Ken TAYLOR	53	34:82	

1500 MTR. WALK

Jackie TAYLOR	52	12:54
Sue SIMPSON	40	12:54
Julie MARSHALL	39	13:45
John SIMPSON	46	D.N.F

BRYAN HAS A NICE TIME JUST PIPPING GRAHAM & JOHN IN THE SHORT STUFF BUT RUSS IS THE EVENING TROPHY WINNER WITH HIS ESTIMATION IN THE 5KM TRACK RUN.

WITH A PB TO BOOT!

THE GIRLS PACE THEMSELVES BUT MISS OUT BY 1 SECOND. BRYAN WAS DUE FOR A LOSS SO HE DIDN'T RUN IN IT..SO THERE! AND DAVIDS WHEELS APPARENTLY DROPPED OFF.

WEDNESDAY 27TH.

LIGHTNING BOLTS TO THE SOUTH, LIGHTNING BOLTS TO THE EAST, BUT LIKE TRUE VETERANS WE WERE SILLY ENOUGH TO CARRY ON WITH THE DIP & RUN EVENT AT McCRAE. THE WIND & WAVES WERE STRONG INTO YOUR FACE IN WHAT WAS THE TOUGHEST 200 MTR. SWIM WE HAVE PROBABLY EVER ENDURED. TIMES WERE HELPED LITTLE WITH PLENTY OF FIRM SAND AND THE TAIL WIND ON THE BEACH RUN SECTION. BEST TIMES WERE RECORDED BY BERNARD -1:15, DENNIS -1:09, JEFF -0:19 & ...

800 MTRS.

Bryan BALDWIN	39	2:35	
Graham ANGLISS	36	2:35	
Dave APPLEBY	38	2:51	
Russ CHRISTIE	41	3:09	
Daniel SIMPSON	14	3:30	
Jessica SIMPSON	8	3:38	PB
Jackie TAYLOR	52	3:39	

THE 5KM TRACK EST.TIME EVENT.

	AGE	ESTIMATE	ACT.	RESULT
Russ CHRISTIE	41	23:20	23:01	PB -0:19
Jackie TAYLOR	52	30:45	30:25	-0:20
Sue SIMPSON	40	30:45	30:25	-0:20
Graham ANGLISS	36	18:00	19:00	+1:00
Bob JEFFREY	65	22:00	23:10	+1:10
David APPLEBY	38	18:00	21:29	+3:29

WEDNESDAY 27TH. CONTINUED.....

**THE DIP & RUN EVENT.**  
(200 MTR. SWIM & 5KM CROSS COUNTRY RUN)

Graham ANGLISS	36	24:35	Bernard POWNALL	52	30:54	P
David APLEBY	38	25:36	Alan RADFORD	47	31:22	
Barry FRY	56	26:41	Heather McDONALD	49	31:47	
Bryan BALDWIN	39	27:05	Ken TAYLOR	53	32:20	
Dennis ARDLEY	51	27:17	PB Lee POWNALL	55	40:17	
Russ CHRISTIE	41	29:43	PB Jackie TAYLOR	52	40:56	
Jeff JESSUP	46	30:27	PB			
(NO SWIM & 5KM RUN)			(200 SWIM & 2.5KM RUN)			
Stephan POLATIDIS	61	24:10	?? Julie MARSHALL	39	24:10	
Bill CARR	49	??:??	Rob HARRISON	48	28:07	
			(NO SWIM & NO RUN)			
			Sue SIMPSON	40		

TOP PERFORMERS WHO MISSED OUT ON BEST TIMES WERE GRAHAM +0:05, AND BRYAN +0:04. BARRY WAS GOING REAL WELL IN THIRD SPOT WHEN HE HAD TO STOP TO PICK UP AN OLD (?) LADY AND ASSIST HER TO THE WATERS EDGE TO RECOVER, AFTER SHE WAS APPARENTLY KNOCKED OVER BY 2 LARRIKINS. GOOD ON YA BARRY. GRAHAM & DAVE SOMEHOW DIDN'T RECALL SEEING HER LAYING THERE. PERHAPS SHE WAS STILL STANDING WHEN THEY PASSED. WE ENJOYED THE HOSPITALITY OF BARRY & JOY AFTER THE EVENT. WE DIDN'T TELL JOY THAT BARRY WAS PICKING UP OLD LADIES ON THE BEACH, SHE THINKS HE STILL FANCIES THE YOUNG ONES.

**1999 FUTURE**

PENTATHLON	Sun. MARCH 7	CAULFIELD	12.30	
SUMMER WT. PENTATHLON	Sun. MARCH 14	CAULFIELD	10.00	
VVAC TRACK & FIELD	Sat. MARCH 20	CAULFIELD	10.00 (HWT)	
	Sun. MARCH 21		12.00 (T&F)	
			10.30 (HWT)	
			12.00 (T&F)	
AAVAC TRACK & FIELD	APRIL 2-5	CANBERRA		
HALF MARATHON	Sun. MAY 2	FOOTSCRAY	10.00	
ROAD WALKS	Sun. MAY 16	ALBERT PARK	20K Men	9.00
			10K Women	11.0
10K C.C.	Sun. JUNE 6	COLLINGWOOD	10.00	
ROAD WALKS	Sat. JUNE 26	ALBERT PARK	10K Men	2.15
			5K Women	3.00
PRE-GATESHEAD TRACK & FIELD	Sun. JUNE 27	KNOX		
WINTER WT. PENTATHLON	Sun. JULY 4	CAULFIELD	12.00	
10K ROAD	Sun. JULY 11	BRAESIDE PARK	9.30	
WAVA TRACK & FIELD	Sat. JULY 31-	GATESHEAD, U.K.		
	Sun. AUGUST 8			
10 MILES ROAD	Sun. AUGUST 15	PRINCES PARK	10.00	
25K ROAD	Sun. SEPT. 12	FOOTSCRAY	9.30	
MARATHON	OCT.			
10K TRACK	Sat. NOV. 27	KNOX	6.30	

22 December, 1998

Dot Browne  
4 Victory St  
Mitcham 3134

**News From Doncaster Venue.**

Dear Dol,

We at the Doncaster venue thought we would drop you a little note to discuss the direction of the venue and our plans for increasing attendances, asking for your support in assisting such growth.

Firstly, we believe we have been tagged the "SPRINTERS" venue! We are not the "SPRINTERS VENUE" and are in need of "Vets" who would like to run on a Wednesday night on what we believe is the best surface and venue facilities for distance athletics in the Association.

Clearly we support the SPRINTERS but we would like all venues to understand that we see DISTANCE and FIELD EVENTS as where the numbers are, forming the lifeblood of the Association.

In an effort to promote the venue, we would like to invite runners to two SPECIAL EVENTS that we have planned. Firstly on the FIRST Wednesday in MARCH, we will be having a 3km HANDICAP. The venue has attracted SPONSORSHIP from FINANCIAL PLANNERS Gary Honey (Ex Olympian) and Murray Browne (Collingwood and Victorian AFL Footballer) of the MONEYPLANNERS, who will be in attendance to award a prize to the winner and person closest to their estimated time.

Our second event is on the FIRST Wednesday in APRIL, which will be a JOINT WALKERS/RUNNERS TIME TRIAL on the same terms as our 3km event with the prize for the NOMINATED TIME and the HANDICAP WINNER of the 2 MILE DISTANCE winning a prize.

Apart from our SPECIAL EVENTS, the venue like most others has at least two DISTANCE, one FIELD and two SPRINT EVENTS each night and we are currently seeing between 15 - 20 attendees each Wednesday from 7:15pm. We hope that by the end of 1999 our numbers are up around those of EAST BURWOOD, CAULFIELD, COLLINGWOOD, MENTONE and GEELONG and we can provide the Association with increasing numbers of new members coming into the new century.

Our goal in 1999 is to move from our 3<sup>rd</sup> place in the venue championship in 1998 to the TOP. We look forward to your continued assistance, appreciating that some of the new faces our venue has gained has been as a result of your referrals.

Yours faithfully



GARRY CROLE  
Joint Venue Manager Doncaster Venue

**IF YOU ARE NOT  
DOING ANYTHING  
ON A WEDNESDAY  
SUPPORT  
DONCASTER**

## RESULTS FROM COLLINGWOOD VENUE

10.11.98

## 20 MINUTE TIME TRIAL - ESTIMATED DISTANCE COVERED

		Estimated	Actual Time	Difference
		8 laps	7laps 396 metres	
VAL MCLEOD	51			
CLYDE RIDDOCH Walk	45	10laps 80 m	10 " 96 "	+16 "
IAN MORGAN	53	10 " 200 "	10 " 236 "	+30 "
JOHN NOONAN	55	10 " "	9 " 370 "	-30 "
ROB WILSON	53	10 " "	9 " 370 "	-30 "
PAUL BAN	43	13 " 5 "	13 " 4 "	+35 "
MIKE BOYLEN	58	12 " "	12 " 55 "	+55 "
RAY HERBERT	59	11 " 100 "	11 " 10 "	-90 "
JORGE TORRICO	51	12 " 200 "	12 " 100 "	-100 "
KEITH LODGE	67	12 " 200 "	12 " 70 "	-130 "
CHRISTINE GRIFFITHS W	49	6 " 160 "	6 " 310 "	+150 "
KEN SENIOR	52	13 " 120 "	13 " 285 "	+165 "
IAN MCLEOD	53	10 " 290 "	11 " 70 "	+180 "
GARY BELL	44	10 " "	10 " 290 "	+290 "
TED PAULIN	60	14 " "	13 " 68 "	-332 "
RON YOUNG	67	10 " "	10 " 340 "	+430 "
STEVE GALAPL	37	7 " 200 "	8 " 260 "	+460 "
MARIO MUSCAT	44	10 " "	8 " 340 "	-460 "
MURRAY DICKINSON Walk	60	10 " 200 "	9 " 290 "	-310 "
ROD BAYLEY	52	12 " "	12 " 500 "	+500 "
SHEILA MEYER	42	8 " "	9 " 290 "	+69 "
IAN GAINEY	46	22 " "	No distance	-
MIKE MCVEIGH	Inv	12 " 360 "	No distance	-

## 30 MINUTE TIME TRIAL - ESTIMATED DISTANCE COVERED

		14 laps	14laps 10 metres	
BRUCE GIBBS	49	14 laps	14laps 10 metres	+10 m
DENIS HOLDEN	45	16 " "	15 " 370 "	-30 "
JOHN MITCHELL	57	15 " "	14 " 230 "	-170 "
JOHN PEACOCK	62	14 " "	13 " 200 "	-200 "
BARRY BOYD	54	19 " 200 m	20 " 30 "	+230 "
WESTLY WINDSOR	54	18 " "	18 " 230 "	+230 "
JOHN POCOCK	54	17 " 200 "	18 " 220 "	420 "
LIZ MITCHELL	55	12 " 200 "	13 " 350 "	550 "

## 120 METRES

PATRICK KELLY	18	15.93		
TINO FULGENZI	50	16.33		
CLYDE RIDDOCH	45	17.09		
MARIO MUSCAT	44	18.32		
LIZ MITCHELL	55	20.47		
EMMA FULGENZI	Inv.	20.83		
KEITH MOODY	54	21.15		
CHRISTINE GRIFFITHS	49	22.57		

## ONE MILE

IAN GAINEY	46	4.50.00		
KEN DUXBURY	44	5.15.95		
BARRY BOYD	54	5.27.96		
KEN SENIOR	52	5.30.80		
MIKE BOYLEN	58	5.45.67		
JORGE TORRICO	51	5.47.72		
JOHN POCOCK	55	6.26.39		
ALLAN FRYDAY	51	6.59.80		
KEITH MOODY	54	6.59.80		
MURRAY DICKINSON W	60	7.44.59		

## 150 METRES

BRUCE GIBBS	49	19.50		
CLYDE RIDDOCH	45	21.03		
KEITH MOODY	54	25.77		
CHRISTINE GRIFFITHS	49	27.85		

## RESULTS FROM COLLINGWOOD VENUE

17.11.98

## 1500 M HANDICAP

MARIO MUSCAT	44	7.07.35	.20	6.47.35
IAN MORGAN	53	7.13.65	1.00	6.13.65
JORGE TORRICO	51	7.30.22	2.00	5.30.22
IAN GAINEY W/C	46	7.31.40	3.00	4.31.40
CLYDE RIDDOCH Walk	45	7.34.10	.40	6.54.10
BRUCE GIBBS	49	7.42.42	1.30	6.12.42
PAUL BAN	43	7.44.15	2.40	5.04.15
KEN DUXBURY	44	7.48.50	2.50	4.58.50
KEN SENIOR	52	7.52.63	2.45	5.07.63
MIKE BOYLEN	58	7.55.32	2.35	5.20.32
CHRISTINE GRIFFITHS	49	8.23.75	-	8.23.75
KEITH MOODY	54	9.08.29	2.30	6.38.29

## 300 METRES

KEITH HOWDEN	53	44.08		
KEITH MOODY	54	44.31		
CLYDE RIDDOCH	45	49.34		
TINO FULGENZI	50	50.81		

## 4000 METRES

KEN SENIOR	52	14.22		
TED PAULIN	60	14.55		
PAUL BAN	43	15.11		
JORGE TORRICO	51	15.49		
MIKE BOYLEN	58	15.56		
ROD BAYLEY	52	16.13		
ROB WILSON	53	16.42		
DENNY MARTIN	50	17.12		
GARRY BELL	44	17.18		
IAN MCLEOD	53	17.31		
LEN HALLETT	49	18.06		
IAN MORGAN	53	18.06		
RAY HERBERT	59	18.20		
BILL RYAN	57	18.38		
PRUCE GIBBS	49	19.23		
JOHN NOONAN	55	20.48		
JOHN PEACOCK	62	20.57		

## 3 KM

KEITH HOWDEN	53	25.69		
PATRICK KELLY	18	27.28		
KEITH MOODY	54	28.00		
CLYDE RIDDOCH	45	29.70		
JORGE TORRICO	51	32.00		
BILL RYAN	57	33.00		
DON WARDEN	74	38.35		
C. GRIFFITHS	49	40.37		

## 3 KM

KEN DUXBURY	44	10.24		
KEN SENIOR	52	10.29		
PAUL BAN	43	11.10		
GEORGE RENNIE	57	11.54		
KEITH MOODY	54	12.19		
IAN MCLEOD	53	12.33		
LEN HALLETT	49	12.51		
RON YOUNG	67	12.57		
GARY BELL	44	12.59		
ANDREW HALLETT	19	13.04		
JOHN MITCHELL	57	13.25		
PATRICK KELLY	18	13.37		
BRUCE GIBBS	49	13.58		
BILL RYAN	57	14.06		
CLYDE RIDDOCH W	45	14.11		
LEO JONES	57	14.20		
SHEILA MEYER	42	14.36		
MURRAY DICKINSON	60 W	14.42		
JOHN NOONAN	55	15.26		
SHIRLEY YOUNG	68	15.29		
LIZ MITCHELL	55	16.45		
CHRISTINE GRIFFITHS	49 W	23.26		

## 6000 METRES

IAN GAINEY W/C	46	20.34		
GRAEME PAUL	44	23.49		
DENIS HOLDEN	46	26.36		
JOHN MITCHELL	57	29.28		

## 24.11.98

KEITH HOWDEN	53	12.67		
CLYDE RIDDOCH	45	13.72		
BILL RYAN	57	14.27		
LIZ MITCHELL	55	15.37		
DON WARDEN	74	16.12		

## 800 METRES

KEITH MOODY	54	2.19.12		
Patrick KELLY	18	2.20.98		
PAUL BAN	43	2.25.37		
KEN SENIOR	52	2.34.75		
BRUCE GIBBS	49	2.43.97		
GARY BELL	44	3.03.88		
JOHN MITCHELL	57	3.13.26		
CHRISTINE GRIFFITHS	49	3.52.05		

## 90 METRES

MIKE LETCH W/C	50	15.09		
IAN GAINEY W/C	46	15.11		
JOHN POCOCK	55	19.27		
GRAEME PAUL	44	19.53		
JORGE TORRICO	51	20.04		
KEITH LODGE	67	20.23		
MAL BROWN	57	21.07		
DENNY MARTIN	50	22.03		
RAY HERBERT	59	22.53		
JOHN PEACOCK	62	24.43		

## 1.12.98

1.12.98				
120 METRES				
KEITH HOWDEN	53	15.40		
TINO FULGENZI	50	16.45		
BILL RYAN	57	19.00		
DON WARDEN	74	20.00		
ALLISON DROSDOWSKY				



## RESULTS FROM COLLINGWOOD VENUE

1.12.98

1000 METRES

IAN GAINEY	W/C	46	2.54.00
KEITH MOODY		54	3.04.86
KEN DUXBURY		45	3.16.95
MIKE BOYLEN		58	3.17.43
KEN SENIOR		52	3.19.05
BARRY BOYD		54	3.29.36
WASYL DROSDOWSKY		47	3.35.80
IAN MCLEOD		50	3.35.95
BRUCE GIBBS		49	3.35.97
ALAN FRYDAY		51	3.53.00
GARY BELL		44	3.53.42
APRIL KELLY	Inv		4.37.60
BRYAN KELLY		51	4.40.29

400 METRES HANDICAP

PATRICK KELLY	Inv.		1.22.66
KEITH HOWDEN		53	1.24.16
JORGE TORRICO		51	1.24.74
CLYDE RIDDOCH		45	1.26.01
TINO FULGENZI		50	1.28.69
MIKE BOYLEN		58	1.30.27
APRIL KELLY	Inv.		1.34.99
DON WARDEN		74	1.41.12
BRYAN KELLY		51	1.41.51
KEITH MOODY		54	1.42.59

2000 METRES

PATRICK KELLY		18	7.24
LONG JUMP			
PATRICK KELLY	Inv		5.12m
TINO FULGENZI		50	4.75m
KEITH HOWDEN		53	4.44m
JORGE TORRICO		51	4.00m

4000 METRES

KEN SENIOR		52	14.55
PAUL BAN		43	16.02
ROD BAYLEY		52	16.23
JORGE TORRICO		51	16.39
IAN MCLEOD		53	17.05
DENNY MARTIN		50	17.26
RAY HARBERT		59	17.40
MAL BROWN		57	17.50
DENNIS HOLDEN		46	17.58
GARRY BELL		44	18.47
BILL RYAN		57	19.02
BRUCE GIBBS		49	19.08
RON YOUNG		67	19.35
TINO FULGENZI		50	19.50
JOHN PEACOCK		62	19.54
CLYDE RIDDOCH	W	45	21.18
JOHN NOONAN		55	22.06
SHIRLEY YOUNG		67	22.06
DENISE HARDMAN		48	22.06
ROB WILSON		53	23.17
LEO JONES		57	23.17
APRIL KELLY		24	24.56
BRYAN KELLY		51	25.00
<u>5000 METRES</u>			
IAN GAINEY	W/C	46	25.38
BARRY BOYD		54	31.04
JOHN POCOCK		55	32.52
BILL HARRISON		56	34.04

8.12.98

70 METRES

PATRICK KELLY	18	9.46
TINO FULGENZI	50	9.74
MELANIE TOZER	Jnr	10.58
ALLISON DROSDOWSKY		13.04
BRYAN KELLY	51	15.11
APRIL KELLY	23	15.30
JOCELYN	Inv	16.13

22 secs 1.00.66

25 secs 59.16

16 secs 68.74

18 secs 68.01

14 secs 74.09

20 secs 70.27

7 secs 87.99

5 secs 96.12

8 secs 93.81

23 secs 79.59

600 METRES

GERARD ADRIAN	38	1.35	
KEITH MOODY	54	1.39	
PAUL BAN	43	1.43	
IAN GAINEY	W/C	46	1.46
TINO FULGENZI	50	2.00	
IAN MCLEOD	53	2.00	
JOHN MITCHELL	57	2.06	
JOHN POCOCK	55	2.22	
BRYAN KELLY	51	2.37	
APRIL KELLY	23	2.44	
C. GRIFFITHS	49	2.46	
JOCELYN	Inv	4.09	

5000 METRES (BOULEVARD)

PAUL BAN	43	18.10
KEITH MOODY	54	19.04
IAN MCLEOD	53	20.30
JOHN PEACOCK	62	22.16
TINO FULGENZI	50	24.27
DENISE HARDMAN	48	24.27
JOHN NOONAN	55	25.50
ROB WILSON	53	25.50
LORRAINE ARDLEY	47	26.21
PETER BLACK	53	28.46
C. GRIFFITHS	49	29.13
CAROL RYAN	54	33.41
LES CATIONS	41	35.55
<u>10K BOULEVARD</u>		
BARRY BOYD	54	38.44
KEN SENIOR	52	40.04
JOHN POCOCK	55	41.45
GRAEME PAUL	44	42.09
ROD BAYLEY	52	42.52
KEITH LODGE	67	43.21
BILL HARRISON	56	43.50
MAL BROWN	57	44.27

## RESULTS FROM COLLINGWOOD VENUE

- Continued

10 K BOULEVARD

DENNIS ARDLEY	51	45.20	
GARRY BELL	44	46.18	
RON YOUNG	67	46.52	
LEN HALLETT	49	47.36	
BRYAN KELLY	51	48.08	
NIKOLIC VOJORNIC	Inv	48.18	
ALLAN FRYDAY	51	48.22	
WASYL DROSDOWSKY	47	48.35	
RAY HARBERT	59	48.42	
JOHN MITCHELL	57	49.11	
SHEILA MEYER	42	54.07	
BRUCE GIBBS	50	54.32	
BILL RYAN	57	56.41	
CLYDE RIDDOCH	W	45	56.42
MURRAY DICKINSON	W	60	56.49
SHIRLEY YOUNG	68	56.54	
LIZ MITCHELL	55	61.31	
GLENYSE BRAIN	53	64.48	

15.12.98

100 M - 1st Heat

NATHAN SMITH	Inv.	12.42	
KEITH HOWDEN		53	13.14
PATRICK KELLY	Inv.	13.90	
KEITH MOODY	54	13.92	
TINO FULGENZI	50	13.95	
<u>Heat 2</u>			
LIZ MITCHELL	55	17.44	
DON WARDEN	74	17.68	
JOCELYN BROOKES	Inv.	32.75	

1600 METRES

IAN GAINEY	W/C	46	4.49.18
KEN DUXBURY		45	5.08.00
DIDIER MARTIN		47	5.10.33
KEN SENIOR		52	5.29.64
KRIS NILSEN		16	5.31.90
BARRY BOYD		54	5.35.78
LAWRENCE GUTLMAN		16	5.48.20
TONY GUTTMAN		53	6.11.24
GABRIEL WILSON OTTO		15	6.22.94
ALAN FRYDAY		51	6.40.34
JOHN MITCHELL		57	6.46.50
GARY BELL		44	6.54.00

300 METRES

NATHAN SMITH	16	39.00
KEITH HOWDEN	53	40.71
KEITH MOODY	54	43.68
KRIS WILSON	16	46.87
CLYDE RIDDOCH	45	47.64
TINO FULGENZI	50	51.56
<u>Heat 2</u>		
PATRICK KELLY	18	43.08
BRUCE GIBBS	50	45.32
LAWRENCE GUTTMAN	16	46.25
TONY GUTTMAN	53	53.38
DENISE HARDMAN	48	58.22
JOCELYN BROOKES	Inv	106.21

3000 METRES

KEN SENIOR	52	10.41
WESTLY WINDSOR	54	11.20
KEITH MOODY	54	12.34

3000 METRES - Continued

LEN HALLETT	49	13.04	
GARRY BELL	44	13.14	
BERNARD HOURIGAN	Inv	14.14	
BILL RYAN	57	14.18	
BRUCE GIBBS	50	14.28	
SHEILA MEYER	42	14.34	
IAN MCLEOD	53	14.41	
DENISE HARDMAN	48	14.55	
JOHN NOONAN	55	16.18	
ROB WILSON	53	16.18	
PETER BLACK	53	16.23	
JULIE RUSSELL	50	16.23	
HELEN BROWN	57	17.26	
LIZ MITCHELL	55	17.45	
LES CATIONS	41	19.43	
CAROL RYAN	W	54	22.07
C. GRIFFITHS	W	25.40	

5000 METRES

IAN GAINEY	W/C	46	16.44
BARRY BOYD		54	18.37
GRAEME PAUL		44	19.42
JOHN POCOCK		55	19.56
KEITH LODGE		67	20.17
ROD BAYLEY		52	22.22
MAL BROWN		57	20.58
VOJO NIKOLICH		54	22.02
RAY HARBERT		59	22.13
DENNIS HOLDEN		46	22.48
JOHN PEACOCK		62	23.42
JOHN MITCHELL		57	24.27
TINO FULGENZI		50	24.39
CLYDE RIDDOCH	W	45	25.05

LONG JUMP

NATHAN SMITH	Inv.	6.14
TINO FULGENZI	50	4.92
PATRICK KELLY	Inv.	4.77
SARAH MCNAMARA	Inv.	4.31
LIZ MITCHELL	55	2.90
C. GRIFFITHS	49	2.84

22.12.98

120 METRES - CHILDREN'S H'CAP

RICHARD HEYWOOD	12	19.00	Scr
EMMA FULGENZI	9	19.90	7m
GREG HOLDEN	10	N	5m
CASEY MUSCAT	9	O	6m
WILLIAM HOLDEN	6	T	10m
PHILLIPE PERRY	9	I	8m
DAYNE HALLIDAY	5	M	12m
WILLIAM FULGENZI	6	E	10m
JACK CROOKS & MOTHER	5		12m

## RESULTS FROM COLLINGWOOD VENUE

22.12.98

## 120 M HANDICAP

JOCELYN BROOKES	54	14.05	50m
ALISON DROSDOWSKY	14	14.63	35m
KEITH HOWDEN	53	15.00	Scr.
CLYDE RIDDOCH	45	15.30	15m
TINO FULGENZI	50	15.53	8m
LIZ MITCHELL	55	15.90	28m

## Heat 2

GERARD ADRIAN	38	15.28	2m
WASYL DROSKY	47	15.60	11m
DON WARDEN	74	15.90	30m
DENISE HARDMAN	48	16.10	26m
CAROL RYAN	54	16.56	40m
ALAN FRYDAY	51	19.10	22m

## Heat 3

PETER BLACK	53	14.70	27m
BILL RYAN	57	14.95	24m
PATRICK KELLY	18	15.29	2m
MATTHEW DROSDOWSKY	16	15.58	11m
IAN MCLEOD	50	15.58	4m
BERNARD HOURIGAN	17	16.03	9m
GLENYSE BRAIN	53	17.07	45m

## Heat 4

JANICE CROOKES	39	13.48	50m
LES CATIONS	41	14.82	35m
BRIAN KELLY	51	15.10	32m
PAUL BAN	43	15.35	10m
BOB GRACE	54	15.64	7m
DENIS HOLDEN	46	16.27	20m
HEATHER JOHNSTONE	54	19.32	41m

## 400 M RELAY (TEAMS OF 3) CLOSEST TO 90 SECS

## Team 7

PAUL BAN, LES CATIONS, CAROL RYAN	89.85	Winner 15 sec out and la team in
--------------------------------------	-------	-------------------------------------

## Team 2

LEN HALLETT, VAL MCLEOD KEITH LODGE	NO TIME UNDER
----------------------------------------	---------------

## Team 11

TINO FULGENZI, WILLIAN FULGENZI, LEO ADRIAN	NO TIME UNDER
------------------------------------------------	---------------

## Team 10

PATRICK KELLY, GREGORY HOLDEN, ROD BAYLEY	NO TIME UNDER
----------------------------------------------	---------------

## Team 4

KEN SENIOR, SHEILA MEYER, DAVID POCOCK	NO TIME UNDER
-------------------------------------------	---------------

## Team 6

IAN MCLEOD, GLENYSE BRAIN, WESTLY WINDSOR	NO TIME UNDER
----------------------------------------------	---------------

## Team 12

EMMA FULGENZI, CASEY MUSCAT, PHILLIP PERRY	NO TIME UNDER
-----------------------------------------------	---------------

## Team 6

DON WARDEN, STEPHEN MCLEOD, BRYAN KELLY	NO TIME UNDER
--------------------------------------------	---------------

## Team 9

BILL RYAN, JOCELYN BROOKES, WASYL DROSDOWSKY	NO TIME UNDER
-------------------------------------------------	---------------

## Team 5

CLYDE RIDDOCH, DENISE HARDMAN, JULIE RUSSELL	NO TIME UNDER
-------------------------------------------------	---------------

## RESULTS FROM COLLINGWOOD VENUE

## 400 M RELAY - Continued

## Team 8

BERNARD HOURIGAN, IAN GAINY, PETER JOHNSTONE	NO TIME UNDER
-------------------------------------------------	---------------

## Team 1

KEITH HOWDEN, JOHN POCOCK, HEATHER JOHNSTONE	NO TIME UNDER FASTEST TEAM
-------------------------------------------------	----------------------------

## 120 HANDICAP - WOMENS FINAL

ALISON DROSKY	14	14.15	35m
JOCELYN BROOKES	54	14.16	45m
JANICE CROOKES	39	15.22	40m
LIZ MITCHELL	55	15.51	28m
DENISE HARDMAN	48	15.80	26m

## 120 HANDICAP - MENS FINAL

PETER BLACK	53	14.45	27m
BILL RYAN	57	14.65	24m
LES CATIONS	41	14.99	35m
GERARD ADRIAN	38	15.30	2m
WASYL DROSDOWSKY	47	15.57	11m

## 3 KM SPIRAL HANDBICAP


WARREN HALLIDAY	Inv	13.50.3	4.05	9.45.3	
ROD BAYLEY	52	15.39	5.35	10.04	
JULIE RUSSELL MAPLESTONE	47	15.53	GO	15.53	
ALAN BURGOYNE	84	16.31		16.31	
IAN GAINY W/C	46	16.32	7.10	9.22	
STEPHEN MCLEOD	Inv.	16.58	4.00	12.58	
DAVID POCOCK	Inv.	17.02	4.10	12.52	
VOJO NIKOLIC	54	17.06	4.10	12.56	
SHEILA MEYER	42	17.08	2.15	14.53	
HELEN BROWN	57	17.16	GO	17.16	
IAN MCLEOD	53	17.17	4.45	12.32	
PATRICK KELLY	Inv.	17.18	6.20	11.58	
KEN DUXBURY	45	17.19	6.50	10.29	
KEN SENIOR	52	17.20	6.45	10.35	
ALAN FRYDAY	51	17.22	4.40	12.42	
CLYDE RIDDOCH	Walk	45	17.23	3.25	13.58
COLING HEYWOOD	Walk	44	17.29	3.15	14.14
WESTLY WINDSOR	54	17.33	6.25	11.08	
GREGORY HOLDEN	Inv	17.34	2.20	15.14	
JOHN POCOCK	55	17.41	6.05	11.36	
BRYAN KELLY	51	17.43	5.00	12.43	
GLENYSE BRAIN	53	17.48	GO	17.48	
TINO FULGENZI	50	17.50	4.00	13.50	
MURRAY DICKINSON	Walk	60	17.51	3.05	14.46
LEN HALLETT	49	17.55	4.55	13.00	
RAY HERBERT	59	17.55.1	4.55	13.00.1	
SHIRLEY YOUNG	68	17.55.8	2.10	15.45.8	
DENNIS HOLDEN	46	17.57	5.00	12.57	
PAUL BAN	43	17.57.2	6.40	17.17.2	
JOHN MITCHELL	57	18.08	4.40	13.28	
KEITH LODGE	67	18.12	6.10	12.02	
JOHN NOONAN	55	18.14	2.20	15.54	
BRUCE GIBBS	50	18.16	4.30	13.46	
KEITH HOWDEN	53	18.26.3	3.50	14.36.3	
DENISE HARDMAN	48	18.26.3	3.50	14.36.3	
ROB WILSON	53	18.28	5.00	13.28	
PETER BLACK	53	18.41	1.30	17.11	
BERNARD HOURIGAN	Inv	18.52	4.45	14.07	
LEZ MITCHELL	55	18.54	2.10	16.44	
WASYL DROSDOWSKY	47	18.57	5.10	13.47	
MAL BROWN	57	19.57	5.15	14.42	
JOHN PEACOCK	62	20.37	4.45	15.52	
LES CATIONS	41	21.09	.45	20.24	

**LATROBE VALLEY VENUE RESULTS DEC 98/JAN 99**


TRACK EVENTS				Name	Date	Age	Time
<b>MENS 100 Metres</b>				<b>MENS 1500 Metres</b>			
Bob CONNELL	Tue 01 Dec	48	14.21	John WILSON	Tue 08 Dec	44	4m51
Neil GRIFFITHS	Tue 01 Dec	31	12.74	Neil GRIFFITHS	Tue 08 Dec	31	4m55
Leon BOURKE	Tue 01 Dec	37	15.24	Terry O'NEILL	Tue 08 Dec	42	5m16
Howard SMITH	Tue 01 Dec	57	15.51	Ray ELLIS	Tue 08 Dec	68	8m01
Neil GRIFFITHS	Tue 08 Dec	31	13.59	John WILSON	Tue 19 Jan	44	4m42
Leon BOURKE	Tue 08 Dec	37	16.05	Neil GRIFFITHS	Tue 19 Jan	31	4m57
Howard SMITH	Tue 08 Dec	57	16.41	Terry O'NEILL	Tue 19 Jan	43	5m12
Wally NOTMAN	Tue 12 Jan	34	12.85	Howard SMITH	Tue 19 Jan	57	6m27
John WILSON	Tue 12 Jan	44	12.89	Leo COFFEY	Tue 19 Jan	68	6m55
Leo COFFEY	Tue 12 Jan	68	14.14	Mario MUSCAT	Tue 19 Jan	44	7m00
Ian TWITE	Tue 12 Jan	43	14.28	<b>LADIES 1500 Metres</b>			
Leon BOURKE	Tue 12 Jan	37	14.39	B. NOTMAN	Tue 19 Jan	42	7m24
Mario MUSCAT	Tue 12 Jan	44	14.89	<b>MENS 2000 Metres</b>			
Mario MUSCAT	Tue 19 Jan	44	15.54	Ian TWITE	Tue 08 Dec	43	6m49
Howard SMITH	Tue 19 Jan	57	16.14	Neil GRIFFITHS	Tue 08 Dec	31	7m26
Wally NOTMAN	Tue 19 Jan	34	12.78	Leon BOURKE	Tue 08 Dec	37	9m11
Neil GRIFFITHS	Tue 19 Jan	31	13.15	Wally NOTMAN	Tue 19 Jan	34	7m56
Leo COFFEY	Tue 19 Jan	68	14.86	Neil GRIFFITHS	Tue 19 Jan	31	7m09
Leon BOURKE	Tue 19 Jan	37	15.50	Ray ELLIS	Tue 19 Jan	68	10m17
<b>LADIES 100 Metres</b>				<b>MENS 5000 Metres</b>			
Jenny MACDONALD	Tue 01 Dec	38	15.64	I. CORNTHWAITE	Tue 01 Dec	36	16m44
Kathryn STOLK	Tue 01 Dec	35	16.45	Bruce SALISBURY	Tue 01 Dec	46	18m50
Shirley DREDGE	Tue 01 Dec	47	19.84	John EYRE	Tue 01 Dec	63	23m38
Kathryn STOLK	Tue 08 Dec	35	16.87	Ian TWITE	Tue 12 Jan	43	17m38
Shirley DREDGE	Tue 08 Dec	47	17.62	Ray ELLIS	Tue 12 Jan	68	28m45
Bernadette NOTMAN	Tue 12 Jan	42	15.02	Mario MUSCAT	Tue 12 Jan	44	29m48
Shirley DREDGE	Tue 12 Jan	47	19.74	<b>WALK EVENTS</b>			
Delwyn HEWITT	Tue 19 Jan	34	15.23	Name Date Age Time			
Bernadette NOTMAN	Tue 19 Jan	42	15.54	<b>MENS 1200 Metres Walk</b>			
<b>MENS 400 Metres</b>				Terry O'NEILL Tue 08 Dec 42 7m12			
Neil GRIFFITHS	Tue 01 Dec	31	57.56	Howard SMITH Tue 08 Dec 57 7m28			
Bob CONNELL	Tue 01 Dec	48	1m26.20	Ray ELLIS Tue 08 Dec 68 8m30			
Ray ELLIS	Tue 01 Dec	68	1m40.57	Terry O'NEILL Tue 19 Jan 43 5m58			
Bruce SALISBURY	Tue 01 Dec	46	1m08.23	Howard SMITH Tue 19 Jan 57 7m27			
Leon BOURKE	Tue 01 Dec	37	1m12.82	<b>LADIES 1200 Metres Walk</b>			
Howard SMITH	Tue 01 Dec	57	1m15.49	Doris ELLIS Tue 08 Dec 69 10m10			
Ian TWITE	Tue 12 Jan	43	1m04.94	Doris ELLIS Tue 19 Jan 69 9m57			
Terry O'NEILL	Tue 12 Jan	43	1m06.13	<b>MENS 3000 Metres Walk</b>			
Leo COFFEY	Tue 12 Jan	68	1m16.29	Ray ELLIS Tue 01 Dec 68 26m33			
Leon BOURKE	Tue 12 Jan	37	1m10.05	Howard SMITH Tue 01 Dec 57 23m33			
John WILSON	Tue 12 Jan	44	59.10	Terry O'NEILL Tue 12 Jan 43 16m05			
Wally NOTMAN	Tue 12 Jan	34	1m04.34	<b>LADIES 3000 Metres Walk</b>			
<b>LADIES 400 Metres</b>				Doris ELLIS Tue 01 Dec 69 29m16			
Sue EVANS	Tue 01 Dec	36	1m35.98	Doris ELLIS Tue 12 Jan 69 25m00			
Shirley DREDGE	Tue 01 Dec	47	2m05.00				
Bernadette NOTMAN	Tue 12 Jan	42	1m20.40				

**LATROBE VALLEY VENUE RESULTS DEC 98/JAN 99**

FIELD EVENTS				Name	Date	Age	Dist
<b>MENS Long Jump</b>				<b>MENS Shot Putt</b>			
Howard SMITH	Tue 08 Dec	57	3.57	Neil GRIFFITHS	Tue 01 Dec	31	7.29
Neil GRIFFITHS	Tue 08 Dec	31	4.84	Leon BOURKE	Tue 01 Dec	37	5.86
Leon BOURKE	Tue 08 Dec	37	3.79	Vern CURNOW	Tue 01 Dec	53	8.17
Vern CURNOW	Tue 08 Dec	53	3.95	Bob CONNELL	Tue 01 Dec	48	8.95
Mario MUSCAT	Tue 19 Jan	44	3.43	Ian CORNTHWAITE	Tue 01 Dec	36	6.76
Leo COFFEY	Tue 19 Jan	68	3.68	Leon BOURKE	Tue 12 Jan	37	6.73
Neil GRIFFITHS	Tue 19 Jan	31	4.89	Mario MUSCAT	Tue 12 Jan	44	5.97
Howard SMITH	Tue 19 Jan	57	3.45	David TREWERN	Tue 12 Jan	49	7.65
Wally NOTMAN	Tue 19 Jan	34	5.13	John WILSON	Tue 12 Jan	44	7.06
Leon BOURKE	Tue 19 Jan	37	3.83	Bob CONNELL	Tue 12 Jan	48	7.86
John WILSON	Tue 19 Jan	44	4.44	Leo COFFEY	Tue 12 Jan	68	6.19
<b>LADIES Long Jump</b>				<b>LADIES Shot Putt</b>			
Shirley DREDGE	Tue 08 Dec	47	2.67	Jenny MACDONALD	Tue 01 Dec	38	6.05
<b>MENS High Jump</b>				Glenys YOUNG Tue 01 Dec 49 6.09			
Neil GRIFFITHS	Tue 01 Dec	31	1.40	Shirley DREDGE Tue 01 Dec 47 4.92			
Leon BOURKE	Tue 01 Dec	37	1.25	<b>MENS Discus</b>			
Bob CONNELL	Tue 01 Dec	48	1.20	Howard SMITH Tue 08 Dec 57 14.49			
<b>LADIES Discus</b>				John WILSON Tue 08 Dec 44 19.72			
Shirley DREDGE	Tue 08 Dec	47	14.17	Neil GRIFFITHS Tue 08 Dec 31 22.69			
Glenys YOUNG	Tue 08 Dec	49	16.34	Leon BOURKE Tue 08 Dec 37 18.66			
Kathryn STOLK	Tue 08 Dec	35	15.57	Vern CURNOW Tue 08 Dec 53 25.43			
Bernadette NOTMAN	Tue 19 Jan	42	18.92	Neil GRIFFITHS Tue 19 Jan 31 23.00			
				John WILSON Tue 19 Jan 44 18.79			
				Howard SMITH Tue 19 Jan 57 16.36			
				Vern CURNOW Tue 19 Jan 53 24.92			
				David TREWERN Tue 19 Jan 49 22.60			
				Leon BOURKE Tue 19 Jan 37 19.58			



**FOR RENT - BEACH HOUSE**



Cowes, Phillip Island, 800 metres from Beach

\$50 per night, or \$300 per week (weekly rates apply for Easter)

Fully equipped 2 bedroom cottage, sleeps 5, within easy walking distance to excellent swimming and fishing beach - supply own linen and food.

Telephone Carole or Tim on 9727 4048 for further details.



**RESULTS FROM KNOX VENUE - JANUARY 1999**

**800 METRE RUN 6/1/99**

Tim Kenington	Inv.	2.18.31
David Nobbs	58	2.23.14
B. Curtis	34	2.24.80
Scott Harris	30	2.32.48
Phil Kenington	42	2.33.53
Phil Twining	38	2.38.19
Shaun Exton	38	2.39.73
Rick Atkins	38	2.41.33
Glen Claiden	44	2.44.22
Ivan Anderic	41	2.48.31

**300 METRE SPRINT 6/1/99**

Charlie Griffin	35	40.8
Chris Calamatta	45	42.1
Tim Kenington	Inv.	47
Phil Kenington	42	47.5
Phil Twining	38	48.6
Ivan Anderic	41	56.4
Renae Anderic	Inv.	65.1

**7KM RUN B/TRACK 6/1/99**

		Dist	Time
1	Charlie Griffin	35 4K	20.11
2	Chris Calamatta	45 4K	20.12
3	John Green	54 4K	21.29
4	Graham Leticq	44 7K	25.12
5	Paul Twining	49 7K	25.18
6	Dave Black	42 7K	25.3
7	Peter Nordhoff	41 7K	26.14
8	Shaun Calamatta	Inv. 7K	26.36
9	Brad Curtis	34 7K	26.52
10	Scott Harris	30 7K	27.01
11	Dave Leversha	46 7K	27.16
12	Glenn Claiden	44 7K	27.23
13	Phil Kenington	42 7K	27.28
14	Phil Twining	38 7K	27.59
15	Mark Mathews	39 7K	28.2
16	Tim Kenington	Inv. 7K	28.27
17	Dave Somers	40 7K	28.34
18	Shaun Exton	38 7K	28.45
19	Dave Rolfe	52 7K	28.50.25
20	David Wear	52 7K	28.50.50
21	Brian Mee	61 7K	29.21
22	Tom Boyd	34 7K	30.34.63
23	Rick Atkins	38 7K	30.34.92
24	David Twining	21 7K	30.57
25	Lyn Leversha	45 7K	31.14
26	Graham White	53 7K	31.37
27	Darell Peterson	47 7K	32.02
28	Anne McPherson	42 7K	32.57
29	Ron Milsome	51 7K	33.14

**cont. 7KM RUN B/TRACK 6/1/99**

30	Neville Smith	39 7K	34.01
31	Ivan Anderic	48 7K	34.02
32	David Nobbs	58 7K	34.03

**1200 METRE RUN 13/1/99**

Shaun Calamatta	Inv.	3.31
Paul Twining	49	3.48
Tim Kenington	Inv.	3.53
Scott Harris	30	3.56
Phil Kenington	42	3.59
David Nobbs	58	4.03
Chris Calamatta	45	4.15
Neville Smith	39	4.29
Trish Corless	35	6.12

**75 MINUTE EST DIST. 13/1/99**

		Diff	Dist
Norm Cameron		6	400
John Green	54	11	391
Phil Twining	38	13	423
Gerry Clarke	62	30	340
Phil Kenington	42	33	433
Ron Milsome	51	51.5	401.5
Tim Kenington	Inv.	60	460

**DOG LOOP RELAY 13/1/99**

**Team 5 20.56**

Phil Twining S. Calamatta  
P. Twining L. Leversha

**Team 3 21.21**

P. Kenington P. Nordhoff  
D. Rolfe N. Smith

**Team 2 21.56**

T. Kenington N. Cameron  
B. Curtis T. Boyd

**Team 6 21.59**

G. Claiden G. White  
S. Harris D. Leversha

**Team 1 22.33**

D. Black C. Calamatta  
M. Mathews G. Clarke

**Team 4 23.28**

G. Leticq D. Murphy  
G. McKenzie R. Milsome

**800 METRE SPRINT H/C 20/1/99**

		Act	Time
David Wear	52	2.45	3.4 *
Paul Twining	45	2.23	3.43
Brad Curtis	34	2.31	3.45
Gary Stewart	53	2.31	3.45.73

**RESULTS FROM KNOX VENUE - JANUARY 1999**

**cont. 800 METRE SPRINT H/C 20/1/99**

		Act	Time
Colin Thompson	50	3.02	3.52
Tom Boyd	33	2.36	3.52.74
Phil Kenington	42	2.33	3.53
Shaun Exton	38	2.35	3.53.36
Glenn Claiden	44	2.5	3.55
Shaun Calamatta	Inv.		4.02
David Somers	40	2.54	4.08
Gerry Clarke	62	3.19	4.09
Judy Coram	49	4.32	4.12
Mark Mathews	38	2.5	4.14
Tim Kenington	Inv.	2.53	4.18

**400 METRE SPRINT N.O.T 20/1/99**

		Time	Var.
Chris Calamatta	45	1.01.25	0.25 *
Shaun Exton	38	1.04.86	3.64
Gary Stewart	53	1.10.94	1.06
John Green	54	1.13.84	1.16
Gerry Clarke	62	1.18.20	4.2
Colin Thompson	50	1.22.94	13.94

**5KM RUN B/TRACK H/C 20/1/99**

		Act.	Time
1	Colin Thompson	50	21.29 25.09 *
2	Brad Curtis	34	17.53 25.28
3	Peter Leget	64	21.54 25.39
4	Shaun Calamatta	Inv.	17.41 25.41
5	Mark Mathews	39	19.03 26.03
6	Anne McPherson	42	22.27 26.07
7	Glenn Claiden	44	19.26 26.16
8	Paul Twining	49	17.2 26.2
9	Lyn Leversha	46	21.21 26.21
10	David Nobbs	58	22.22 26.22
11	Peter Nordhoff	42	17.5 26.25
12	David Wear	52	19.55 26.3
13	Tom Boyd	33	19.16 26.36
14	Phil Kenington	42	18.25 26.45
15	Phil Twining	38	19.36 26.56
16	Tim Kenington	Inv.	18.27 27.02
17	David Nordhoff	Inv.	24.09 27.09
18	Gary Stewart	53	19.22 27.12
19	Andrew Nordhoff	Inv.	24.15 27.15
20	David Leversha	46	19.51 27.21
21	David Somers	40	19.49 27.24
22	Gerry Clarke	62	24.29 27.29
23	Chris Calamatta	45	21.36 28.06
24	Shaun Exton	38	20.33 28.08
25	John Green	54	25.31 28.31

**400 METRE SPRINT 27/1/99**

Chris Calamatta	45	1.02.42
Shaun Exton	38	1.02.81
Brad Curtis	34	1.07.90
Phil Twining	38	1.08.65
John Green	54	1.13.22
Gerry Clarke	61	1.18.55

**60 METRE SPRINT 27/1/99**

Charlie Griffin	35	8.09
Chris Calamatta	45	8.7
John Green	54	11.06
Lyn Leversha	45	13.7

**40 MIN. TIME TRIAL 27/1/99**

		Dist	Time
Dave Black	42	26L 100	40 Min
Brad Curtis	34	25L	40 Min
David Wear	53	23L 260	40 Min
Ian Uren	47	22L 330	40 Min
Milan Stanisic	42	22L 40	40 Min
David Rolfe	52	22L 40	40 Min
Neville Smith	39	21L 180	40 Min
Peter Leget	65	21L 180	40 Min
Ron Milsome	51	20L 319	40 Min
David Nobbs	58	20L 290	40 Min
Ivan Anderic	41	20L	40 Min
Shaun Exton	38	16L 250	30 Min
Phil Twining	38	12L 320	20 Min
Glenn Claiden	44	12L 150	20 Min
Brian Mee	61	12L 100	20 Min
Peter Nordhoff	42	12L 100	20 Min
David Leversha	46	11L 320	20 Min
Lyn Leversha	45	11L 300	20 Min
Chas McRae	66	8L 330	20 Min
Paul Twining	49	10L	13.43
Graeme Leticq	44	10L	14.1

Knox welcomed Chas McRae back on the track today, lookin good Charlie and young Peter Leget has entered into a new age group, we're keeping an eye on that 10Km time Peter.

**\* TROPHY WINNERS**



FRANKSTON VENUE100 metres sprint 7.1.99

1	Dale BRUCE	38	12.77
2	Ian MACARTHUR	58	13.81
3	Mike HALL	60	14.30
4	Tony NEMARIC	46	14.59
5	Angela SEERS	Inv	14.79
6	Katja NEMARIC	Inv	15.34
7	Phillipa EDGELL	48	15.45
8	Syd ELKS	73	16.29
9	Jarrold BRUCE	Inv	19.34

Relay 4 x 200 metres 7.1.99

1	Syd ELKS	73	1.56.98
	Mike HALL	60	
	Dale BRUCE	38	
	Phillipa EDGELL	48	
2	Ian MACARTHUR	58	1.57.13
	KATJA NEMARIC	Inv	
	Tony NEMARIC	46	
	Charlie MALLIA	49	

2000 metre Walk 7.1.99

1	Nerida NOYES	43	12.55
2	Sandra HOWARTH	35	12.57
3	Kathy WESTHORN	37	13.40
4	Syd ELKS	73	14.05
5	Sylvia ROSS	59	14.15
5	Debbie TERLAAK	34	14.15
6	Wendy SEERS	57	14.38
7	Ken WILLIAMS	60	16.21
8	Jim STRICKLAND	68	16.22
9	Barb STRICKLAND	65	16.37
10	Mary ELKS	70	16.39
11	Cath LEATHAM	56	17.27
12	Grace SMITH	80	20.04
	Bevan DAVIS	69	17.23
	3 laps		

1000 metre run 7.1.99

1	Charlie MALLIA	49	3.29
2	Tom LANE	44	3.42
3	Graham BONNETT	55	3.59
4	Tony NEMARIC	46	4.48
5	Nerida NOYES	43	5.01

FRANKSTON VENUE1000 metres run 7.1.99

1	Allan ALDERSON	47	10.53
2	Charlie MALLIA	49	11.01
3	Ken WHITE	52	11.04
4	Ian MUIR	54	11.20
5	Tom LANE	44	11.37
6	Gary MEYER	43	12.00
7	Graham BONNETT	55	12.19
8	Lindsay BEATON	48	14.36
9	Phillipa EDGELL	48	14.42
10	Tony NEMARIC	46	16.09

100 metre sprint 14.1.99

1	Dale BRUCE	38	12.53
2	Ross KEMP	56	12.70
3	Tom GERRARD	50	13.03
4	Ian MACARTHUR	58	13.72
5	Katja NEMARIC	Inv	14.33
6	Tony NEMARIC	46	14.73
7	Stacey STEWART	Inv	15.28
8	Phillipa EDGELL	48	15.38
9	Syd ELKS	73	15.45

2000 metre run 14.1.99

1	Garry ANDERSON	47	7.33
2	Graham BONNETT	55	7.48
3	Lindsay BEATON	48	9.23
4	Gordon LOUGHNAN	46	9.38

200 metre sprint 14.1.99

1	Dale BRUCE	38	24.97
2	Ross KEMP	56	25.84
3	Mike HALL	60	27.43
4	Tom GERRARD	50	27.76
5	Ian MACARTHUR	58	27.90
6	Katja NEMARIC	Inv	30.38
7	Phillipa EDGELL	48	32.17
8	Syd ELKS	73	32.33
9	Stacey STEWART	Inv	32.59

1500 metre Walk 14.1.99

1	John HALLO	56	9.19
2	Kathy WESTHORN	37	10.10
3	Sylvia ROSS	59	10.41
4	Jim STRICKLAND	68	11.25
5	Wendy SEERS	57	11.42
6	Bevan DAVIS	69	12.12
7	Barb STRICKLAND	65	12.14
8	Mary ELKS	70	12.20
9	Anna KEMP	Inv	12.34
10	Cath LEATHAM	56	12.37

FRANKSTON VENUE4000 metre run 14.1.99

1	Allan ALDERSON	47	14.54
2	Charlie MALLIA	49	15.14
3	Mick O'RYAN	49	15.15
4	Ian MUIR	54	15.43
5	Tom LANE	46	15.54
6	Gary MEYER	43	16.10
7	Belinda KIRKHAM	31	16.33
8	Graham BONNETT	55	16.51
9	George SYMONS	50	18.01
10	Colin KEMP	46	19.43
11	Lindsay BEATON	48	20.48
12	Sue KEMP	45	21.50
	Ken WHITE	52	5 laps 8.14
	John ALLAN	59	4 laps 6.28

800 metre run 14.1.99

1	Ken WHITE	52	2.41
2	Charlie MALLIA	49	2.48
3	Tom LANE	44	2.50
4	Gary MEYER	43	2.57
5	Phillipa EDGELL	48	3.03
6	Graham BONNETT	55	3.16
7	Syd ELKS	73	3.18
8	Gordon LOUGHNAN	46	3.48
	George SYMONS	50	1.24
	1 lap		

80 metre sprint 21.1.99

1	Dale BRUCE	38	10.43
2	Graeme RICHARDS	53	10.66
3	Ian MACARTHUR	58	11.17
4	Angela SEERS	Inv	11.65
5	Katja NEMARIC	Inv	12.17
6	Phillipa EDGELL	48	12.35
7	Chloe EDWARDS	Inv	12.41
8	Syd ELKS	73	12.45
9	Nerida NOYES	43	12.50
10	Stacey STEWART	Inv	12.52
11	Joshua LEGGETT	Inv	13.10

1500 metre run 21.1.99

1	David PAINTER	56	6.37
2	Lindsay BEATON	49	7.02
3	Gordon LOUGHNAN	46	7.10

FRANKSTON VENUE300 metre sprint 21.1.99

1	Dale BRUCE	38	41.84
2	Tony NEMARIC	46	44.19
3	Mike HALL	60	45.05
4	Ian MACARTHUR	58	46.58
5	Katja NEMARIC	Inv	49.82
6	Graeme RICHARDS	53	50.23
7	Chloe EDWARDS	Inv	50.28
8	Phillipa EDGELL	48	51.40
9	Stacey STEWART	Inv	53.53
10	Syd ELKS		54.29

4000 metre Walk 21.1.99

1	John HALLO	56	25.45
2	Syd ELKS	73	28.31
3	Sylvia ROSS	59	29.28

2000 metres Walk 21.1.99

1	Nerida NOYES	43	12.57
2	Kathy WESTHORN	37	13.10
3	Lindsay BEATON	49	13.29
4	Debbie TERLAAK		14.29
5	Denise LEGGETT	39	15.07
6	Wendy SEERS	57	15.21
7	Bevan DAVIS	69	15.31
8	Jim STRICKLAND	68	15.41
9	Cath LEATHAM	56	16.56
10	Mary ELKS	70	16.58

600 metre run 21.1.99

1	Ian MUIR	54	1.53
1	Dale BRUCE	38	1.53
3	Allan ALDERSON	47	1.57
4	Gary MEYER	44	2.04
4	Dave PAINTER	56	2.04
6	Tom LANE	44	2.15
7	Phillipa EDGELL	48	2.18
8	George SYMONS	50	2.22
9	Gordon LOUGHNAN	46	2.34
10	Nerida NOYES	43	2.48

5000 metres run 21.1.99

1	Charlie MALLIA	49	19.35
2	Ian MUIR	54	19.45
3	Tom LANE	44	19.50
4	Rowan WHITE	Inv	20.44
5	Mick O'RYAN	49	20.49

FRANKSTON VENUE

3000 metres run 21.1.99

1	Allan ALDERSON	47	11.21
2	David PAINYER	56	11.42
3	Gary MEYER	44	12.05
4	Rowland BRICKLES	52	12.11
5	George SYMONS	50	13.21
6	David NOBBS	58	13.23
7	Phillipa EDGEELL	48	14.30

5000 metres Walk 28.1.99

1	John HALLO	56	32.48
2	Nerida NOYES	43	33.29
3	Kathy WESTERP	37	34.45
	Sylvia ROSS	59	
	5 laps		16.36

100 metre sprint 28.1.99

1	Dale BRUCE	38	12.28
2	Graeme RICHARDS	53	12.83
3	Travis GILLESPIE	Inv	12.93
4	Tom GERRARD	50	13.04
5	Ian MACARTHUR	58	13.20
6	Paul STEWART	40	14.18
7	Angela SEERS	Inv	14.49
8	Sarah JACKSON	Inv	14.85
9	Chloe EDWARDS	Inv	15.21
10	Phillipa EDGEELL	48	15.52
11	Stacey STEWART	Inv	15.55
12	Daniel BRUCE	Inv	15.64

2000 metres run 28.1.99

1	Gary MEYER	44	7.33
2	Gordon LOUGHNAN	46	9.55
3	Nicole KIRBY	Inv	10.20
4	Tamryn MACQUET	Inv	10.28

400 metres Handicap sprint 28.1.99

1	Tim	Inv	Ser.	54.03
2	Syd ELKS	73	85m	55.59
3	Dale BRUCE	38	Ser.	57.06
4	Ross KEMP	56	5m	57.32
5	Ian MACARTHUR	58	35m	58.69
6	Travis GILLESPIE	Inv	7m	58.71
7	Tom GERRARD	50	18m	58.91
8	Graeme RICHARDS	53	27m	55.21

FRANKSTON VENUE

1600 metres Walk 28.1.99

1	Gwen STEED	56	8.44
2	Nerida NOYES	43	10.45
3	Sylvia ROSS	59	11.36
3	Syd ELKS	73	11.36
5	Wendy SEERS	57	11.40
6	Bevan DAVIS	69	12.01
6	Ern WALKER	85	12.01
8	Jim STRICKLAND	68	12.25
9	Ken WILLIAMS	60	12.43
10	Barb STRICKLAND	65	13.28
11	Cath LEATHAM	56	13.29
12	Julie BRUCE	38	13.43
13	Jenny MORRIS	42	15.52
14	Stephen JENKINS	42	16.16
15	Grace SMITH	30	16.32

4000 metre run 28.1.99

1	Allan ALDERSON	47	15.09
2	Charlie MALLIA	49	15.11
3	Tom LAKE	44	15.19
4	Nick CURRY	49	15.21
5	Ian MUIR	54	15.29
6	David PAINYER	56	15.30
7	John WALLACE	55	15.52
8	Garry ALDERSON	47	16.07
9	Peter WHITE	30	16.14
10	Rovan WHITE	Inv	16.15
11	Rowland BRICKLES	52	16.33
12	Graham BOWETT	55	16.51
13	George SYMONS	50	18.03
14	Lindsay PRATON	49	19.46
15	Sue KEMP	45	21.15
16	Gary MEYER	44	22.25

600 metres run 28.1.99

1	Peter WHITE		1.47
2	Charlie MALLIA	49	1.52
3	Dale BRUCE	38	1.59
4	David PAINYER	56	2.00
5	Phillipa EDGEELL	48	2.03
6	Stacey STEWART	Inv	2.04
7	Ian MUIR	54	2.06
8	Travis GILLESPIE	Inv	2.07
9	Chloe EDWARDS	Inv	2.08
10	Tom LAKE	44	2.18
11	George SYMONS	50	2.23
11	Graham BOWETT	55	2.23
13	Syd ELKS	73	2.29
14	Gordon LOUGHNAN	46	2.36
15	Ian MACARTHUR	58	2.38



Over the first weekend in March, on an Island midway between Victoria and mainland Tasmania, you will find one of the most unique running events in the country.

The Boags Strongarm King Island Imperial 20 is a challenging 32 kilometre footrace which is the only coast to coast event in Australia.

This is not just another run, you should be prepared to experience the truly unique King Island lifestyle, generous hospitality, incredible food and the event which will have you coming back year ... after year ... after year ...

ENTRY FORMS **ROSE W. GREAVES 9560 2971**

# BOAGS STRONGARM

## KING ISLAND IMPERIAL 20

### 32 Kilometre Coast to Coast Footrace

Proudly sponsored by J. BOAG & SON

SUNDAY 7 MARCH 1999 (Entries close 14 February)



**PRESENTATION EVENING**  
Sunday 7 March  
King Island Club - 6.30pm  
Great smorgasbord meal  
featuring magnificent King  
Island crayfish, beef & cheese  
**ONLY \$20 per head**



Agriculture



Roberts King Island  
Real Estate Pty Ltd



**CARBO NIGHT & CALCUTTA**  
Saturday 6 March  
King Island Club 6.00pm  
**\$10 per head**

**LAST YEAR WAS THE  
FULL MONTY  
WHAT WILL IT BE  
THIS YEAR ? ? ? ?**

**WE DARE YOU**  
KING ISLAND



**THE ONLY COAST TO COAST  
EVENT IN AUSTRALIA**  
Run from scenic Naracoopa on  
the east coast and finishing in  
the main township of Currie, the  
King Island Imperial 20 is now in  
its sixth year.

It is a handicap event with the  
winner's medallion being a coin  
salvaged from the vessel  
Brahmin, shipwrecked off the  
Island's treacherous coast in  
1854.

Cash prizes and vouchers to the  
value of more than \$4,000 are  
presented to handicap and best  
times winners - first second and  
third (awarded for both male  
and female divisions), individual  
and team events, veterans  
categories etc.

For an entry fee of only \$25, all  
individual runners receive a  
fabulous hamper of King Island  
cheese and a pair of Imperial 20  
socks (valued at more than \$60).



OFFICE OF SPORT  
& RECREATION

KING ISLAND  
FISHERMEN



WEST NORTH WEST  
Regional Tourism Ltd

## PRESIDENT'S REPORT

1998 has seen the *Thrower's Group* continue as an efficiently organised group. The ground improvements implemented in 1997 have been completed and the committee has again further enhanced facilities by purchasing a computer for scoring on weight pentathlon days and sunshades for use of the athletes and officials during competition. The sunshades are to be further improved to increase shade protection and to make them waterproof. Coaching days (beginners and advanced hammer) and an introductory session for training as AV officials were successful extra program activities.

The number of registered throwing group members has remained close to those of 1997 but we have increased our representation in the younger women's groups. We need to increase our younger male numbers. A challenge for 1999!

Wim van Weenan undertook the task of establishing a national ranking for men and women in all the throwing events. After much effort he was able to publish a ranking for the competition year ended April 1998. Hopefully as athletes get to be aware of the listing the collection of statistics will become much easier. Well done Wim.

John Fraser our oldest thrower and Roy Foley (not far behind) have rekindled the **heavy weight throwing group**. This group challenges American age records set for heavy weight throws. Any one may participate. Well done John and Roy.

Many thanks to those of our throwers who have undertaken training to become accredited AV throwing officials. Not only is this of immediate benefit to the throwing group but it assists all athletes by providing more qualified officials to assist in athletics meetings.

Once again thank you to all the committee for their input for another successful year. The successful management of the throwing group, the programming and results production, the financial matters, the maintenance of equipment and the set-up of the ground on each day can only be achieved through the willing efforts of committee members and regular helpers. Your committee welcomes the occasional help from throwers especially on weight pentathlon days.

To those throwers who regularly bring a plate for our post competition cuppa and cake a very big thank you. These "get togethers" are a most enjoyable part of the days activities and your donations much appreciated.

Unfortunately this year we will lose one of our most valued members from the committee. Joe Ball you have been a tireless contributor to all aspects of the throwers group. I wish you a speedy recovery from your back and other medical problems. I know that we can always rely on you as a sounding board.

To the new incoming committee I wish you an enjoyable and rewarding time in managing the throwing group as we move to the new millenium.

I wish all members the best in throwing for 99 and for those going to Gateshead every success in their endeavours.

*Graeme G Rose*  
President

The year of 1998 has been less hectic compared to 1997, but we are still no further advanced with our dream of a second throwing area at Packer Reserve. Glen Eira Council as usual holds the key.

In May we held a Coaching Clinic which was run by Gus Popolov who did a sterling job, in some cases even teaching "old dogs new tricks." Many benefited from this Clinic.

A sponsorship proposal was sent to Devondale Dairies re them purchasing shade awnings and the Club paying to advertise 'Devondale' on them but we were unsuccessful. The awnings along with a computer were purchased at a later date from club funds.

In August we held a training day with Dianne Pain for those members of the Throwing Group who wish to become officials. It was most successful and only one member found difficulties co-ordinating red and white and up and down!

September our throwers again competed in the Venue Premiership days and did well in the overall results announced at the Annual Veterans Dinner Dance which was attended by our regular group of party animals.

Early October saw a group of our throwers (Mexicans) head North across the border to the Winter Weight Pentathlon in Canberra which as usual was an enjoyable event even though the venue needed a few little improvements. Canberra is not only the Capital of rorts but lightening fast hammer rings, 3km toilet time trials and the practice of borrowing cars from the ANU.

The Asia Pacific Games in Queensland late October made it perfectly clear to those of us who attended that we could have run a better competition with our eyes closed. I received my medal and results of Weight Pentathlon 2 months later and the accompanying letter of apology did little to explain the reason for such bad organisation.

David Leach from New Zealand still wishes to continue with the Postal Competition between New Zealand and Australia with results taken from both countries Nationals. Wim Van Weenen is publishing a ranking booklet that will show the Kiwis just how superior we are.

John Fraser, Roy Foley and Wim Van Weenen are continuing the Postal Competition with the USA for the Masters Single year age Weight Records. We have 3 days where we can compete each year and these results will be forwarded to the USA.

A Throwers Corner is now available for would-be writers who wish to contribute their thoughts, advice, etc. in the News and Results Magazine. This is an excellent way to let people know that we are a group to be reckoned with.

Peter Barber has kept us informed of the British and European Competitions and sent us the results and if anyone reads Finnish, I get result booklets from Finland also.

Finally we have had extensive repairs done to the Hammer Cage at D.M.P. courtesy of the Glen Eira Council and a few good drops of rain will once again give us an excellent throwing area ready for a wonderful year of successful throwing among friends.

We wish those who are not feeling 100% a speedy recovery and welcome them back to the fold.

Thanks to Val and Tom Worrell for the use of their home throughout the year and to members of our committee for their help.

I feel I have much in common with the Secretary at the 'Vic of Dibley's' church meetings and I certainly have as much fun.

Happy throwing and we are filling in our divots, aren't we!!

*Jan Davics*  
Secretary

EST. 1960

# BALACLAVA SPORTS INJURY CENTRE

FREDERICK E. WARWICK N.D., A.T.D., A.R.M.T.(Bach.)

Practitioner U.S.A. Diversified . . .

PHYSICAL DISORDERS and FUNCTIONAL MEDICINE KINESIOLOGY

- Activator Methods Short Leg & Back Pain Syndrome
- Motor & Industrial Accidents
- Craniomandibular TMJ (Jaw) Dysfunction
- Malfunction of Organs and Glands
- Neuromuscular, Joint & Overuse Syndrome (R.S.I.)
- Naturopathic Medicine

**301 BALACLAVA ROAD, CAULFIELD NTH., 3161**

**TEL 9571 6295**

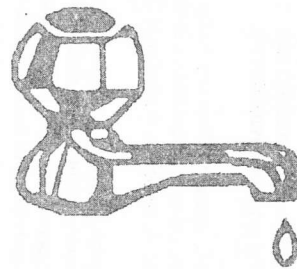
Opposite Caulfield Park

**TROPHY WINNERS AT KNOX**



## **K-MAR Handyman Services**

Home Repairs  
Small Plumbing Jobs



Kevin Phone 9596 2481