


VICTORIAN VETERANS'  
ATHLETIC CLUB INC.

# AROUND THE GROUNDS



OCT

1999

ABERFELDIE, ALTONA, CAULFIELD, COBURG, COLLINGWOOD,  
CROYDON, DONCASTER, EAST BURWOOD, FRANKSTON,  
GEELONG, KNOX, LATROBE VALLEY, MENTONE, SWAN HILL,  
SPRINGVALE - NOBLE PARK and TOOTGAROOK

for information on Club activities

Hon. Secretary Dorothy Browne OAM. LM (03) 9874 2501

## COMMITTEE MEMBERS 1999

Victorian Veterans Athletic Club Inc.

**President**  
Robert Waters LM. 9318 3802  
5 Bellevue Court Maribyrnong 3032

**Honorary Secretary**  
Dorothy Browne OAM. LM. (Life Member)  
4 Victory Street Mitcham 3132  
9874 2501 fax 9873 3223

**Honorary Assistant Secretary**  
Colin Browne LM. 9874 2501  
4 Victory Street Mitcham 3132

**Honorary Treasurer**  
Robert Petric 0359 671 915  
PO Box 136 Wandin North 3139

**Vice Presidents**  
Anthony Bradford 9749 2248  
6 Merrett Avenue Werribee 3030  
and  
Alan Bennie 9547 2978  
75 Bertrand Avenue Mulgrave 3170

**Club Captain**  
Ted McCoy LM. 9583 3280  
24 Blackwood Avenue Mentone 3194

**Club Vice Captain**  
Peter McGrath LM. 9807 5656  
13 Bales Street Mt Waverley 3149

**Immediate Past President**  
Doug Orr 9878 4875  
27 Shawlands Avenue Blackburn South 3130

**General Committee Members**  
John Dean 9337 7179  
3 Pearl Street Essendon West 3040

Alexander Harris 9848 2986  
8 Lignum Court Lower Templestowe 3107

Margaret Cassidy 9478 3687  
4 Grandview Road Preston 3072

Lavina Petric 0359 671 915  
PO Box 136 Wandin North 3139

David Sheehan 9794 7464  
4/42 Marna Court Noble Park 3174

Ken Walters 9752 5977  
5 Warra Road Upwey 3158

**Subscriptions Officer**  
Astrid Rose 9836 2350  
71 Union Road Surrey Hills 3127

**Honorary Auditor/s**  
Keith Routley LM. 9699 6384  
6 Mowbray Street Albert Park 3206

and  
John Chisholm 9772 3285  
Lot 1/48 Field Avenue Edithvale 3196

## VENUES

Locations and Managers

Venue Day and Melway Ref

ABERFELDIE	Aberfeldie Park, Corio Street, Moonee Ponds Rob Waters 9853 7096 (W) 9318 3802 (H)	Weds	28 D 6
ALTONA	Grant Reserve, Sugar Gum Drive (off Civic Pde) Altona Alan Barling 9398 5667 and Michael O'Relli	Sun - Winter Tuesday - Daylight Saving	54 G 9
EAST BURWOOD	Burwood East Reserve, Burwood Highway John Gosbell 9808 4641	Thurs	62 C 7
CAULFIELD	Duncan McKinnon Park, North Road, Murrumbidgee Greg Mauldon (Track) 9583 5637 ~ Graeme Rose (Field) 9836 2350	Tues - Track Sunday - Field Games	68 K 9
COBURG	Harold Stevens Ath. Field, Outlook Rd. Coburg Vonda Saunders 9460 1267	Thurs	18 A 9
COLLINGWOOD	George Knott Athletic Track, Heidelberg Rd., Clifton Hill Bill Ryan 9434 3783 Keith Moody 9434 7403 and Ron Young	Tues	30 F 12
CROYDON	Town Park, off Norton Road, Croydon Les Clark 9754 2793	Tues	50 K 5
DONCASTER	Rieschicks Reserve, George Street, Doncaster <b>Alan Sinclair 9889 2510</b> Richard Trembath 9836 9256	Weds	33 J 11
FRANKSTON	Ballam Park, Banane Terrace, Frankston Peter Duggan 9786 9169	Thurs	103 B 4
GEELONG	Landy Field, off Barwon Terrace, Geelong Mike McAvoy 0352 532 376	Weds	228 C 7
KNOX	Knox Park Athletic Track, off Rushdale Road, Scoresby <b>Charles McRae 9779 3670</b>	Weds	73 D 7
LATROBE - VALLEY	Joe Carmody Ath. Track, John Field Drive, Newborough Bob Connel 0351 221 558 Vern Curnow 0351 341 809	Tuesday evening	
MENTONE	Dolomore Oval, Cnr. First and Queen Streets, Mentone Ted McCoy 9583 3280	Weds	87 B 6
SPRINGVALE/ NOBLE PARK	Ross Reserve, Memorial Drive, Springvale Tony Doran 9547 7320 Ken Hough 9798 1231	Weds	80 E 12
SWAN HILL	<b>Rhonda Price 0350 376 685</b> Swan Hill Little Ath's Field	Monday evening	
TOOTGAROOK	Tootgarook Sports Reserve, Truemans Road, Tootgarook Alan Radford / Ken Taylor 0359 855 989	Weds - Winter Sunday - Daylight Saving	169 E 6

\*\*\*\*\*

EDITOR - "Around the Grounds" -  
Peter Colthup OAM. LM.

9795 1169 fax 9795 1169 \*\*\*\*\*  
14 Bakers Road Dandenong North 3175

Australian Association of Veterans Athletic Clubs

Secretary - Brian Foley (09) 339 2716

THE BETTY, ALLAN AND NORM PAGE.

	Date	Venue	Sprint	Mid Dist	Walk	Distance
Weds	1 Dec	Aberfeldie	100/300m	800m	500m	4900/6100m P.R.
"	1 "	Geelong	3 KM/5.75 Km	Cross Country	Runs	
"	1 "	Knox	60/400m	3x200mx8min	Pack Run	on Bike Track
"	1 "	Mentone	Mike O'Neill Mem.	Inter-venue	Challenge	
"	1 "	Springvale	200m	1500m	2/4 Km	4/8 Km
"	1 "	Tootgarook	100/300m H/c,	1500m	1500m	30 Mins
Thur	2 "	Coburg				
"	2 "	E Burwood	100/300m Jav	1 Mile	1Km/2or3Km	10 Km I.P.Mem ET
"	2 "	Frankston	100/300m	600m	1500/2800m	1200/4800m
Sun	5 "	Altona				
"	5 "	Caulfield	Field Games			
Mon	6 "	Doncaster	100/300m	600m	2 Km	3/5 Km
Tues	7 "	Caulfield	100mH/c	1500m H/c	3/5 Km	4x800x1600 Rel
"	7 "	Collingwood	50/500m	4/8 Km	Out & Back	B'vard 7.45 pm
"	7 "	Croydon	50/400m Dis.	1 Km ET	1 Km/2/4 Km,	2/4/6/8/10 M
"	7 "	Lat. Valley	100m Dis.,L.J.,Ham.,	1500m,	2 Km S/c,	1200m W..
Weds	8 "	Aberfeldie	100/200m	1500m	1200m	4/6 Km
"	8 "	Geelong	200m	400m		3 Km
"	8 "	Knox	1/2 Marathon	H/cap 6.30	Pm start	
"	8 "	Mentone	70/300m	1 Km	2/x2K Tk	5 Miles Rd
"	8 "	Springvale	70m	400m H/c	3/5 Km	3/5 Km
"	8 "	Tootgarook	100/100 Rel	800m H/cap	1200m	3/3x1 Km Relay
Thur	9 "	Coburg				
"	9 "	E Burwood	70/400m H/c	1200m	S.P. 8 min/3 Km	5 Km Run 1E
"	9 "	Frankston	120 H/c-200m ET	800m	3 Km ET	1600m/3K/5K
Fri	10 "	Tootgarook	McCrae F'Shore	6 pm,	200m Swim -	5 Km C.C.
Sun	12 "	Caulfield	Field Games			
"	12 "	Tootgarook	Greens Bush	9 am,	Baldrys Crossing,	4.8/9.7 CC R/W
Tues	14 "	Caulfield	200m H/cap	600m ET	4 Km H/c	10 Km ET Grass
"	14 "	Collingwood	120/400m	1 Km	4 Km	4/8 Km
"	14 "	Croydon	12s/200m	1500m S.L.J.	1200m, /1/3K	3/5 Km
Mon	13 "	Doncaster	60/150m	1200m	1 Mile	3/7 Km
Weds	15 "	Aberfeldie	100/400m	1 Km	600m	5/7.5 River R.
"	15 "	Geelong	3/6.8 Km	Cross Country	Runs	
"	15 "	Knox	Run-Ride-Run	Caribbean	Gardens	
"	15 "	Mentone	110m	1500m	3 Km ET Rd	6 Km Tk
"	15 "	Springvale	100m H/c	800m	2/4 Km Rd	3.1/6.2 Km Rd
"	15 "	Tootgarook	70/200m	1 Km PB	1500m	5 Km TK ET
Thur	16 "	Coburg				
"	16 "	E Burwood	100m H/c	55sec ET/1500m H/c,	1200mW,	On Night
"	16 "	Frankston	120m H/c Final	600m/Relay	1500mW	1500m
Sun	19 "	Caulfield	Field Games			/to RYE both 8.00 am
"	19 "	Tootgarook	Sorrento P.O.	9.2 Km,	Blairgowrie P.O.	4.6 Km Walk
Mon	20 "	Doncaster	100/250m	800m	3 Km	4/8 Km
Tues	21 "	Caulfield	100m H/c	1600m H/c	1200m O6C/U60	1600m RunnersW
"	21 "	Collingwood	110m H/cap	800m Relay	3 Km Spiral	R & W H/cap
"	21 "	Croydon	100/400m S.P.	800mWalk	295.125m	1890.25m
Weds	22 "	Aberfeldie	Novelty Events.	Xmas break-up	Supper	EYO
"	22 "	Geelong	B.R.Q.	800m		1 Mile
"	22 "	Knox	600m	Dog Loop Relay	Xmas Break-up	
"	22 "	Mentone	100m H/c	800m Age Gd	1500m ET	4 Laps Rd
"	22 "	Springvale	200m	400m Final	1200m	3 Km
"	22 "	Tootgarook	70/100m Rel	400m PB	1200m	4 Km
Thur	23 "	Coburg				
"	23 "	E Burwood	Venue Closed			
"	23 "	Frankston	Venue Closed			
Sun	26 "	Caulfield	Field Games			
Mon	27 "	Doncaster	60/200m	1500m	2 Km	3/5 Km
Tues	28 "	Caulfield	200m H/cap	800m	4 Km	5 Km
"	28 "	Collingwood	Venue Closed			
"	28 "	Croydon	70/400m	1 Mile	1500m	Pack Run
Weds	29 "	Aberfeldie	Maribyrnong	River Pack	Run at 7.30	PM
"	29 "	Geelong	Venue Closed			
Weds	29 "	Knox	400m	1000m	Pack Run	on Bike Track
"	29 "	Mentone	60/400m	1600m	4 Laps Rd	5 Km H/cap
"	29 "	Springvale	Venue Closed			
"	29 "	Tootgarook	McCRAE Foreshore	6.00 pm,	200m Swim--	5Km C.C.x2
Thur	30 "	Coburg, East	Burwood and Frankston	all	closed	

SPRINGVALE VENUE RESULTS - OCTOBER 1999

6/10/99			13/10/99		
<u>70 metres Run</u>			<u>150 metres Run</u>		
1 Valery PHILIPPE	17	8.6	1 Ron MUIR	48	19.7
2 Bill HAINS	36	8.8	2 Juan PEREZ	18	21.7
3 John FREAME	48	9.5	3 Ray O'CONNOR	62	21.9
4 Ron MUIR	48	9.7	<u>500 metres Run</u>		
5 Juan PEREZ	18	10.6	1 Bill HAINS	36	1.21.4
<u>1500 metres Run</u>			2 Ray O'CONNOR	62	1.29.1
1 Bill HAINS	36	5.13	3 Stan JORDAN	52	1.30.3
2 Paul MULLINS	59	5.16	4 Howard REES	52	1.31.2
3 Stan JORDAN	52	5.23	5 Lou BUCCIERI	44	1.32.5
4 Lou BUCCIERI	44	5.28	6 Leigh CASSIDY	51	1.33.8
<u>3 km Handicap Walk</u>			<u>2 km Walk</u>		
	Clock	Actual	1 Celia JOHNSON	52	11.58
1 Penny HALL	58	20.24	2 Vanna WALSH	52	14.35
2 Jenny FIELD	40	20.47	<u>2 km Run</u>		
3 Tony DORAN	47	21.23	1 Rod BROWN	46	7.26
<u>5 km Handicap Run</u>			2 Ian KRASKA	44	7.53
	Clock	Actual	3 Tony DORAN	47	7.58
1 Shaun KEMP	37	27.00	4 Stan JORDAN	52	8.03
2 Bill HUGHES	67	27.09	5 Leigh CASSIDY	51	8.10
3 Laurie CROUCH	59	27.10	6 Howard ROSS	54	8.18
4 Lois SELLAR	67	27.15	7 Jim SMITH	59	8.50
5 Dean COPLAND	44	27.16	8 Dave TALBOT	45	9.06
6 Neil GRAY	51	27.17	9 Ray O'CONNOR	62	9.06
7 Alan BENNIE	52	27.18	10 Trevor JUPP	59	10.01
8 Celia JOHNSON	52	27.18	11 Alf SMITH	68	11.33
9 Howard ROSS	54	27.19	12 Claire McKERR	69	14.13
10 John NEWSOM	47	27.24	<u>4 km Run</u>		
11 Charles LEHNE	40	27.26	1 Neil GRAY	51	14.30
12 Kevin ONLEY	65	27.28	2 John NEWSOM	47	14.49
13 Karl FAUVRELLE	59	27.31	3 Rob CLUTTERBUCK	46	15.11
14 Ross MARTIN	47	27.35	4 Theresia BAIRD	57	15.57
15 Denis PHILLIPS	57	27.37	5 Ian ORR	48	16.29
16 Ian TREGEAR	49	27.38	6 Graeme STEVENS	57	16.50
17 Rob CLUTTERBUCK	46	27.40	7 Tony JOHNSON	59	16.59
18 Maurice APRILE	Inv	27.40	8 Mick DAVIN	48	17.35
19 Ian ORR	48	27.43	9 Ian TREGEAR	49	17.36
20 Theresia BAIRD	57	27.45	10 Laurie CROUCH	59	17.39
21 Frank ALLEN	55	27.45	11 Dennis PHILLIPS	57	17.57
22 Howard REES	52	27.50	12 Ken HOUGH	54	18.57
23 Graeme STEVENS	57	27.51	13 Don CORRIE	49	19.53
24 Mick DAVIN	48	27.55	14 Lois SELLAR	67	21.21
25 Don MOSS	64	28.11	15 Jack GUBBINS	70	21.36
26 Russell JOHNSON	47	28.19	16 Don MOSS	64	22.06
27 Juan PEREZ	60	28.23	17 Roland BROWN	58	24.32
28 Peter FIELD	41	28.33	18 Juan PEREZ	60	24.32
29 Don CORRIE	49	28.39	<u>6 km Run</u>		
30 Tony JOHNSON	59	28.49	1 Maurice APRILE	30	22.26
31 Roland BROWN	58	28.51	2 Howard REES	52	25.07
32 Lou BUCCIERI	44	28.52	3 Bill HUGHES	57	25.08
33 Ian KRASKA	44	28.55	4 Lou BUCCIERI	44	25.51
34 Ron LITTLE	55	29.59	5 Alan DOUGLAS	53	27.48
35 Ken HOUGH	54	29.00	6 Kevin ONLEY	65	29.27
36 Alan DOUGLAS	53	29.09			
37 Reg WILLIAMS	49	29.33			

SPRINGVALE VENUE RESULTS - OCTOBER 99

20/10/99			27/10/99		
<u>100 metres Run</u>			<u>200 metres Run - Heat 1</u>		
1 Juan PEREZ	18	13.9	1 Bill HAINS	36	26.1
2 Ian KRASKA	44	14.3	2 John FREAME	49	27.4
<u>400 metres Run</u>			3 Ron MUIR	48	28.7
1 Bill HAINS	36	58.4	4 Leo CHARLES	66	30.8
2 Tony QUINN	34	58.9	<u>200 metres Run - Heat 2</u>		
3 John FREAME	49	62.4	1 Juan PEREZ	18	29.0
4 Ron MUIR	48	67.1	2 Mike HALL	60	29.2
5 Leigh CASSIDY	51	72.8	3 Peter FIELD	41	29.6
<u>3 km Walk</u>			4 Ian KRASKA	44	30.1
1 Tony JOHNSON	58	15.22	5 Ben FIELD	12	32.7
2 Tony DORAN	47	16.58	<u>800 metres Run</u>		
3 Penny HALL	59	20.00	1 Tony QUINN	34	2.24.2
4 Jenny FIELD	41	20.11	2 Peter FIELD	41	2.26.4
5 Kevin McGRATH	68	23.35	3 Ray O'CONNOR	61	2.31.4
<u>5 km Handicap Run</u>			4 Stan JORDAN	52	2.37.3
Final of Eric Greaves Memorial Series			5 Leigh CASSIDY	51	2.38.4
	Clock	Actual	6 Ben FIELD	12	3.40.7
<u>4 km Run</u>			<u>4 km Run</u>		
1 Jim SMITH	59	26.29	1 Maurice APRILE	30	14.16
2 Shaun KEMP	37	26.30	2 John NEWSOM	47	14.29
3 Celia JOHNSON	52	26.34	3 Ken BOOCOCK	40	14.38
4 Lois SELLAR	67	26.47	4 Alan BENNIE	52	14.47
5 Maurice APRILE	30	26.49	5 Rob CLUTTERBUCK	46	15.12
6 Lou BUCCIERI	44	26.50	6 Rod ZDANOWICZ	32	15.33
7 John NEWSOM	47	26.54	7 Peter FIELD	41	15.33
8 Peter FIELD	41	26.55	8 Bill IRVINE	51	15.59
9 Rob CLUTTERBUCK	46	26.56	9 Ross MARTIN	47	16.12
10 Alan DOUGLAS	54	26.57	10 Graeme STEVENS	57	16.15
11 Bill HUGHES	67	26.58	11 Ian ORR	48	16.15
12 Laurie CROUCH	59	27.01	12 Jim SMITH	58	17.06
13 Neil GRAY	51	27.02	13 Juan PEREZ	60	17.24
14 Russell JONSON	47	27.04	14 Ian TREGEAR	49	17.36
15 Paul MULLINS	59	27.05	15 Frank ALLEN	55	17.45
16 Ken BOOCOCK	41	27.08	16 Ian KRASKA	44	17.56
17 Neil PILLING	40	27.10	17 Laurie TELFER	50	18.40
18 Howard ROSS	54	27.11	18 Kevin ONLEY	65	19.19
19 Ian TREGEAR	49	27.19	19 Roland BROWN	58	19.43
20 Roland BROWN	58	27.22	20 Joy HERBERT	56	19.59
21 Howard REES	52	27.22	21 Ray O'CONNOR	61	19.59
22 Juan PEREZ	60	27.23	22 Don CORRIE	49	19.59
23 Bill IRVINE	41	27.24	23 Alan LARKINS	50	20.45
24 Charles LEHNE	40	27.24	24 Lois SELLAR	67	21.43
25 Kevin ONLEY	65	27.31	25 Don MOSS	65	22.05
26 Don MOSS	65	27.35	<u>8 km Run</u>		
27 Ian ORR	48	27.38	1 Bill HUGHES	66	31.57
28 Theresia BAIRD	58	27.41	2 Tony JOHNSON	59	34.13
29 Ken HOUGH	54	27.50	3 Paul MULLINS	59	35.25
30 Ross MARTIN	47	27.53	4 Celia JOHNSON	52	41.25
31 Ian KRASKA	44	28.24	<u>2 km Walk</u>		
32 Jack GUBBINS	70	28.46	1 Jenny FIELD	40	13.54
33 Don CORRIE	49	28.50	2 Penny HALL	58	13.54
34 Frank ALLEN	55	28.54	3 Claire McKERR		14.16
Congratulations to Jim SMITH who held off a			4 Vanna WALSH	52	14.35
Fast finishing Shaun KEMP, with Celia					
JOHNSON running on gallantly for 3rd. She just couldn't quite keep the trophy in the family as husband Tony's victory in last years inaugural event.					

## RESULTS FROM EAST BURWOOD OCTOBER

7/10/99 10 MIN WALK TIME TRIAL				2/4/6 K RUN, 2/4K WALK Cont.			
Phyllis GOSBELL	61	2L	395 m	29 John BELL	55	27.29	
Margaret SMITH	60	4L		30 Shirley COPPOCK	W	30.43	
Tina BAARSLAG	66	3L	340m	31 Ken NICHOLLS	W	68 33.34	
Shirley BUTH	63	2L	395 m	32 Marlene PETROFF	57	36.37	
Ken NICHOLLS	68	3L	130 m	33 Peter GRAY	W	45 41.53	
Shirley COPPOCK	63	3L	200 m	34 Wai RILEY	W	76 41.53	
Elaine RUTHERFORD	69	3L	210 m	<u>100 METRES HEAT 1</u>			
<u>80 METRE SPRINT</u>				1 Kerrin BRAITHWAITE	16.3		
1 Alan SINCLAIR	49	10.56		2 Jenny BLACK	36	17.3	
2 Andrew FRASER	57	10.90		3 Anne WEARNE	33	18.4	
3 Marlene JOHNS	35	11.35		4 Judy CORAM	50	18.4	
4 Kerrin BRAITHWAITE		12.29		<u>HEAT 2</u>			
5 Jenny FAWKES	41	12.70		1 Alan SINCLAIR	49	13.7	
<u>HEAT 2</u>				2 Marlene JOHNS	35	14.7	
1 John DONOVAN	30	11.31		3 Andrew FRASER	57	14.7	
2 Judy CORAM	50	13.50		<u>LONG JUMP</u>			
3 Anne WEARNE	33	14.51		1 Jenny FAWKES	3.55m		
4 Gwen DAVIDSON	76	15.64		2 Judy CORAM	3.03m		
<u>6 x 200m RELAY</u>				3 Jenny BLACK	2.69m		
1 John DONOVAN	30			<u>14/10/99 100m HANDICAP</u>			
Gerry CLARKE	60						
Colin PAGE	45	10.19.5		1 Jenny FAWKES	14	13.4	
Bob HAYES	61			2 Eddie STACK	17	13.7	
Stewart HANDASYDE				3 Jenny BLACK	17	13.9	
Alan SINCLAIR	49	10.22.8		4 Frank TUTCHEN	21	14.3	
Mark O'BRIEN	40			5 Gwen DAVIDSON	23	14.6	
Doug PETROFF	57			6 Judy CORAM	12	15.4	
Andrew FRASER	57	10.45.0		7 Vanna WALSH	15	17.2	
<u>2/4 K WALK, 2/4/6K RUN</u>				<u>HEAT 2</u>			
1 Mark O'BRIEN	40	6.33		1 Alan SINCLAIR	-9	13.3	
2 David SHEEHAN	52	7.17		2 John DONOVAN	-1	13.6	
3 Richard PIESSE	56	7.55		3 Andrew FRASER	-1	13.7	
4 Leo WATSON	58	8.56		4 Brian TAIT	1	14.0	
5 John CUNNINGHAM	54	9.09		5 Don McMAHON	+4	14.8	
6 Jenny FAWKES	41	9.13		6 Alex HARRIS	+8	15.1	
7 Bob HAYES	61	9.48		<u>1200M N.O.T. Nomin Clock</u>			
8 Kathy PRESTEGAR	49	9.49		1 Marg SMITH	8 40	7.35	
9 Don COX	63	10.05		2 Tina BAARSLAG	8 29	8.00	
10 Lloyd NICHOLS	58	10.44		3 Shirley COPPOCK	9 16	8.30	
11 Colin PAGE	45	11.42		4 Phyllis GOSBELL	9 08	8.48	
12 Bob LEWIS	71	12.23		5 Vern GERLACH	9 20	8.53	
13 Phyllis GOSBELL	W	61 16.41		6 Ken NICHOLLS	9 30	9.25	
14 Rob BAULCH	51	17.16		7 Bob PETRIE	9 21	10.28	
15 Marie O'BRIEN	40	17.36		8 Les CLARK	11 15	10.56	
16 Peter DODGSHUN	47	18.09		9 Peter GRAY	12 00	10.57	
17 Lavinia PETRIE	56	18.39		10 Shirley BUTH	12 10	10.58	
18 Bob HENDERSON	53	18.58		11 Christine GRAY	12 30	12.07	
19 Elaine RUTHERFORD	W	19.42		12 Grace SMITH	13 00	12.49	
20 Ray VALLANCE	54	20.38		<u>800 METRES</u>			
21 Christine GRAY	43	20.51		1 Alan SINCLAIR		2.30	
22 Ewen WILSON	46	21.17		2 Hector Azcurra	50	2.43	
23 John KERR	W	70 21.40		3 Doug PETROFF	57	2.43	
24 Geoff WHEELER	43	21.44		4 Annette PELGRIM	45	2.47	
25 Rita KERR	W	69 22.21		5 John BELL	55	2.48	
26 Margaret SMITH	60	22.26		6 Jenny FAWKES	41	2.51	
27 Coral MONK	51	22.28		7 Gordon STEPHEN	45	2.53	
28 Annette PELGRIM	45	26.43		8 Bob HENDERSON	52	2.54	

## RESULTS FROM EAST BURWOOD OCTOBER

14/10/99 800 METRES Cont.				6 LAP WALK, 12 LAP RUN N.O.T.Cont.			
9 Peter DODGSHUN	47	2.55		Nomin		Clock	
10 Rob BAULCH	51	3.05		29 Grace SMITH	26 10	27.14	
11 Bob HAYES	61	3.11		30 Marlene PETROFF	3205	28.10	
12 Alex HARRIS	70	3.15		31 Peter GRAY	29 00	28.17	
13 Gerry CLARKE	62	3.17		32 Phyllis GOSBELL	2940	29.36*	
14 Frank TUTCHENER	72	3.20		33 Bob LEWIS		29.51	
15 Lloyd NICHOLS	58	3.39		34 Coral MONK	25 27	29.52	
16 Vern GERLACH	74	4.01		* Trophy Winners - Congratulations			
<u>2 x 200 METRES</u>				<u>HIGH JUMP</u>			
1 A. FRASER/H. AZCURRA				1 John DONOVAN		145	
2 G. CLARKE/ J. DONOVAN				2 Jenny FAWKES		120	
3 E. STACK/ A. SINCLAIR				3 Alex HARRIS		115	
4 J. BURROWS/ B. TAIT				4 Gwen DAVIDSON		110	
5 D. PETROFF/ B. HAYES				5 Jenny BLACK		105	
6 A. WEARNE/ D. McMAHON				6 Heather MORRIS		100	
<u>60 METRES</u>				7 Judy CORAM		100	
1 Jan BURROWS	49	9.8		<u>21/10/99 800METRE WALK</u>			
2 Jenny BLACK	36	10.2		1 Tina BAARSLAG	66	5.13	
3 Judy CORAM	50	10.7		2 Elaine RUTHERFORD	70	5.33	
4 Anne WEARNE	33	11.0		3 Shirley COPPOCK	63	5.46	
5 Gwen DAVIDSON	76	11.6		4 Phyllis GOSBELL	61	6.02	
<u>HEAT 2</u>				5 Les CLARK	69	8.19	
1 Alan SINCLAIR	49	8.6		6 Tony MARTIN	71	8.19	
2 Andrew FRASER	57	8.8		7 Frank TUTCHENER	72	8.19	
3 Brian TAIT	57	9.0		8 Gerry CLARKE	62	8.19	
4 Don McMAHON	61	9.3		<u>1500 METRE HANDICAP H/C Clock</u>			
5 Eddie STACK	65	11.2		1 Gordon STEPHEN	1 45	7.58	
<u>6 LAP WALK, 12 LAP RUN N.O.T.</u>				2 John SUTTON	1 45	8.06	
				3 Marlene PETROFF	0 25	8.08	
				4 Doug PETROFF	2 20	10.03	
				<u>300 METRES HEAT 1</u>			
1 Don COX	5 laps	10.12		1 Gordon STEPHEN	45	50.44	
2 Trevor JUPP	5 laps	10.13		2 Richard PIESSE	56	51.35	
3 Peter LEIGH	8 laps	13.09		3 Eddie STACK	65	51.54	
4 Geoff WHEELER	17.15	17.20		4 Frank TUTCHENER	72	1.08	
5 Vanna WALSH	W	17 00 17.45		5 Judy CORAM	50	1.10	
6 Shirley COPPW	18 45	18.15		<u>HEAT 2</u>			
7 Rob CAHILL	18 40	18.44		1 Doug PETROFF	57	51.78	
8 Les CLARK	W	21 52 19.06		2 Jan BURROWS	49	56.72	
9 Ken NICHOLLS	W	19 20 19.09		3 Kerrin BRAITHWAITE		57.17	
10 Vern GERLACH	W	18 40 19.14		4 Lloyd NICHOLS	58	1.01	
11 Graham PHILPOTT	19 50	19.45		5 John SUTTON	56	1.02	
12 John BELL	22 30	20.51		<u>60 METRES</u>			
13 Rob BAULCH	21 00	21.01		1 Kerrin BRAITHWAITE		10.6	
14 Hector AZCURRA	20 20	21.04		2 Judy CORAM		50 11.0	
15 Shirley BUTH	25 00	21.31		<u>3/5 K RUN</u>			
16 Peter DODGSHUN	21 35	21.57		1 Jan BURROWS	49	4.12	
17 Annette PELGRIM	22 50	22.30		2 Eddie STACK	65	5.03	
18 John SUTTON	22 00	22.32		3 Marlene PETROFF	57		
19 Marg SMITH	25 05	22.51		4 Shirley COPPOCK	W	63	
20 Ray VALLANCE	22 55	22.54*		5 Murray HUTCHISON	50	12.16	
21 John McKarellar	2500	23.05		6 Sam DEFANIS	51	12.44	
22 Bob HAYES	21 10	23.09		7 Annette PELGRIM	45	13.06	
23 Frank TUTCH	25 30	24.03		8 Bob HENDERSON	53	13.48	
24 Christine GRAY	2430	24.19		9 John CUNNINGHAM	54	14.32	
25 Gerry CLARKE	24 00	24.28		10 Coral MONK	51	14.49	
26 Bob HENDERSON	24 00	25.35					
27 Kathie SCHLEGEL	2400	25.37					
28 Bob PETRIE	25 00	26.58					

## RESULTS FROM CROYDON VENUE - OCTOBER 1999

## RESULTS FROM EAST BURWOOD OCTOBER

## 21/10/99 3/5 K RUN Cont.

11	Gordon STEPHEN	45	16.25
12	Tony MARTIN	71	16.25
13	Phyllis GOSBELL	61	17.21
14	Ewen WILSON	46	17.25
15	Geoff WHEELER	43	17.50 <sup>P</sup>
16	Graham PHILPOTT	56	19.24
17	John SUTTON	56	24.30
18	Marg SMITH	60	25.49

## 28/10/99 100 METRES HEAT 1

1	Jenny FAWKES	41	15.32
2	Jan BURROWS	49	15.87
3	Kerrin BRAITHWAITE		16.42
4	Judy CORAM	50	17.32
5	Gwen DAVIDSON	76	18.71

## HEAT 2

1	Wendy MASTERS	34	15.14
2	Amanda LEE	43	15.76
3	Lloyd NICHOLS	58	16.88
4	Eddie STACK	65	17.69
5	Tony MARTIN	71	18.36

## HEAT 3

1	Alan SINCLAIR	49	12.57
2	Mark O'BRIEN	40	13.09
3	John DONOVAN	30	13.62
4	Andrew FRASER	57	14.12
5	Brian TAIT	57	14.67

## 600 METRE WALK

1	Tina BARSLAAG	66	3.39
2	Margaret SMITH	60	3.47
3	Elaine RUTHERFORD	70	3.58
4	Shirley COPPOCK	63	4.13
5	Phyllis GOSBELL	61	4.40
6	Tony MARTIN	71	4.41
7	Shirley BUTH	63	5.08
8	Norm KEITH	72	5.44
9	Alf HETHERTON	72	5.54
10	Grace SMITH	80	6.01

## 600 METRES

1	Colin PAGE	45	1.32
2	Mark O'BRIEN	40	1.36
3	Hector AZCURRA	50	1.45
4	Gordon STEPHEN	46	1.55
5	Doug PETROFF	57	1.56
6	Murray HUTCHISON	50	1.58
7	John BELL	55	2.04
8	Jenny FAWKES	41	2.05
9	John SUTTON	56	2.14
10	Alex HARRIS	70	2.20

## 200 METRES HEAT 1

1	Eddie STACK	65	33.69
2	Kerrin BRAITHWAITE		34.30
3	Lloyd NICHOLS	58	37.10
4	Judy CORAM	50	37.69
5	Tony MARTIN	71	40.15
6	Sue SUTTON	54	61.70

## HEAT 2

1	Hector AZCURRA	50	29.81
2	Richard PIESSE	57	31.24
3	Amanda LEE	43	31.95

## 28/10/99 200 M HEAT 2 Cont.

4	Jan BURROWS	49	33.13
5	Alex HARRIS	70	33.86
6	John SUTTON	56	36.76

## HEAT 3

1	Alan SINCALIR	49	25.19
2	Mark O'BRIEN	40	27.69
3	Gordon STEPHEN	46	28.65
4	Brian TAIT	57	29.12
5	John DONOVAN	30	30.75
6	Andrew FRASER	57	32.00
7	Doug PETROFF	57	34.69

## 4/8 LAP WALK, 12/25 LAP RUN

1	Norm KEITH	72	8.00
2	Elaine RUTHERFORD	70	12.19
3	Joy CURTIS W	57	12.31
4	Shirley BUTH W	63	14.28
5	Murray HUTCHISON	50	16.04
6	Grace SMITH W	80	17.17
7	Bob HENDERSON (10)	53	18.27
8	Bob CURTIS	57	19.26
9	Sam DEFANIS	51	19.46
10	Grant McDONOUGH	39	20.04
11	Wendy MASTERS	34	21.18
12	John CUNNINGHAM	54	21.49
13	Colin PAGE	45	21.55
14	Hector AZCURRA	50	22.12
15	John SUTTON	56	22.35
16	David NOBBS	59	23.20
17	Margaret SMITH	60	23.53
18	Shirley COPPOCK W	63	24.03
19	Gerry CLARKE	62	25.10
20	Coral MONK	51	26.14
21	Marlene PETROFF	57	29.53
22	Karen LeROSSIGNOL	46	30.53
23	Anne CALLAGHAN	62	31.27
24	Phyllis GOSBELL	61	31.27
25	Ewen WILSON	46	36.26
26	Geoff WHEELER	43	37.17
27	Neil PILLING	40	38.17
28	Graham PHILPOTT	56	39.25
29	Rob BAULCH	51	46.04
30	Kathie SCHLEGEL	37	46.28

## DISCUS

1	Judy CORAM	50	24.55
2	Jenny BLACK	36	19.54
3	Heather MORRIS	46	18.62
4	Jenny FAWKES	41	18.43
5	Barbara BROOKS	65	11.94

## 60 METRES HEAT 1

1	Jenny FAWKES	41	9.5
2	Jan BURROWS	49	9.7
3	Kerrin BRAITHWAITE	43	9.9
4	Gwen DAVIDSON	76	11.5

## HEAT 2

1	Alan SINCLAIR	49	8.4
2	Andrew FRASER	57	8.7
3	Brian TAIT	57	9.1

## 800 METRE WALK 5.10.1999

1	Alison THOMPSON	46	4.00
2	Jan WATSON	52	4.29
3	Terry DUNN	62	4.49
4	Barrie WICKS	59	4.58
5	Liz FELDMAN	51	5.04
6	Colin THOMPSON	51	5.15
7	Phyllis GOSBELL	61	5.19
8	Pam RICHARDS	59	5.31
9	Corrie DeGROOT	71	5.41
10	Rod NEAL	42	5.59
11	Vern GERLACH	74	6.00
12	John YATES	72	6.01
13	Pat CAVANAGH	58	6.06
14	Cindy FYSH	39	6.07
15	Beryl WHEELER	65	6.14
16	Denise SCHOLES-BR'N	56	6.38
17	Bob PETRIE	58	6.49
18	Lynette HILL	54	7.04
19	Frank TUTCHENER	72	7.28

## 50 METRE SPRINT 5.10.1999

1	Peter GRAY	45	7.6
2	Ashley RYAN	45	8.2
3	Jan WATSON	52	9.6
4	Kevin McLAUGHLAN	55	10.5
5	John YATES	72	11.0

## 1500 METRE RUN 5.10.1999

1	Colin PAGE	45	4.51
2	Rod NEAL	42	5.30
3	Glenn CLAUDEN	45	5.42
4	Cheryl HUMPHRIES	41	5.57
5	Colin THOMPSON	51	6.08
6	Ashley RYAN	45	6.09

## Q.Q.Q. HANDICAP HEAT 1 5.10.1999

		Clock	Actual
1	Ashley RYAN	45	111.3 62.3
2	Frank TUTCHENER	72	111.7 84.7
3	Colin PAGE	45	112.1 61.1
4	Colin THOMPSON	51	115.2 84.2
5	John YATES	72	118.6 102.6
6	Corrie DeGROOT	71	121.3 118.3
7	Peter GRAY	45	121.8 84.8
8	Terry DUNN	62	128.5 93.5
9	Bob PETRIE	58	133.0 104.0
10	Vern GERLACH	74	134.4 115.4
11	Kevin McLAUGHLAN	55	141.1 112.1

## 2/4/6KM WALK 5.10.1999

2km:			
1	Jan WATSON	52	13.26
2	Pam RICHARDS	59	13.58
6km:			
1	Liz FELDMAN	51	41.57

## 2/4/6KM RUN 5.10.1999

2km:			
1	Frank TUTCHENER	72	9.02
2	Cindy FYSH	39	9.28
3	Cec McKEOWN	59	10.05
4	Bob PETRIE	58	10.11
5	Margaret DUGUID	63	10.13
6	Vern GERLACH	74	12.02
7	Ron SMITH	50	11.10

## 4km:

1	Barrie WICKS	59	20.33
2	Peter GRAY	45	22.16
3	Phyllis GOSBELL	61	23.29
4	John YATES	72	23.43
5	Beryl WHEELER	65	27.44
6	Denise SCHOLES-BR'N	56	27.50

## 6km:

1	Colin PAGE	45	22.59
2	Glenn CLAUDEN	45	23.57
3	Ray MERIDA	55	24.20
4	Rod NEAL	42	24.39
5	Saul BAKAITIS	55	25.35
6	Jim INGHAM	53	27.31
7	Colin THOMPSON	51	28.16
8	Andrew TUNNE	41	29.03
9	AI WILLEY	60	29.41
10	Alison THOMPSON	46	30.38
11	Ashley RYAN	45	30.41
12	Ron BOYNE	65	31.41
13	Corrie DeGROOT	71	34.18
14	Pat CAVANAGH	58	34.35

## 1500 METRE WALK 12.10.1999

1	Alison THOMPSON	46	7.48
2	Rod NEAL	42	8.37
3	Terry DUNN	62	8.49
4	Jan WATSON	52	8.51
5	Barrie WICKS	59	9.14
6	Margaret SMITH	60	9.53
7	Colin THOMPSON	51	9.57
8	Pam RICHARDS	59	10.29
9	Corrie DeGROOT	71	10.52
10	Phyllis GOSBELL	61	11.22
11	John YATES	72	11.43
12	Norm CAMERON	55	12.07
13	Vern GERLACH	74	12.11
14	Beryl WHEELER	65	12.19
15	Lynette HILL	54	12.41
16	Peter GRAY	45	12.59
17	Bob PETRIE	58	13.02
18	Keiran SCHOLES	38	13.57
19	Denise SCHOLES-BR'N	56	14.00

## RESULTS FROM CROYDON VENUE - OCTOBER 1999

70 METRE SPRINT 12.10.1999		
1 Ron SMITH	50	11.4
2 Terry DUNN	62	13.2
3 John YATES	72	14.7
800 METRE RUN 12.10.1999		
1 Bert PELGRIM	43	2.12
2 Colin PAGE	45	2.16
3 Rod NEAL	42	2.44
4 Glenn CLAIKEN	45	2.53
5 Tony RUDDICK	40	3.00
6 Colin THOMPSON	51	3.04
7 Cheryl HUMPHRIES	41	3.04
8 Frank TUTCHENER	72	3.19
9 Terry DUNN	62	3.37
10 Vern GERLACH	74	4.23
300 METRE SPRINT 12.10.1999		
1 Colin PAGE	45	45.4
2 Ron SMITH	50	51.5
3 Russell OAKLEY	59	54.0
4 Norm CAMERON	55	55.8
5 Tony RUDDICK	40	56.7
6 Carolyn DICKSON	48	57.8
7 Frank TUTCHENER	72	62.5
8 Terry DUNN	62	66.6
2 OR 4KM WALK 12.10.1999		
2km:		
1 Vern GERLACH	74	16.23
2 Lynette HILL	54	17.56
4km:		
1 Jan WATSON	52	28.36
2 Pam RICHARDS	59	28.59
3 Pat CAVANAGH	58	30.11
Denise SCHOLES-BR'N(8Lps)	56	31.14
2/4/6/8/10KM RUN 12.10.1999		
2km:		
1 Russell OAKLEY	59	9.00
2 John YATES	72	10.39
3 Bob PETRIE	58	10.45
4 Lavinia PETRIE	56	10.46
5 Karen TRAVILL	43	10.47
6 Keiran SCHOLES	38	11.06
7 George SIMONS	64	11.19
8 Colin BROWNE	67	11.29
9 Beryl WHEELER	65	12.11
4km:		
1 Frank HARGREAVES	59	16.04
2 Rod NEAL	42	17.29
3 Frank TUTCHENER	72	19.04
4 Norm CAMERON	55	19.40
5 Alison THOMPSON	46	19.44
6 Margaret SMITH	60	19.49
7 Barrie WICKS	59	19.54

2/4/6/8/10KM RUN 12.10.1999			
4km: Contd.:			
8 Dot BROWNE	58	19.56	
9 Ron BOYNE	65	20.22	
10 Margaret DUGUID	63	20.32	
11 Ron SMITH	50	22.42	
12 Corrie DeGROOT	71	23.30	
13 Phyllis GOSBELL	61	24.02	
6km:			
1 Glenn CLAIKEN	45	24.24	
2 Ray MERIDA	55	25.36	
3 Tony RUDDICK	40	26.39	
4 Simon TENNANT	33	27.08	
5 Peter GRAY	45	37.17	
8km:			
1 Al WILLEY	60	40.32	
2 Andrew TUNNE	41	39.31	
10km:			
1 Bert PELGRIM	43	37.47	
2 Brian SIMMONS	43	39.30	
3 Saul BAKAITIS	55	41.27	
4 Colin PAGE	45	42.09	
5 Jim INGHAM	53	42.15	
6 Ian UREN	48	44.56	
7 Colin THOMPSON	51	46.16	
STANDING LONG JUMP 12.10.1999			
1 Keiran SCHOLES	38	2.31	
2 Terry DUNN	62	2.12	
3 George SIMONS	64	1.92	
4 Les CLARK	69	1.69	
5 Pat CAVANAGH	58	1.55	
6 Jan WATSON	52	1.10	
7 Beryl WHEELER	65	1.02	
1000 METRE WALK 19.10.1999			
Clock	Actual		
1 Keiran SCHOLES	38	7.54	7.04
2 Jan WATSON	53	8.08	5.38
3 Beryl WHEELER	65	8.32	6.42
4 Corrie DeGROOT	71	8.37	6.37
5 John YATES	72	8.41	7.31
6 Murray HUTCHISON	50	8.43	5.43
7 Pat CAVANAGH	59	8.45	7.20
8 Colin THOMPSON	51	8.46	6.21
9 Alison THOMPSON	46	8.55	4.55
10 Terry DUNN	62	8.59	5.44
11 Denise SCHOLES-BR'N	56	9.01	8.11
12 Barrie WICKS	59	9.02	6.02
13 Rod NEAL	42	9.03	5.03
14 Phyllis GOSBELL	61	9.04	6.54
15 Frank TUTCHENER	72	9.32	8.47

## RESULTS FROM CROYDON VENUE - OCTOBER 1999

100 METRE HANDICAP 19.10.1999				1200 METRE WALK 26.10.1999 Contd.																																																																																																																																																																																																																																																																																																																																						
	Clock	Mtrs.																																																																																																																																																																																																																																																																																																																																								
1 Simon TENNANT	33	12.8	0	5 Colin THOMPSON	51	8.07																																																																																																																																																																																																																																																																																																																																				
2 Rod NEAL	42	13.1	12	6 Pam RICHARDS	59	8.14																																																																																																																																																																																																																																																																																																																																				
3 John YATES	72	13.5	35	7 Corrie DeGROOT	71	8.26																																																																																																																																																																																																																																																																																																																																				
4 Jan WATSON	53	13.8	29	8 Pat CAVANAGH	59	9.02																																																																																																																																																																																																																																																																																																																																				
5 Keiran SCHOLES	38	17.7	0	9 Vern GERLACH	74	9.03																																																																																																																																																																																																																																																																																																																																				
6 Terry DUNN	62	18.3	12	10 Phyllis GOSBELL	61	9.18																																																																																																																																																																																																																																																																																																																																				
1000 METRE RUN 19.10.1999				1200 METRE WALK 26.10.1999 Contd.																																																																																																																																																																																																																																																																																																																																						
1 Rod NEAL	42	3.16		11 John YATES	72	9.35																																																																																																																																																																																																																																																																																																																																				
2 Glenn CLAIKEN	45	3.37		12 Peter GRAY	45	9.54																																																																																																																																																																																																																																																																																																																																				
3 Colin THOMPSON	51	3.53		13 Bob PETRIE	58	10.53																																																																																																																																																																																																																																																																																																																																				
4 Cheryl HUMPHRIES	41	3.58		200 METRE SPRINT 19.10.1999				60 METRE SPRINT 26.10.1999			1 Simon TENNANT	33	27.1		1 Ron SMITH	50	9.9	2 Frank TUTCHENER	72	38.7		2 Kevin McLAUGHLAN	55	10.2	3 Pat CAVANAGH	59	43.0		3 Terry DUNN	62	11.6	1KM WALK 19.10.1999				1500 METRE RUN 26.10.1999			1 Jan WATSON	53	6.11		1 Rod NEAL	43	4.53	2 Pat CAVANAGH	59	8.14		2 Russell OAKLEY	59	6.03	3 Ann PRYOR	35	8.15		3 Colin THOMPSON	51	6.08	2KM RUN 19.10.1999				Q.Q.Q. HANDICAP HEAT 2 26.10.1999				Clock	Actual			Clock	Actual	1 Phyllis GOSBELL	61	11.02		1 Ron SMITH	50	109.0	81.0	2 Beryl WHEELER	65	12.15		2 Peter GRAY	45	101.0	72.0	3 Denise SCHOLES-BR'N	56	12.18		3 Bob PETRIE	58	109.0	95.0	Keiran SCHOLES (2.2km)	38	15.33		4 Carolyn DICKSON	48	113.0	86.0	5KM HANDICAP RUN 19.10.1999				1500 METRE RUN 26.10.1999			1 Alison THOMPSON	46	29.43	24.23	1 Rod NEAL	43	4.53	2 John YATES	72	29.45	27.45	2 Russell OAKLEY	59	6.03	3 Rod NEAL	42	29.47	18.52	3 Colin THOMPSON	51	6.08	4 Ray MERIDA	55	30.19	19.39	4 Colin THOMPSON	51	6.08	5 Ian UREN	48	30.23	21.23	5 Simon TENNANT	33	113.0	64.0	6 Jim INGHAM	53	30.28	19.08	6 John YATES	72	113.0	103.0	7 Colin PAGE	45	30.30	18.10	7 Glenn CLAIKEN	45	113.0	70.0	8 Glenn CLAIKEN	45	30.45	19.35	8 Norm CAMERON	55			9 Barrie WICKS	59	30.55	24.40	9 Colin THOMPSON	51	118.0	87.0	10 Simon TENNANT	33	30.59	22.09	10 Murray HUTCHISON	50	120.0	78.0	11 Corrie DeGROOT	71	31.04	28.24	11 Kevin McLAUGHLAN	55			12 Colin THOMPSON	51	31.10	22.35	12 Anne CALLAGHAN	62			13 Carolyn DICKSON	48	31.38	24.33	13 Rod NEAL	43	Sorry, times not available		14 Saul BAKAITIS	55	31.42	20.07	14 Corrie DeGROOT	71			15 Murray HUTCHISON	50	32.03	21.03	15 Vern GERLACH	74			16 Frank TUTCHENER	72	32.09	26.04	16 Pat CAVANAGH	59			17 Margaret SMITH	60	32.26	25.36	17 Terry DUNN	62			18 Norm CAMERON	55	33.35	25.15	18 Anne CALLAGHAN	62			19 Bob PETRIE	58	35.57	26.42	19 Rod NEAL	43			1200 METRE WALK 26.10.1999				3/5/7KM RUN 26.10.1999				Clock	Actual			Clock	Actual	1 Alison THOMPSON	46	6.31		1 David SHEEHAN	52	11.24	2 Terry DUNN	62	7.05		2 Norm CAMERON	55	13.43	3 Barrie WICKS	59	7.21		3 Dot BROWNE	58	14.39	4 Margaret SMITH	60	7.52		4 Kevin McLAUGHLAN	55	15.49					5 Karen ARCHER	36	15.52					6 Carolyn DICKSON	48	16.27					7 John YATES	72	16.49					8 Pat CAVANAGH	59	16.56
200 METRE SPRINT 19.10.1999				60 METRE SPRINT 26.10.1999																																																																																																																																																																																																																																																																																																																																						
1 Simon TENNANT	33	27.1		1 Ron SMITH	50	9.9																																																																																																																																																																																																																																																																																																																																				
2 Frank TUTCHENER	72	38.7		2 Kevin McLAUGHLAN	55	10.2																																																																																																																																																																																																																																																																																																																																				
3 Pat CAVANAGH	59	43.0		3 Terry DUNN	62	11.6																																																																																																																																																																																																																																																																																																																																				
1KM WALK 19.10.1999				1500 METRE RUN 26.10.1999																																																																																																																																																																																																																																																																																																																																						
1 Jan WATSON	53	6.11		1 Rod NEAL	43	4.53																																																																																																																																																																																																																																																																																																																																				
2 Pat CAVANAGH	59	8.14		2 Russell OAKLEY	59	6.03																																																																																																																																																																																																																																																																																																																																				
3 Ann PRYOR	35	8.15		3 Colin THOMPSON	51	6.08																																																																																																																																																																																																																																																																																																																																				
2KM RUN 19.10.1999				Q.Q.Q. HANDICAP HEAT 2 26.10.1999																																																																																																																																																																																																																																																																																																																																						
	Clock	Actual			Clock	Actual																																																																																																																																																																																																																																																																																																																																				
1 Phyllis GOSBELL	61	11.02		1 Ron SMITH	50	109.0	81.0																																																																																																																																																																																																																																																																																																																																			
2 Beryl WHEELER	65	12.15		2 Peter GRAY	45	101.0	72.0																																																																																																																																																																																																																																																																																																																																			
3 Denise SCHOLES-BR'N	56	12.18		3 Bob PETRIE	58	109.0	95.0																																																																																																																																																																																																																																																																																																																																			
Keiran SCHOLES (2.2km)	38	15.33		4 Carolyn DICKSON	48	113.0	86.0																																																																																																																																																																																																																																																																																																																																			
5KM HANDICAP RUN 19.10.1999				1500 METRE RUN 26.10.1999																																																																																																																																																																																																																																																																																																																																						
1 Alison THOMPSON	46	29.43	24.23	1 Rod NEAL	43	4.53																																																																																																																																																																																																																																																																																																																																				
2 John YATES	72	29.45	27.45	2 Russell OAKLEY	59	6.03																																																																																																																																																																																																																																																																																																																																				
3 Rod NEAL	42	29.47	18.52	3 Colin THOMPSON	51	6.08																																																																																																																																																																																																																																																																																																																																				
4 Ray MERIDA	55	30.19	19.39	4 Colin THOMPSON	51	6.08																																																																																																																																																																																																																																																																																																																																				
5 Ian UREN	48	30.23	21.23	5 Simon TENNANT	33	113.0	64.0																																																																																																																																																																																																																																																																																																																																			
6 Jim INGHAM	53	30.28	19.08	6 John YATES	72	113.0	103.0																																																																																																																																																																																																																																																																																																																																			
7 Colin PAGE	45	30.30	18.10	7 Glenn CLAIKEN	45	113.0	70.0																																																																																																																																																																																																																																																																																																																																			
8 Glenn CLAIKEN	45	30.45	19.35	8 Norm CAMERON	55																																																																																																																																																																																																																																																																																																																																					
9 Barrie WICKS	59	30.55	24.40	9 Colin THOMPSON	51	118.0	87.0																																																																																																																																																																																																																																																																																																																																			
10 Simon TENNANT	33	30.59	22.09	10 Murray HUTCHISON	50	120.0	78.0																																																																																																																																																																																																																																																																																																																																			
11 Corrie DeGROOT	71	31.04	28.24	11 Kevin McLAUGHLAN	55																																																																																																																																																																																																																																																																																																																																					
12 Colin THOMPSON	51	31.10	22.35	12 Anne CALLAGHAN	62																																																																																																																																																																																																																																																																																																																																					
13 Carolyn DICKSON	48	31.38	24.33	13 Rod NEAL	43	Sorry, times not available																																																																																																																																																																																																																																																																																																																																				
14 Saul BAKAITIS	55	31.42	20.07	14 Corrie DeGROOT	71																																																																																																																																																																																																																																																																																																																																					
15 Murray HUTCHISON	50	32.03	21.03	15 Vern GERLACH	74																																																																																																																																																																																																																																																																																																																																					
16 Frank TUTCHENER	72	32.09	26.04	16 Pat CAVANAGH	59																																																																																																																																																																																																																																																																																																																																					
17 Margaret SMITH	60	32.26	25.36	17 Terry DUNN	62																																																																																																																																																																																																																																																																																																																																					
18 Norm CAMERON	55	33.35	25.15	18 Anne CALLAGHAN	62																																																																																																																																																																																																																																																																																																																																					
19 Bob PETRIE	58	35.57	26.42	19 Rod NEAL	43																																																																																																																																																																																																																																																																																																																																					
1200 METRE WALK 26.10.1999				3/5/7KM RUN 26.10.1999																																																																																																																																																																																																																																																																																																																																						
	Clock	Actual			Clock	Actual																																																																																																																																																																																																																																																																																																																																				
1 Alison THOMPSON	46	6.31		1 David SHEEHAN	52	11.24																																																																																																																																																																																																																																																																																																																																				
2 Terry DUNN	62	7.05		2 Norm CAMERON	55	13.43																																																																																																																																																																																																																																																																																																																																				
3 Barrie WICKS	59	7.21		3 Dot BROWNE	58	14.39																																																																																																																																																																																																																																																																																																																																				
4 Margaret SMITH	60	7.52		4 Kevin McLAUGHLAN	55	15.49																																																																																																																																																																																																																																																																																																																																				
				5 Karen ARCHER	36	15.52																																																																																																																																																																																																																																																																																																																																				
				6 Carolyn DICKSON	48	16.27																																																																																																																																																																																																																																																																																																																																				
				7 John YATES	72	16.49																																																																																																																																																																																																																																																																																																																																				
				8 Pat CAVANAGH	59	16.56																																																																																																																																																																																																																																																																																																																																				

MENTONE VENUE RESULTS

15/9/99  
5K WALK  
VENUE P'SHIP

1. Ian CASSELL	46	27.55
2. Sylvia MACHIN	58	32.11
3. Gordon GOURLAY	70	32.58
4. Maureen SEEDSMAN	62	32.59
Darrel POLGLASE	59	36.36
Ern WALKER	86	41.29
Jim MACHIN	69	39.03
Lori	48	39.07
Sheila HUNTER	59	45.43
John HAMILTON	63	41.31
Rae ATKINS	68	35.36
Nola FINN	63	43.20
John MORRISON	59	38.54
Beverly HUGO	59	36.29
Rodney FORD	58	30.26
Pam MEWS (31/2L)	64	14.08

29/9/99  
1500 METRES  
VENUE P'SHIP

1. Peter SMART	54	5.04.2
2. Louis WASER	53	5.41
3. Don HUGHES	62	6.41.1

50 METRES  
VENUE P'SHIP

1. Howard FOX	52	6.99
2. Mike JOHNSTON	78	8.04
3. Gordon GOURLAY	70	8.50
4. Glad WISHART	55	8.97

3K WALK  
VENUE P'SHIP

1. Sylviea MACHIN	58	18.35
2. Gordon GOURLAY	70	19.56
3. John MORRISON	59	20.40
Cathy HOLLOWAY	25	20.48
Nola FINN	63	60.8

5K RUN  
VENUE P'SHIP

1. Peter BENCE	50	18.54
2. Peter SMART	54	19.00
3. Peter WEEKS	45	19.52
Robert HURTING	38	22.00
DonHUGHES	62	26.41
Sonya McLENNAN	47	21.14
Doug WALLACE	58	22.54

6/10/99  
1200 METRES

1. Alan SINCLAIR	49	3.56.4
2. Col WARING	53	3.57.9

6/10/99 (cont)  
110 METRES E.T. TROPHY

1. Howard FOX	51	14.35
2. Bob WISHART	57	14.06
3. Mike JOHNSTON	78	16.77
Leo CHARLES	66	16.43
Glad WISHART	55	18.31
Nyala MILLAR	57	17.01
Alan SINCLAIR	49	14.08

3K WALK

1. Ian CASSELL	46	16.14
2. John MORRISON	59	20.36
3. Gill BUTLER	48	20.46
John BECK	63	21.08
Darrel POLYGLASE	59	21.24
John HAMILTON	63	24.32
Sheila HUNTER	59	25.56
Nola FINN	63	25.08
Rae ATKINS	68	21.04
Janette GUNN	46	22.08
Pam MEWS	64	23.14
Beverly HUGO	59	21.27

4 LAPS (3.336K) RUN

1. Neil BOYLE	45	13.28
1. Peter SMART	54	13.28
2. Louis WASER	53	13.38
3. Dick JEFFREY	56	13.40
4. Robert HURTING	38	13.48
5. Sonya McLENNON	47	13.56
6. Doug WALLACE	58	14.47
7. JanMORREY	59	14.51
8. Greg MAULDON	62	15.21
8. Ray KEMP	72	15.21
9. G.MORRIS	35	15.33
10. Marion PERAZZO	48	15.37
11. Joy HERBERT	56	15.51
12. Jan GARRARD	51	17.24
13. Sylvia MACHIN	58	18.14
14. Ashley PAGE	59	18.37
15. Don HUGHES	62	18.56

13/10/99  
150 METRES E.T.

1. Mike JOHNSTON	78	23.10
2. Stephen YOUNG	47	21.20
3. Leo CHARLES	66	22.17
Howard FOX	52	19.20
Bob WISHART	57	19.04
Glad WISHART	55	25.9
Nyala MILLAR	57	23.30

1 MILE

1. Alan SINCLAIR	49	5.46
2. Stephen YOUNG	47	6.17.3

MENTONE VENUE RESULTS

13/10/99 (cont)  
3K E.T. WALK TROPHY

1. Gordon GOURLAY	70	20.00
2. Ian CASSELL	46	16.06
3. Gwen STEED	57	17.50
F.BROOKS	65	19.13
John BECK	63	21.11
Kevin McGRATH	68	24.09
Darrel POLYGLASE	59	21.09
John MORRISON	59	20.38
Nola FINN	63	25.24
Janette GUNN	46	21.52
Rae ATKINS	68	20.57

6K RUN

1. Peter SMART	54	22.85
2. P.	49	23.03
3. Peter WEEKS	45	24.40
4. Louis WASER	53	25.10
5. Robert HURTING	38	25.52
6. Ray KEMP	72	26.05
7. Doug WALLACE	58	27.16
8. John WAITE	58	28.30
9. Marion PERAZZO		28.56
10. Greg MAULDON	62	29.08
11. Jan GARRARD	51	31.45
12. DonHUGHES		31.57
Viv CASH (2K)		9.55

OCEANIA 2000  
10th  
Oceania  
VETERAN GAMES



Organisers:  
Athletics Norfolk Island  
For:  
The Oceania Association of  
Veteran Athletes

RESULTS FROM CROYDON VENUE - OCTOBER 1999

3/5/7KM RUN 26.10.1999 Contd.  
5km:

1 Ray MERIDA	55	19.32
2 Murray HUTCHISON	50	19.47
3 Frank HARGREAVES	59	20.22
4 Simon TENNANT	33	22.27
5 Margaret SMITH	60	24.22
6 Peter GRAY	45	27.00
7 Corrie DeGROOT	71	28.46
8 Ron SMITH	50	30.32
9 Phyllis GOSBELL	61	32.40
10 Anne CALLAGHAN	62	32.41
Lavinia PETRIE (4km)	56	16.29
Saul BAKAITIS (16.5 Laps)	55	24.39

3/5/7KM RUN 26.10.1999 Contd.  
7km:

1 Colin PAGE	45	25.53
2 Rod NEAL	43	27.02
3 Glenn CLAUDEN	45	28.25
4 Andrew TUNNE	41	32.01
5 Ian DUTHIE	55	32.21
6 Colin THOMPSON	51	32.55
7 Al WILLEY	60	35.52
3KM WALK 26.10.1999		
1 Alison THOMPSON	46	18.54
2 Barrie WICKS	59	19.00
3 Pam RICHARDS	59	21.18
4 Vern GERLACH	74	23.13





RESULTS OF MEETINGS HELD AT CAULFIELD - OCTOBER 1999

4K RUN - 26.10.99

	Actual
PETER BENICE	50 14.22
JIM BERRINGTON	43 14.30
GRAHAM PHILPOTT	56 15.19
PETER FIELD	41 15.53
NEIL SALVANO	47 15.54
JIM McLURE	53 16.04
DENIS THORNTON	44 16.08
FRANK NEIL	61 16.09
KEVIN ARMSTRONG	38 16.22
DOUG WALLACE	58 16.57
KEVIN BROWNE	63 17.12
JOHN WAITE	58 17.32
ERIC LESBIREL	48 17.53
PAUL LYNCH	50 18.21
JACK CLARKE	66 18.33
PETER BATTRICK	56 18.38
MARK BENJAMIN	62 18.42
JANE STURZAKER	46 19.00
DAVID JONES	62 19.07
JOHN MAHONEY	59 19.09
CELIA JOHNSON	52 19.28
PETER McGRATH	60 19.40
RODNEY FORD	58 19.45
KENNY HILL	56 20.31
JUDY WINES	61 20.34
ROBERT STURZAKER	44 21.41
IMELDA LESBIREL	46 22.35
PAUL MEREDITH	38 22.52

3K WALK - 26.10.99

	Actual
TONY JOHNSON	59 16.28
JANET HOLMES	46 16.53
GWEN STEED	57 17.25
SANDRA MIDDLETON	50 18.51
JANIS WRIGHT	49 19.33
FRANK WARREN	73 19.52
RON BILSTON	55 19.56
JENNY FIELD	41 20.44
DARREL POLGLASE	60 21.18
VIC HARLEY	73 21.43
MARGARET BEAUMONT	61 22.04
NATALIE KING	57 22.08
IAN BEAUMONT	63 22.13
DES MIDDLETON	52 22.58
RALPH FIELD	85 24.14
NOLA FINN	63 25.39
JAN GLOURY	26.24

1500 MTRS E/T - 26.10.99

	Est	Actual
PETER FIELD	41 4.58	4.51.6
LESLEY GRIMES	39 5.80	5.06.6
JENNY STEPHENS	40 5.10	5.14.7
STEPHEN YOUNG	47 6.20	5.51.7
JOHN WAITE	58 6.10	6.03.4

200 MTR H/C - 26.10.99

ALAN SINCLAIR	48 32.6	9 Secs
BOB WISHART	57 32.94	8 Secs
HOWARD FOX	52 33.0	8 Secs
DON PRITCHARD	49 33.4	5 Secs
RAY O'CONNOR	62 33.5	4 Secs
KEVIN MARION	63 33.6	5 Secs
STEPHEN YOUNG	47 33.74	7 Secs
BRIAN HOLCOMBE	54 33.8	5 Secs
EDDY STACK	65 34.1	Go
PETER FIELD	41 34.3	5 Secs
LEO CHARLES	66 34.5	4 Secs
GLAD WISHART	55 35.4	Go
JOHN WAITE	58 35.4	1 Secs

NOTICE TO ALL MANAGERS

IT IS ESSENTIAL THAT I RECEIVE RESULTS FROM THE GROUNDS BY THE SEVENTH OF EACH MONTH, AT THE LATEST.

PETER COLTHUP. O.A.M.  
EDITOR  
AROUND THE GROUNDS

KNOX VETERANS ANNUAL HANDICAP HALF MARATHON

INDIVIDUAL AND TEAM EVENT

WEDNESDAY  
8<sup>th</sup> DECEMBER 1999


6.30PM START

CELEBRATE THE  
YEAR 2000

FRIDAY 31<sup>ST</sup> OF DECEMBER  
WITH THE CAULFIELD VETS NEW  
YEAR SUPPER DANCE

\$15.00 PER HEAD

SPOT PRIZES  
BYO 8:30PM TO 1:30AM



SUPPER PROVIDED  
LIMIT 80 PEOPLE  
JUKE BOX 500 SELECTIONS  
CONTACT RAY KEMP 9555-9886

## RESULTS FROM DONCASTER VENUE - OCTOBER 1999

## 60 METRE SPRINT 4.10.1999

## Heat 1:

1 Bernard BLUMEL	45	8.5
2 Tom LEONG	58	9.2
3 June REEVES	54	9.5
4 Kathy SKULTETY	57	10.1
5 Jan BURROWS	49	10.4
6 Kevin McLAUGHLAN	55	10.7

## Heat 2:

1 Craig QUILTY	35	7.8
2 Phil ROSEVEAR	50	8.2
3 Stuart WHITE	28	8.5
4 Bob GRACE	54	8.6
5 Tino FULGENZI	51	9.8
6 Marlene JOHNS	35	10.7

## 100 METRE SPRINT 4.10.1999

## Heat 1:

1 Marlene JOHNS	35	14.3
2 Jim SHAND	61	15.4
3 June REEVES	54	15.7
4 Kathy SKULTETY	57	16.7
5 Jan BURROWS	49	17.2
6 Kevin McLAUGHLAN	55	17.5

## Heat 2:

1 Craig QUILTY	35	12.5
2 Alan SINCLAIR	49	13.0
3 Phil ROSEVEAR	50	13.1
4 Bernard BLUMEL	45	13.5
5 Bob GRACE	54	14.0
6 Tino FULGENZI	51	14.1

## 300 METRE SPRINT 4.10.1999

## Heat 1:

1 Craig QUILTY	35	42.2
2 Stuart WHITE	28	43.3
3 Phil ROSEVEAR	50	46.2
4 Bernard BLUMEL	45	47.2

## Heat 2:

1 Marlene JOHNS	35	47.2
2 Jim SHAND	61	47.6
3 Tino FULGENZI	51	49.5
4 Tom LEONG	58	51.4
5 Lyn JAMIESON	45	52.1
6 June REEVES	54	52.6
7 Kathy SKULTETY	57	55.6
8 Petrina TROWBRIDGE	52	55.9

## 1600 METRE RUN 4.10.1999

1 Alan SINCLAIR	49	6.07
2 Petrina TROWBRIDGE	52	6.19
3 Lyn JAMIESON	45	6.30

## 2000 METRE WALK 4.10.1999

1 Andrew JAMIESON	53	9.06
-------------------	----	------

## 4KM RUN 4.10.1999

1 Stuart WHITE	28	15.53
2 Tek YEO	57	18.33

## 100 METRE SPRINT 11.10.1999

## Heat 1:

1 Craig QUILTY	35	14.3
2 Jim SHAND	61	14.4
3 Marlene JOHNS	35	14.8
4 Tom LEONG	58	15.4
5 Alex HARRIS	70	16.2
6 Kerrin BRAITHWAITE	43	16.7
7 Judy CORUM	50	17.5
8 Antonella WEARNE	33	18.8

## Heat 2:

1 Martin HODGSON	41	12.3
2 Stuart WHITE	28	12.5
3 Alan SINCLAIR	49	12.9
4 Phil ROSEVEAR	50	13.2
5 Bernard BLUMEL	45	13.9
6 Craig QUILTY	35	14.1
7 Bob GRACE	54	14.3

## 200 METRE SPRINT 11.10.1999

## Heat 1:

1 Craig QUILTY	35	27.9
2 Marlene JOHNS	35	28.9
3 Jim SHAND	61	29.5
4 Bob GRACE	54	30.2
5 Tom LEONG	58	31.5
6 Kerrin BRAITHWAITE	43	35.3
7 Petrina TROWBRIDGE	52	37.7
8 Judy CORUM	50	38.3

## Heat 2:

1 Martin HODGSON	41	24.7
2 Alan SINCLAIR	49	25.5
3 Stuart WHITE	28	26.5
4 Phil ROSEVEAR	50	27.1
5 Craig QUILTY	35	27.6
6 Bernard BLUMEL	45	28.8

## 600 METRE RUN 11.10.1999

1 Stuart WHITE	28	1.38
2 Alan SINCLAIR	49	1.56
3 Lyn JAMIESON	45	1.58
4 Craig QUILTY	35	2.01
5 Phil ROSEVEAR	50	2.07
6 Bernard BLUMEL	45	2.07
7 Petrina TROWBRIDGE	52	2.08
8 Alex HARRIS	70	2.20
9 Jim SHAND	61	2.27

## 3KM RUN 11.10.1999

1 Petrina TROWBRIDGE	52	11.54
2 Stuart WHITE	28	12.29
3 Andrew JAMIESON (w)	53	13.33

## RESULTS FROM DONCASTER VENUE - OCTOBER 1999

## 60 METRE SPRINT 18.10.1999

## Heat 1:

1 Jim SHAND	61	8.7
2 Nyala MILLAR	57	9.3
3 June REEVES	54	9.5
4 Kerrin BRAITHWAITE	43	10.0
5 Judy CORUM	50	10.1
6 Kathy SKULTETY	57	10.5
7 John WAITE	58	11.8

## Heat 2:

1 Craig QUILTY	35	7.6
2 Alan SINCLAIR	49	7.9
3 Phil ROSEVEAR	50	8.1
4 Bob GRACE	54	8.4
5 Peter BENCE	50	8.8
6 Marlene JOHNS	35	8.9
7 Murray ADAM	56	9.3

## 200 METRE SPRINT 18.10.1999

## Heat 1:

1 John WAITE	58	33.5
2 Jan BURROWS	49	33.9
3 Kerrin BRAITHWAITE	43	34.8
4 Kathy SKULTETY	57	36.0
5 Petrina TROWBRIDGE	52	37.1
6 Judy CORUM	50	38.2

## Heat 2:

1 Peter BENCE	50	30.1
2 Murray ADAM	56	30.5
3 Nyala MILLAR	57	31.6
4 June REEVES	54	31.9
5 Lyn JAMIESON	45	33.1

## Heat 3:

1 Alan SINCLAIR	49	25.7
2 Craig QUILTY	35	26.0
3 Phil ROSEVEAR	50	27.4
4 Bob GRACE	54	28.6
5 Marlene JOHNS	35	28.9
6 Jim SHAND	61	29.5

## 800 METRE RUN 18.10.1999

1 Peter BENCE	50	2.18
2 Richard TREMBATH	57	2.40
3 Lyn JAMIESON	45	2.44
3 Alan SINCLAIR	49	2.44
5 John WAITE	58	2.56
6 Petrina TROWBRIDGE	52	2.57

## 60 METRE SPRINT 25.10.1999

## Heat 1:

1 Kerrin BRAITHWAITE	43	9.7
2 John WAITE	58	9.8
3 Kevin McLAUGHLAN	55	10.0
4 Kathy SKULTETY	57	10.2

## 60 METRE SPRINT 25.10.1999

## Heat 2:

1 Craig QUILTY	35	7.7
2 Alan SINCLAIR	49	8.0
3 Phil ROSEVEAR	50	8.1
4 Bob GRACE	54	8.4
5 Jim SHAND	61	8.9
6 Murray ADAM	56	9.1

## 100 METRE SPRINT 25.10.1999

## Heat 1:

1 Bob GRACE	54	13.2
2 Jim SHAND	61	13.7
3 Murray ADAM	56	14.5
4 Tom LEONG	58	15.0
5 Jason ROSS	35	15.5

## Heat 2:

1 Craig QUILTY	35	12.2
2 Alan SINCLAIR	49	12.6
3 Phil ROSEVEAR	50	12.8
4 Peter BENCE	50	13.8

## Heat 3:

1 Alex HARRIS	70	15.6
2 John WAITE	58	15.9
2 Jan BURROWS	49	15.9
4 Kerrin BRAITHWAITE	43	16.7
5 Kathy SKULTETY	57	17.4
6 Kevin McLAUGHLAN	55	17.4

## 400 METRE SPRINT 25.10.1999

## Heat 1:

1 Denise HARDMAN	49	74.5
2 Jan BURROWS	49	76.7
3 John WAITE	58	78.2
4 Petrina TROWBRIDGE	52	81.2
5 Kerrin BRAITHWAITE	43	81.2
6 Lavinia PETRIE	56	83.4
7 Kathy SKULTETY	57	86.2

## Heat 2:

1 Alan SINCLAIR	49	57.9
2 Craig QUILTY	35	58.4
3 Peter BENCE	50	60.6
4 Richard TREMBATH	57	61.8
5 Jim SHAND	61	69.1
6 Phil ROSEVEAR	50	70.8
7 Kevin McLAUGHLAN	55	83.9

## 2KM WALK 25.10.1999

1 Kerrin BRAITHWAITE	43	14.02
----------------------	----	-------

## 2 OR 4KM RUN 25.10.1999

## 2km:

1 Petrina TROWBRIDGE	52	7.36
2 Peter BENCE	50	7.36
3 John WAITE	58	8.22
4 Craig QUILTY	35	8.35

COLLINGWOOD VENUE  
5 OCTOBER 1999

70 metres

1	Jay KAMENE	Inv	9.35
2	Liz MITCHELL	56	12.20
3	Don WARDEN	75	13.10

1200 metres

1	Mike LETCH (W/C)	48	3.24.23
2	Paul JOLLEY	Inv	3.24.34
3	Patrick KELLY	Inv	3.45.03
4	Ken DUXBURY	45	3.50.58
5	Gerard ADRIAN	39	4.03.66
6	Robert DUNNING	42	4.05.94
7	Wasył DROSDOWSKY	48	4.29.61
8	Bill HARRISON	57	4.34.01
9	Ian GAINNEY (W/C)	47	4.35.78
10	Gary BELL	45	4.46.72
11	Alan FRYDAY	52	4.53.81
12	Peter JOHNSTONE	62	5.57.47
13	Heather JOHNSTONE	55	6.14.06
14	Bryan KELLY	51	6.36.69
15	Keith MOODY	55	6.42.83

300 metres Heat 1

1	Mario MUSCAT	45	53.00
2	Denise HARDMAN	49	56.10
3	Don WARDEN	75	1.06.58
4	Allison DROSDOWSKY	Inv	1.06.70
5	Keith MOODY	55	1.20.58

300 metres Heat 2

1	Gerard ADRIAN	39	44.37
2	Ian McLEOD	54	44.60
3	Bruce GIBBS	50	44.90
4	Jay KAMENE	Inv	49.14

15 Minute Time Trial

	Actual	Estd			diff
		Laps	m	L m	
1	Mike LETCH (W/C)	48	13		
2	Robert DUNNING	42	10	60	
3	Westly WINDSOR	55	10	10	0
4	Rod BAYLEY	53	9	200	8 300 +300
5	Mal BROWN	58	9	45	8 130 +315
6	Keith LODGE	68	8	390	
7	Graeme PAUL	45	8	255	9 -145
8	Kerry WALKER	Inv	8	190	
9	Gary BELL	45	8	80	7 200 +280
10	Ray HARBERT	60	8	60	8 +60
11	Len HALLETT	50	8	50	8 300 -250
12	Denise HARDMAN	49	7	375	
13	Ian MORGAN	53	7	350	8 -50
14	Val McLEOD	52	7	210	7 +210
15	Rob WILSON	54	7	80	7 200 -120
16	John NOONAN	56	7	50	7 200 -150
17	Bryan KELLY	51	7	50	7 +50
18	John PEACOCK	63	7	25	7 200 -175
19	Bill HARRISON	57	6	210	8 -510
20	Don WARDEN	75	5	355	6 -45
21	Ray BEALE	55	4	320	4 +320

30 Minute Time Trial

	Actual	Estd			diff
		Laps	m	L m	
1	Ted PAULIN	61	19	215	19 210 +5
2	John POCOCK	56	16	340	16 +340
3	Shirley YOUNG	69	15	280	15 100 +180
4	Mario MUSCAT	45	15	260	15 200 +60
5	Liz MITCHELL	56	13	310	15 -490
6	John MITCHELL	58	12	360	
7	Les CATIONS	41	10	200	9 90 +510
8	Lorraine BEALE	57	10	90	10 +90

COLLINGWOOD VENUE  
12 OCTOBER 1999

120 metres Handicap

1	Colin OSBORN	Inv	Scr	15.45
2	Don WARDEN	75	30m	15.90
3	Liz MITCHELL	56	25m	16.25
4	Jay KAMENE	Inv	5m	16.54
5	Bryan KELLY	51	20m	19.45

600 metres

1	Patrick KELLY	Inv	1.36.00
2	Gerard ADRIAN	39	1.38.80
3	Ken DUXBURY	45	1.48.35
4	Bruce GIBBS	50	1.51.70
5	Wasył DROSDOWSKY	48	2.00.60
6	Westly WINDSOR	55	2.07.55
7	Barry BOYD	54	2.15.12
8	Denise HARDMAN	49	2.18.10
9	Alan FRYDAY	52	2.22.57
10	Mario MUSCAT	45	2.22.95
11	John POCOCK	56	2.27.35
12	Bryan KELLY	51	2.30.58
13	Peter JOHNSTONE	62	2.45.40
14	Liz MITCHELL	56	2.52.70
15	Heather JOHNSTONE	55	3.03.20
16	Glenys BRAIN		3.13.12
17	Christine GRIFFITHS (W)	50	3.53.55
18	Carol RYAN (W)	55	4.08.00

200 metres

1	Colin OSBORN	Inv	26.50
2	Jay KAMENE	Inv	29.03
3	Gerard ADRIAN	39	29.84
4	Don WARDEN	75	38.80
5	Liz MITCHELL	56	39.58
6	Bryan KELLY	51	41.79

3000 metres

1	Graeme PAUL	45	12.32
2	Wasył DROSDOWSKY	48	13.43
3	Denis HARDMAN	49	13.51
4	Bryan KELLY	51	14.18
5	Ray HARBERT	60	14.23

6	Ron YOUNG	67	14.23
7	John NOONAN	56	15.37
8	Rob WILSON	54	15.49
9	Liz MITCHELL	56	17.04
10	Christine GRIFFITHS	50	17.16
11	Don WARDEN	75	20.01
12	Les CATIONS	41	22.35
13	Ray BEALE	55	23.52

5000 metres

1	Barry BOYD	55	21.17
2	John POCOCK	56	22.03
3	John MITCHELL	58	24.21
4	Mario MUSCAT	45	24.38
5	John PEACOCK	63	24.55
6	Val McLEOD	52	25.27
7	Patrick KELLY	Inv	25.28

COLLINGWOOD VENUE  
19 OCTOBER 1999

100 metres

1	Shane JOLLEY	Inv	12.24
2	Paul JOLLEY	Inv	12.75
3	Colin OSBORNE	Inv	12.94
4	Jay KAMENE	Inv	14.52
5	Keith HOWDEN	54	14.90
6	Glen McELDOWNEY	42	15.58
7	Troy KAMENE	Inv	17.97
8	Glenyse BRAIN	54	24.40

1600 metres

1	Ian GAINNEY (W/C)	47	4.58
2	Ken DUXBURY	45	5.15
3	Gerard ADRIAN	39	5.30
4	Barry BOYD	55	5.41
5	Mike BOYLEN	59	5.48
6	Paul JOLLEY	Inv	5.52
7	Shane JOLLEY	Inv	5.53
8	Keith MOODY	55	6.03
9	Ron YOUNG	68	6.23
10	Alan FRYDAY	52	6.24
11	John POCOCK	56	6.41
12	Ian MORGAN	54	6.42

RESULTS FROM KNOX VENUE - OCTOBER 1999

13	Ray HARBERT	60	6.44
14	Denise HARDMAN	49	6.45
15	Mario MUSCAT	45	6.51
16	Shirley YOUNG	69	7.21
17	Glen McELDOWNNEY	42	7.30
18	Christine GRIFFITHS (W)	50	11.28

8	Wasył DROSDOWSKY	48	2.46.03
9	Barry BOYD	55	2.53.54
10	Sarah McNAMARA	Inv	2.53.59
11	Denise HARDMAN	49	2.59.00
12	Bryan KELLY	51	3.05.85
13	John PEACOCK	63	3.09.35
14	Peter JOHNSTONE	62	3.24.56
15	Christine GRIFFITHS (Walk)	50	5.32.61

2000 metres

1	Patrick KELLY	Inv	6.42
2	Westly WINDSOR	55	7.11
3	Mike BOYLEN	59	8.01
4	Denise HARDMAN	49	9.09
5	Mario MUSCAT	45	9.26
6	Bruce GIBBS	50	10.41
7	Christine GRIFFITHS	50	11.49
8	Les CATIONS	42	13.09

300 metres

1	Keith MOODY	55	44.21
2	Bruce GIBBS	50	44.27
3	Gerard ADRIAN	39	48.48
4	Bryan KELLY	51	62.39

4000 metres Spiral Handicap

4000 metres

1	Ian GAINNEY (W/C)	47	13.43
2	Ted PAULIN	61	15.01
3	Barry BOYD	55	15.39
4	Rod BAYLEY	52	16.16
5	Graeme PAUL	45	16.38
6	Keith LODGE	68	17.48
7	Ron YOUNG	68	17.48
10	John PEACOCK	63	18.14
11	Tek YEO	57	19.21
12	Shirley YOUNG	69	19.43
13	Lorraine BEALE	57	28.43

		Clock	Hcap	Actual
1	Westly WINDSOR	55	20.42	5.50 14.52
2	Shirley YOUNG	69	21.29	2.30 18.59
3	Glen McELDOWNNEY	42	21.36	3.20 18.16
4	Ted PAULIN	61	21.46	7.05 14.41
5	Mario MUSCAT	45	21.47	4.15 17.32
6	Ian MORGAN	53	21.49	3.45 18.04
7	Ray HARBERT	60	21.51	4.30 17.21
8	John POCOCK	56	22.03	4.40 17.23
9	Mike BOYLEN	59	22.12	5.40 16.32
10	Gary BELL	45	22.27	5.00 17.17
11	Rod BAYLEY	53	22.29	6.05 16.24
12	John NOONAN	56	22.31	1.05 21.26
13	Wasył DROSDOWSKY	48	22.43	4.20 18.23
14	Ken SENIOR	53	22.48	6.10 16.38
15	John PEACOCK	63	23.14	5.10 18.04
16	Rob WILSON	54	23.15	5.05 18.10
17	Bryan KELLY	51	23.19	4.50 18.29
18	Patrick KELLY	Inv	23.26	6.55 16.31
19	Ian GAINNEY (W/C)	47	23.31	9.55 13.36
20	Ron YOUNG	68	23.43	5.20 18.23
21	Sheila MEYER (Walk)	43	24.14	- 24.14
22	Carol RYAN	55	24.36	- 24.36
23	Robert DUNNING (+1 lap?)	42	25.16	6.40 18.36
24	Barry BOYD (+1 lap?)	54	26.10	6.35 19.35
25	Lorraine BEALE	57	28.13	- 28.13
26	Ray BEALE	55	28.22	- 28.22
27	Christine GRIFFITHS	50	29.31	0.20 29.11
29	Les CATIONS	41	30.30	- 30.30

COLLINGWOOD VENUE  
26 OCTOBER 1999

100 metres

1	Glen McELDOWNNEY	42	16.26
2	Keith MOODY	55	16.26
3	Bryan KELLY	51	22.97

800 metres

1	Patrick KELLY	Inv	2.14.69
2	Ian GAINNEY (W/C)	47	2.14.69
3	Gerard ADRIAN	39	2.18.99
4	Ken DUXBURY	45	2.29.26
5	Keith MOODY	55	2.35.76
6	Westly WINDSOR	55	2.37.24
7	Mike BOYLEN	59	2.40.90

3X3X2MIN SPRINT 27/10/99

	DIST
Green/Murrihy/Leversha	3500m
McRae/Smith/Callamatta	3700m
Nordhoff/Watts/Nordhoff	3670m
Twining/Leversha/Mai	3650m
Boyd/Carr/King	3230m
Warburton/Appleby/Clark	3450m

100 METRES SPRINT 27/10/99

	AGE	TIME
Niall Mai	27	12.50
Wayne Glover	Inv	12.80
Neville Smith	40	13.12
Andrew Watts	44	13.46
Noel Fairburn	38	13.83
Ken Clark	45	14.34
Dave Leversha	47	17.98

300 METRES SPRINT 27/10/99

	AGE	TIME
Chris Callamatta	46	44.88
Wayne Glover	Inv	45.26
Noel Fairburn	38	46.50
Ken Clark	45	53.31

15/20/30min RUN 27/10/99

	AGE	DIST
15min		
Graeme Leticq	44	10L 60mt
Joel King	45	8L
Jock Cravana	61	7L 110mt
Noel Fairburn	38	7L 80mt
Chas McRae	67	7L 80mt
10min		
David Murrihy	42	12L 100mt
10min		
Rob Drew	45	18L 50mt
Mick Carr	46	17L 250mt
Anne McPherson	43	16L 280mt

SUN, 07-NOV-99 11:00  
 ROB JAY CURTIS

RESULTS FROM KNOX VENUE - OCTOBER 1999

2000 METRES SPRINT 6/10/99

	AGE	TIME
Gary Stewart	54	7.00
Phil Twining	50	7.01
Andrew Nordhoff	Inv	7.03
Phil Kenington	43	7.07
Chris Calamatta	46	7.31
David Nordhoff	Inv	7.44
Phil Twining	39	7.55
Lyn Leversha	46	8.31

400 METRES SPRINT 6/10/99

	AGE	TIME
Neville Smith	40	1.00.80
Mark Mathews	41	1.02.42
Shaun Exton	39	1.02.68
Noel Fairburn	38	1.05.45
Doug Armstrong	49	1.07.91

100 METRES SPRINT 6/10/99

	AGE	TIME
HEAT 1		
Doug Armstrong	49	15.46
David Nordhoff	Inv	16.52
Dave Leversha	47	18.06
Angela Kogge	28	18.51
Lyn Leversha	46	18.81

HEAT 2

Tim Kenington	Inv.	14.82
Noel Fairburn	38	14.90
Shaun Calamatta	Inv.	15.50
Gary Stewart	54	17.30

3/4/5 KM RUN 6/10/99

	AGE	TIME
3Km		
Glenn Claiden	45	11.13
David Murrhy	42	11.15
David Leversha	47	11.34
Bill Long	43	13.02
Andrew Nordhoff	Inv.	13.30
George Simons	64	15.35
Noel Fairburn	38	15.50

4Km

Lyn Leversha	46	16.58
Angela Kogge	28	21.24

3/4/5 KM RUN 6/10/99 cont.

	AGE	TIME
5Km		
Peter Nordhoff	42	17.31
Paul Twining	50	17.38
Graeme Leticq	44	17.49
Shaun Calamatta	Inv	17.56
Tim Kenington	Inv	18.44
Gary Stewart	54	19.18
Mark Mathews	41	19.55
Chris Calamatta	46	20.02
Phil Twining	39	20.35
David Rolfe	53	21.45
Phil Kenington	43	21.46
Ron Milsome	52	22.28
Shaun Exton	39	22.34
Anne McPherson	43	22.35
Mick Carr	46	22.36
Neville Smith	40	22.38

1200 METRES SPRINT 13/10/99

	AGE	TIME
Paul Twining	50	3.46
Niall Mai	27	3.57
Simon Brewer	29	3.57
Gary Stewart	44	4.06
Andrew Nordhoff	Inv.	4.13
Glenn Claiden	45	4.22
Phil Twining	39	4.28
Ken Clarke	45	4.29
Dave Leversha	47	4.32
Neville Smith	40	4.40
Lavinia Petrie	56	5.17

60 METRES SPRINT 13/10/99

	AGE	TIME
Noel Fairburn	38	8.50
Joel King	48	9.01
Ken Clarke	45	9.27
Dave Leversha	47	10.97

4/8 KM RUN 13/10/99

	AGE	TIME
4Km		
Shaun Calamatta	Inv.	13.50
Peter Nordhoff	42	13.58

RESULTS FROM KNOX VENUE - OCTOBER 1999

4/8 KM RUN 13/10/99 cont.

	AGE	TIME
4Km		
Naili Mai	27	15.13
Simon Brewer	29	15.30
David Rolfe	53	17.01
Brian Mee	62	17.02
Ken Clarke	45	17.23
Dave Leversha	47	17.59
Lyn Leversha	46	18.01
Garry Cantwell	39	19.18
Lavinia Petrie	56	19.19
Joel King	48	19.23
Noel Fairburn	38	19.31
Jock Cravana	61	20.23
Chas McRae	67	20.39
Bob Petrie	58	20.47
Rob Drew	45	20.48
George Simons	64	23.18

6Km

Ron Milsome	53	27.24
Tom Boyd	34	27.26

8Km

Graeme Leticq	43	29.16
Paul Twining	50	30.33
Gary Stewart	54	30.35
Bill Long	43	30.36
Phil Twining	50	32.26
Glenn Claiden	45	32.29
Neville Smith	40	36.52

EST DIST 3M 26SEC. 20/10/99

	AGE	DIST
Gerry Clarke	62	805 mt
Chas McRae	67	823 mt *
Tom Boyd	33	1025 mt
Paul Twining	50	110mt

400 MTS H/C SPRINT 20/10/99

	AGE	H/C TIME	ACT TIME
Wayne Glover	Inv.	1.27.42	1.07.42
Niall Mai	27	1.27.89	1.00.89
Andrew Watts	44	1.31.23	1.01.23
Simon Brewer	29	1.33.38	1.06.38
Neville Smith	40	1.35.21	1.00.21*

400 MTS H/C SPRINT 20/10/99 cont.

	AGE	H/C TIME	ACT TIME
Noel Fairburn	38	1.35.53	1.02.53
Neville Warburton	38	1.35.88	1.04.88
Daniel Mathews	Inv	1.36.41	1.16.41
Gary Stewart	53	1.36.80	1.08.80
John Green	55	1.37.01	1.16.01
Ken Clarke	45	1.37.66	1.12.66
David Nordhoff	Inv	1.39.64	1.15.64
Gerry Clarke	62	1.40.29	1.15.29
Chas McRae	67	1.41.94	1.33.94
Chris Calamatta	43	1.46.96	1.12.96
Dave Leversha	47	1.52.19	1.38.19

10 LAP SPIRAL H/C RUN 20/10/99

	AGE	H/C TIME	ACT TIME
Neville Smith	40	21.33	18.33*
Sharon Grundy	37	21.35	18.30
Joel King	48	21.37	20.07
Anne McPherson	43	21.37	18.02*
John Green	55	21.48	19.48
David Rolfe	53	21.50	16.30
Neville Warburton	38	21.55	16.15
Tom Boyd	33	21.55	15.55
David Twining	22	21.59	16.29
Chas McRae	67	22.08	21.08
Glenn Claiden	45	22.08	16.23
Dave Leversha	47	22.12	16.02
Graeme Leticq	44	22.20	14.35
Tim Kenington	Inv.	22.20	15.10
Niall Mai	27	22.22	16.12
Gerry Clarke	62	22.28	20.08
Peter Nordhoff	42	22.29	14.54
George Simons	64	22.29	22.19
Bill Long	43	22.33	18.33
Gary Stewart	54	22.33	15.23
Ken Clark	45	22.40	18.40
Lyn Leversha	46	22.47	18.47
Paul Twining	50	23.03	15.18
Kevin Appleby	42	23.11	17.31
Gary Cantwell	39	23.11	18.41
Simon Brewer	29	23.14	17.14
Noel Fairburn	38	23.31	

\* trophy winners

LATROBE VALLEY VENUE RESULTS						Winter 1999		
TRACK EVENTS								
Name	Age	Time	Name	Age	Time	Name	Age	Time
<b>MENS 60 Metres</b>			<b>MENS 1500 Metres</b>			<b>LADIES 60 Metres</b>		
Leon BOURKE	38	8.95	Leon BOURKE	38	374.00	Andrea GELINIC	30	9.61
John WILSON	44	8.52	Terry O'NEILL	43	317.20	Sue EVANS	36	10.00
Bob CONNELL	49	7.90	John WILSON	45	276.59	Marion JONES	55	11.33
Jim JONES	55	10.70	Bob CONNELL	49	430.01	<b>LADIES 100 Metres</b>		
Howard SMITH	58	9.03	Jim JONES	55	489.00	Andrea GELINIC	30	16.16
Leo COFFEY	69	8.74	Howard SMITH	58	383.04	Sue EVANS	36	16.57
Ray ELLIS	69	13.97	John EYRE	63	436.00	B. NOTMAN	43	15.20
<b>MENS 100 Metres</b>			<b>MENS 2000 Metres</b>			<b>LADIES 200 Metres</b>		
Leon BOURKE	38	14.58	Ray ELLIS	69	487.00	Andrea GELINIC	30	35.10
John WILSON	44	13.87	<b>MENS 2000 Metres</b>			Sue EVANS	36	34.50
Bob CONNELL	49	13.38	Leon BOURKE	37	606.00	<b>LADIES 400 Metres</b>		
Howard SMITH	58	15.94	John WILSON	44	421.98	Andrea GELINIC	30	85.22
Leo COFFEY	69	14.93	Bob CONNELL	49	635.00	Sue EVANS	36	94.00
<b>MENS 200 Metres</b>			<b>MENS 3000 Metres</b>			<b>LADIES 800 Metres</b>		
Leon BOURKE	38	29.67	Ray ELLIS	69	679.00	Andrea GELINIC	30	207.00
Peter TONKIN	41	29.48	<b>MENS 3000 Metres</b>			Sue EVANS	36	246.00
Colin FLOWERS	43	24.75	Ian CORNTHWAITE	37	593.00	<b>LADIES 1500 Metres</b>		
Dennis STEVENS	44	26.53	Leon BOURKE	38	832.00	Andrea GELINIC	30	468.79
John WILSON	45	27.04	Peter TONKIN	41	632.00	Sue EVANS	36	544.10
Bob CONNELL	49	29.12	Dennis STEVENS	44	735.00	B. NOTMAN	43	419.00
Vern CURNOW	54	37.42	John WILSON	45	633.00	<b>LADIES 2000 Metres</b>		
Howard SMITH	58	31.70	Bob CONNELL	49	1076.75	Andrea GELINIC	30	677.65
Leo COFFEY	69	29.81	Howard SMITH	58	850.00	Sue EVANS	36	812.00
Ray ELLIS	69	51.52	Ray ELLIS	69	940.00	<b>LADIES 3000 Metres</b>		
<b>MENS 400 Metres</b>			<b>MENS 5000 Metres</b>			<b>LADIES 3000 Metres</b>		
Terry O'NEILL	43	69.00	John WILSON	44	1264.48	Andrea GELINIC	30	932.58
John WILSON	44	59.72	Ian TWITE	44	1170.40	Sue EVANS	36	1182.00
Bob CONNELL	49	73.92	<b>MENS 1200 Metre Walk</b>			<b>LADIES 1200 Metre Walk</b>		
Howard SMITH	58	83.50	Terry O'NEILL	43	366.00	Doris ELLIS	69	689.00
Leo COFFEY	69	77.94	<b>MENS 3000 Metre Walk</b>			<b>LADIES 3000 Metre Walk</b>		
Ray ELLIS	69	112.91	Terry O'NEILL	43	958.00	Sandra HOWORTH		427.00
<b>MENS 800 Metres</b>			<b>MENS 5000 Metres</b>			<b>LADIES 3000 Metre Walk</b>		
Ian CORNTHWAITE	37	138.00	John WILSON	44	1582.00	Doris ELLIS	70	1581.00
Leon BOURKE	38	159.00						
Peter TONKIN	41	142.00						
Terry O'NEILL	43	154.00						
Dennis STEVENS	44	144.06						
John WILSON	45	133.00						
Bob CONNELL	49	209.87						
Howard SMITH	58	187.00						
Leo COFFEY	69	200.44						
Ray ELLIS	69	250.00						

LATROBE VALLEY VENUE RESULTS						Winter 1999		
FIELD EVENTS								
Name	Age	Time	Name	Age	Time	Name	Age	Time
<b>MENS High Jump</b>			<b>MENS Discus</b>			<b>LADIES High Jump</b>		
Leon BOURKE	38	1.15	Leon BOURKE	37	21.15	Andrea GELINIC	30	1.10
John WILSON	44	1.30	Bruce EVANS	39	19.38	<b>LADIES Long Jump</b>		
Bob CONNELL	49	1.20	Mark H-POWELL	41	17.14	Andrea GELINIC	30	3.15
<b>MENS Long Jump</b>			<b>MENS Javelin</b>			<b>LADIES Triple Jump</b>		
Leon BOURKE	37	3.98	Leon BOURKE	37	28.71	Andrea GELINIC	30	5.97
John WILSON	44	4.31	Leon BOURKE	37	28.71	Sue EVANS	36	6.98
Bob CONNELL	49	4.17	Mark H-POWELL	41	14.85	Heather H-POWELL	37	6.41
Vern CURNOW	53	3.86	John WILSON	45	30.80	Julie CONNELL	47	4.88
<b>MENS Triple Jump</b>			<b>MENS Hammer Throw</b>			<b>LADIES Discus</b>		
Leon BOURKE	38	9.23	Leon BOURKE	37	14.01	Andrea GELINIC	30	23.04
John WILSON	45	9.48	Mark H-POWELL	41	19.49	Heather H-POWELL	37	14.93
Bob CONNELL	49	9.15	John WILSON	44	11.53	B. NOTMAN	43	19.33
Howard SMITH	58	7.88	Bob CONNELL	49	28.78	Julie CONNELL	47	12.70
Leo COFFEY	69	8.90	Vern CURNOW	53	17.62	<b>LADIES Javelin</b>		
<b>MENS Shot Putt</b>			<b>MENS Weight Throw</b>			<b>LADIES Javelin</b>		
Leon BOURKE	38	6.79	Mark H-POWELL	41	6.47	Andrea GELINIC	30	23.04
Bruce EVANS	39	7.65	John WILSON	44	4.44	Sue EVANS	36	14.45
Mark H-POWELL	41	6.47	Bob CONNELL	49	9.06	Heather H-POWELL	38	13.46
John WILSON	44	7.23	John WILSON	44	4.44	Julie CONNELL	47	10.17
Bob CONNELL	49	9.22	Bob CONNELL	49	9.06	<b>LADIES Hammer Throw</b>		
Vern CURNOW	53	8.04				<b>LADIES Hammer Throw</b>		
						<b>LADIES Weight Throw</b>		
						<b>LADIES Weight Throw</b>		
						<b>LADIES Weight Throw</b>		
						<b>LADIES Weight Throw</b>		

Despite a relatively low attendance over our first Winter competition we survived. The above results are a summary of the best performances over the 1999 Winter.

**THE BAD NEWS**  
This Summer will provide a real test for, not only our Vets, but for Latrobe Valley Athletics in general. Our track is to be closed from the 1st December through to Mid February (Most of our Season) for a full resurface, forcing us to hold 3 Meetings at WARRAGUL and 3 Meetings at TRARALGON.

**THE GOOD NEWS**  
With the upgaded track we hope to be able to, in the future, introduce a LATROBE VALLEY VETERANS ATHLETIC CHAMPIONSHIP into the VVAC Calendar.

## FRANKSTON VENUE

3000 metre run 14.10.99

1	Peter WHITE	31	9.57
2	Rowan WHITE	Inv	10.50
3	David PAINTER	57	11.39
4	Ian MUIR		11.40
5	Gary ANDERSON		11.43
5	Gary MEYER	44	11.45
7	Allan ALDERSON	48	12.02
8	Bob FREEMAN	52	13.49
9	George SYMONS		14.16
10	Sandra HOWARTH	36	15.13
10	Tony NEMARIC	47	15.13

1000 metre run 14.10.99

1	Charlie MALLIA	50	3.26
2	David PAINTER	57	3.33
3	Gary MEYER	44	3.41
4	Lindsay BEATON	49	4.34
5	Tony NEMARIC	47	4.49
6	Sandra HOWARTH	36	5.04
7	Marg McCORMACK	54	5.20

2000 metre walk 21.10.99

1	John HALLO	57	11.43
2	Stan ROSS	61	12.36
3	Marg McCORMACK	54	13.23
4	Carmel PARKER	34	13.29
5	Denise LEGGETT	40	13.38
6	Jean LEGGETT	63	13.40
7	Sylvia ROSS	61	14.53
8	Cath LEATHAM	57	15.37
	Bevan DAVIS	70	13.04
	4 laps		

2000 metre run 21.10.99

1	Charlie MALLIA	50	7.12
2	Ian MUIR		7.13
3	Allan ALDERSON		7.55
4	Dale BRUCE	39	8.19
5	Bob FREEMAN	52	8.49
6	Sandra HOWARTH	36	9.36
	Graeme SIMMONS	61	DNF

2000 metre PARLAUF 28.10.99

## TEAM 1 5.06.63

	Peter WHITE	Inv
	Dale BRUCE	39
	Charlie MALLIA	50
	Bob FREEMAN	52
	Sandra HOWARTH	36

## TEAM 2 5.10.21

	Ian MUIR	55
	David PAINTER	57
	Tom LANE	44

## FRANKSTON VENUE

100 metre sprint 28.10.99

1	Peter TUCKETT	40	12.33
2	Dale BRUCE	39	12.45
3	Ross KENT	57	13.43
4	Tom GERRARD	51	13.46
5	Graeme RICHARDS	54	13.60
6	Syd ELKS	74	16.31

800 metre run 28.10.99

1	Ian MUIR		2.31
2	Tom LANE	44	2.36
3	David PAINTER	57	2.48

200 metre sprint 28.10.99

1	Peter TUCKETT	40	24.91
2	Dale BRUCE	39	26.13
3	Graeme RICHARDS	54	26.28
4	Ross KENT	57	26.60
5	Tom GERRARD	51	27.72

2800 metre walk 28.10.00

1	John HALLO	57	16.46
2	Marg McCORMACK	54	19.45
3	Jean LEGGETT	63	19.54
4	Syd ELKS	74	19.57
5	Cath LEATHAM	57	22.06

1600 metre walk 28.10.99

1	Gwen STEED	57	9.02
2	KathyWESTHORP	38	10.34
3	Mel OSBORNE	55	10.46
4	Penny HALL	59	11.00
5	Wendy SEERS	57	11.30
6	Jayne CARTER	48	11.51
7	Ken WILLIAMS	69	11.58
8	Mary ELKS	71	13.52
8	Bevan DAVIS	70	13.52

3200 metre run 28.10.99

1	Rowan WHITE	Inv	11.25
2	Peter WHITE	Inv	11.25.5
3	Charlie MALLIA	50	11.59
4	Tom LANE	44	12.12
5	David PAINTER	57	12.26
6	Ken WHYTE	53	12.28
7	Allan ALDERSON	48	12.30
8	Gary MEYER	44	13.29
9	John WALLACE	55	13.55
10	Bob FREEMAN	52	14.42
11	Rodney FROD	58	14.50
12	Sandra HOWARTH	36	15.55

## GEEFLONG VENUE RESULTS

## OCTOBER, 1999

5.75KM Cross Country

		<u>6/10/99</u>
Kim HENDERSON	40	19:57
John JACOBI	34	20:02
Paul STEWART	39	20:10
Barry JOHNS	31	20:26
Jeff WALKER	52	20:39
Ron CAMPBELL	56	22:10
Max WRIGHT	48	22:19
Gary GIBSON	46	22:31
Gary ELLIOTT	47	22:43
Sean BLOOD	36	23:31
John SHARPLES	48	23:33
Glenn WREST	35	23:43
Mike McAVOY	65	24:01 (R)
Tom BLOOD	59	25:41
John WILLIGEN	52	25:51
Bob SEAMER	54	26:04
Geoff CORN	42	26:20
Horacio PEREIRA	49	26:51
Alan FOOT	57	26:56
Janet MICHAEL	52	27:31
Reg QUELCH	51	29:36
Brian WOODS	62	30:16

3KM Cross Country

Chris COLLEY	48	11:34
Clive PAISLEY	48	12:35
Neil MacDONALD	42	12:35
Cheryl REYNOLDS	39	13:34
Jill COYTE	44	13:34
Jean KNOX	72	18:37
Brenda RILEY	59	18:37
	<u>4000 Metres Div. 1.</u>	<u>13/10/99</u>
Steve OLDFIELD	35	13:09
Barry JOHNS	31	13:40
John JACOBI	34	13:41
Paul STEWART	39	13:42
Jeff WALKER	52	13:57
Brad SAUNDERS	35	14:30
Ron CAMPBELL	56	14:56
Max WRIGHT	48	14:57
John SHARPLES	48	15:11
Clive PAISLEY	48	15:20
Gary GIBSON	46	15:29
Brenda RILEY	59	17:45

Div. 2.

James STANLEY	30	15:18
Mike McAVOY	65	15:56
Glenn WREST	35	16:08
Brian McHUTCHISON	48	16:18
Gary MERRIMAN	42	16:48
John WILLIGAN	52	16:53
Reg QUELCH	51	16:54
Sharon SCHNYDER	35	17:00
Gary STRATTON	52	17:48
Milan JELENKO	39	18:49
Denise SMITH	42	18:51
Janet MICHAEL	52	19:09

Mick O'HALLORAN	45	19:15
Alan FOOT	57	19:18
Sue STRATTON	49	19:23
Brian SMITH	40	19:33
Dawn SKOLTOCK	32	19:52
Brian WOODS	62	20:16
	<u>400 Metres</u>	
Glenn WREST	35	1:08.2
Mike McAVOY	65	1:09.2 (R)
Mick O'HALLORAN	45	1:17.2
Dawn SKOLTOCK	32	1:28.1
Alan FOOT	57	1:28.8
John SHARPLES	48	1:29.6
Brian WOODS	62	1:44
	<u>6.8KM Cross Country</u>	<u>20/10/99</u>
Maurice ASHWORTH	38	23:31
Barry JOHNS	31	24:05
Paul STEWART	39	24:14
Jeff WALKER	52	24:55
Anthony LOFT	37	25:18
Ron CAMPBELL	56	25:42
Max WRIGHT	48	25:57
Michael PANCKRIDGE	37	26:29
Gary GIBSON	46	27:20
Geoff PURNELL	44	28:45
Brian McHUTCHISON	48	29:23
John CAULFIELD	51	29:48
Cheryl REYNOLDS	39	30:44
Horacio PEREIRA	49	30:53
Tom BLOOD	59	30:55
Gary STRATTON	52	31:51
Alan FOOT	57	30:32
Janet MICHAEL	52	33:36
Sue STRATTON	49	33:41
Marie BLOOD	57	36:08
Brian WOODS	62	36:12
Barbara BRIGHT	45	37:00
	<u>3KM Cross Country</u>	
Paul SCHNYDER	37	10:03
Neil MAURER	35	12:01
Mike McAVOY	65	12:22(R)
Neil MacDONALD	42	12:46
Chris COLLEY	48	13:05
Jill COYTE	44	13:37
Denise SMITH	40	13:39
	<u>3000 METRES Div. 1.</u>	<u>27/10/99</u>
Maurice ASHWORTH	38	9:45
John JACOBI	34	9:54
Paul STEWART	39	10:01
Geoff CLARK	50	10:04
Jeff WALKER	52	10:11
Anthony LOFT	37	10:15
John SHARPLES	48	10:35
Ron CAMPBELL	56	10:43
Max WRIGHT	48	10:51
Gary GIBSON	46	10:55
Clive PAISLEY	48	11:00
Michael PANCKRIDGE	37	11:02
Geoff PURNELL	44	11:20
Phil VERNON	38	11:33



Neil MacDONALD	42	11:48
Stephen BARKEN	56	13:14
<u>3000m Div. 2.</u>		
Mike McAVOY	65	11:28.16(R)
Glenn WREST	35	11:28.39
Neil MAURER	36	11:39
Reg QUELCH	51	12:22
Horacio PEREIRA	49	12:55
Graeme KILFOYLE	39	12:58
Tom BLOOD	59	13:10
Denise SMITH	40	13:23
Gary STRATTON	52	13:24
Janet MICHAEL	52	13:46
Brian SMITH	42	13:55
Sue STRATTON	49	14:13
Dawn SCOLTOCK	32	14:21
Brian WOODS	62	14:45
<u>1500 METRES</u>		
Geoff CLARK	50	5:00.6
John SHARPLES	48	5:01.9
Glenn WREST	35	6:00
Stephen BARKEN	56	6:57
Dawn SCOLTOCK	32	7:13
Reg QUELCH	51	7:13
Brian WOODS	62	7:22
<u>3000 METRES WALK</u>		
Brenda RILEY	59	16:48
Jean KNOX	72	19:56

FOR SALE

1989 MAGNA SEDAN  
 ONE OWNER Just over 150,000 Kms  
 Immaculate condition inside.  
 Recently had overhaul, \$1,500.00  
 Owner requires smaller car.  
 \$5,000.00 O.N.O.

Peter COLTHUP 9795 1169.

WANTED TO BUY.

TWO HIGH JUMP MATS  
 Bob CONNELL 03 5174 0761

Latrobe Valley Veterans

# In Memorium

The club was saddened to learn of the passing on this week of the club's most valuable member - Someone Else.

Someone Else's passing creates a vacancy that will be difficult to fill. Someone has been with the club since it first started and did far more than any normal person's share of the work.

Whenever there was a job to do, a social function to attend, funds to be raised, or a meeting to attend, one name was on everyone's lips. "Let Someone Else do it".

It was common knowledge that Someone Else was one of the largest contributors of time to the club; whenever there was a need for volunteers, everyone just assumed Someone Else would volunteer. Someone Else was a wonderful person - sometimes appearing superhuman, but a person can only do so much. Now it is realized, everybody expected too much.

Someone Else left a wonderful example to follow, but who is going to do the things Someone Else did?

When you are asked to help, remember - WE CANNOT DEPEND ON SOMEONE ELSE ANY MORE - WHY NOT VOLUNTEER NOW!

# PARLOUF RELAY

Inter-venue Challenge  
 East Burwood

Thursday 18th November 1999

A great night is promised for everyone: sprinters, walkers, runners, spectators and pancake connoisseurs. The program will include a 2km nominate own time walk, a 1600m Parlouf Relay and a 10km Parlouf Relay followed by a fantastic pancake supper. Trophies or prizes for all events.

*This year new rules for the 10km Challenge Section will be tested in an attempt to determine the future format of the event.*

*Please note that the 10km Fun Run Section will remain unchanged. As in past years it allows for teams of five to run an aggregate distance of 10km to a nominated team time in a minimum of three rounds (i.e. each member must run at least three times).*

The program and race rules are available at your venue now.

This is a great opportunity to get together with your fellow club mates to enjoy friendly competition and plenty of chat over fantastic pancakes. So please mark the date in your diary and start training now.

**ADVERTISERS WANTED**

We have room for a few small advertisements in future copies of 'AROUND THE GROUNDS'  
 Have you a business you would like the members to be aware of?

By advertising through us, you will be helping to keep our magazine free to members, as well as helping yourself.

The cost to you is very small. For further information, please ring me on 9795 1169.

Peter Colthup - Editor

**SOUTHERN PENINSULA  
OCTOBER 99 RESULTS.**

**SUNDAY 3RD.**

**70 MTRS. Heat one.**

			<b>THE 300 MTR HANDICAP</b>		
			AGE	HCP	TIME
Meredith RADFORD	38	11:84	Rhys BALDWIN	11	75 40:40
Jessica SIMPSON	9	12:04	Ian ORR	48	48 41:45
Julie CHRISTIE	40	12:88	Meredith RADFORD	38	67 41:81
Jackie TAYLOR	52	13:05 PB	Jessica SIMPSON	9	75 43:17
Lee POWNALL	56	13:97	Max BROOK	63	40 42:53
Patricia HARRISON	50	14:29 PB	Victoria RADFORD	13	42 42:72
Maggie GORMAN	58	15:89	Jackie TAYLOR	52	70 43:17
			Bryan BALDWIN	39	---
			Stephan POLATIDIS	62	65 43:53
			Daniel SIMPSON	15	40 43:78
			Vasilis POLATIDIS	15	32 43:98
			Alan RADFORD	48	3 44:31
			Russ CHRISTIE	41	22 45:35
			Ken TAYLOR	54	49 46:04
			Barry FRY	56	---
			Bernard POWNALL	53	30 50:15
			Bill CARR	50	45 52:90
			Patricia HARRISON	50	80 53:91

**Heat two.**

Max BROOK	63	10:63	Vasilis POLATIDIS	15	32 43:98
Vasilis POLATIDIS	15	10:83	Alan RADFORD	48	3 44:31
Victoria RADFORD	13	11:01	Russ CHRISTIE	41	22 45:35
Ian ORR	48	11:37 PB	Ken TAYLOR	54	49 46:04
Ken TAYLOR	54	11:70	Barry FRY	56	---
Stephan POLATIDIS	62	11:92	Bernard POWNALL	53	30 50:15
Rhys BALDWIN	12	12:37 PB	Bill CARR	50	45 52:90
			Patricia HARRISON	50	80 53:91

**Heat three.**

Bryan BALDWIN	39	9:40	RHYS TUNES UP WITH A PB IN THE 70 MTRS BEFORE GETTING REALY SERIOUS IN THE 300 TO HOLD OFF THE HEARD AND WIN THE HANDICAP.		
Alan RADFORD	48	10:18	BRYAN OFF SCRATCH RECORDS THE ONLY PB AS THE FIRST 11 FINISH UNDER THE EXPECTED TIME OF 44 SECONDS. SNEAKY IAN ORR, ENJOYS A RETURN TO FORM FOR YET ANOTHER HANDICAP WIN IN THE OLDIES DIVISION OF THE EVENT.		
Barry FRY	56	10:43			
Russ CHRISTIE	41	10:65			
Daniel SIMPSON	15	11:01			
Kelvin BALDWIN	9	13:73 PB			

CLOCKER JOHN WARMS UP HIS FINGER ON SOME CLOSE 70 MTR. FINISHES, THEN, AFTER FIRING THE GUN FOR THE 18 STARTERS IN THE 300 MTR. EVENT IN THE BACK STRAIGHT, IS WITH CLOCK, ON THE FINISH LINE FOR THE CHARGE DOWN THE HOME STRAIGHT.

IN THE THICK OF THE FINISH, JOHN MANAGED TO RECORD 6 OF THE FINISHERS IN 1:14 SECONDS. JOHNS' FINGER MAY BE NEEDED IN SYDNEY 2000 FOR THE FINISH OF THE 100 MTR. SPRINT.

**THE 1000 MTRS.**

Barry FRY	56	3:17 PB	Stephan POLATIDIS	62	4:01 PB
Bryan BALDWIN	39	3:26	Bernard POWNALL	53	4:21
Max BROOK	63	3:35 PB	Jessica SIMPSON	9	4:39
Vasilis POLATIDIS	15	3:37 PB	Arthur O'KEEFE	52	4:43
Ian ORR	48	3:40 PB	Ken TAYLOR	54	4:53
Bill CARR	50	3:40	Jackie TAYLOR	52	5:04
Russ CHRISTIE	41	3:52 PB	Meredith RADFORD	38	5:25 PB
Alan RADFORD	48	4:01	Patricia HARRISON	50	5:44

**SUNDAY 3RD. CONTINUED.....**

A RUSH OF BLOOD DURING THE 1000 MTRS. AS STEPHAN HAS A 16 SECOND PB. VASILIS TAKES 11 SECONDS OFF HIS PREVIOUS WHILE MEREDITH, IAN & RUSS SWIPE 3 SECS OFF THEIRS.

SOUNDS LIKE SOMETHING HAPPENING IN A BUSY OPERATING THEATRE. ANYWAY BARRY, MAX & JACKIE ALL RUN 2 SECONDS BETTER FOR THEIR PBs.

MAGGIE GORMAN ENJOYS THE 1200 MTR. WALK WITH A 0:22 PB AND JULIE CHRISTIE SNEAKS IN 2 SECONDS UNDER HER PREVIOUS BEST. THERESA HARRISON GETS A WIGGLE ON FOR A 3 MINUTE 8 PB.

**THE 1200 MTR. WALK.**

Lee POWNALL	56	7:32	Jessica SIMPSON	9	9:35
Maggie GORMAN	58	8:01 PB	Julie CHRISTIE	40	9:51 PB
Arthur O'KEEFE	52	8:31	Jackie TAYLOR	52	10:53
Theresa HARRISON	13	8:33 PB	Meredith RADFORD	38	10:53
Patricia HARRISON	50	8:34	Stephan POLATIDIS	62	10:56

IT IS GOOD TO SEE ARTHUR O'KEEFE BACK ON THE TRACK FOLLOWING A LENGTHY LAYOFF AFTER HIS KNEE RECONSTRUCTION.

BEFORE THE 8KM PARLOUF, WE HAVE A SHORT YAK ABOUT EAST BURWOODS' NEW FORMAT FOR THEIR EVENT. TWO TEAMS OF 4 DECIDE TO TACKLE A MINIMUM DISTANCE OF 400 MTRS. WHILE THE REMAINING TEAM OF 6 STAYED WITH THE TRADITIONAL SPRINT LEG DISTANCE. (IN THIS CASE ABOUT 80 MTRS.)

**THE 8KM PARLOUF RELAY EVENT.**

Jackie TAYLOR	52	Ian ORR	48	Bill CARR	50
Meredith RADFORD	38	Bryan BALDWIN	39	Max BROOK	63
Daniel SIMPSON	15	Alan RADFORD	48	Barry FRY	56
Vasilis POLATIDIS	15	Bernard POWNALL	53	Russ CHRISTIE	41
Julie CHRISTIE	40				
Victoria RADFORD	13	TIME 26:27		TIME 26:40	
& Ken TAYLOR	54				

(EMERGENCY) TIME - 24:14 THE SPRINT TEAM EASILY ACCOUNTED FOR THE FADING 400 MTR. LEG RUNNERS, AND WHILE THE SPRINT TEAM FELT PUMPED AND INVIGORATED AFTER, THE OTHERS WERE UNINSPIRED AND FLAT. IT SHOULD BE MENTIONED PATRICIA HARRISON ENJOYED A 4 SECOND BEST TIME IN THE 70 MTR. SPRINT. WHAT WAS SHE DOING DURING HER PREVIOUS RUN ? ..... KNITTING !

**SUNDAY 10TH.**

AFTER 2 HOURS OF DOWNPOUR WE ARE LUCKY FOR A RESBITE FOR THE MORNINGS RUN, RIDE, RUN, CROSS COUNTRY EVENT. A TROPHY IS OFFERED FOR THE BEST PB OF THE DAY SO NATURALLY ENOUGH THE DYNAMIC STEPHAN POLATIDIS PRODUCES A 3 MINUTE 4 SECOND BEST TIME BUT BERNARD POWNALLS' 5:16 IS FAR TOO GOOD. HEATHER McDONALD SNEAKS IN A 1 SECOND PB. AND THOUGH YOUNG KENNY TAYLOR S' TIME SHOWS HE HAD 1:37, BEST HE DECLARES HIMSELF TO HAVE RUN 1 LAP SHORT ON THE FINAL LEG SO SPEND TIME IN THE STOCK INSTEAD. DES & SANDRA MIDDLETON TIME A RARE AT FOR ONE OF THE TOUGHEST EVENTS ON OUR CALENDAR.

SUNDAY 10TH CONTINUED.....

THE CROSS COUNTRY RUN - RIDE - RUN.  
4KM CC. RUN - 6KM CC. RIDE - 4KM TRACK RUN.

AGE	4KM RUN	6KM RIDE	4KM RUN	TIME	
Barry FRY	56 17:57	17:48	18:39	54:24	THE QUICKEST.
Jeff JESSUP	47 18:36	21:06	18:55	58:27	NOT AS QUICK.
Russ CHRISTIE	41 18:57	19:48	20:05	58:50	LET JEFF PASS.
Des MIDDLETON	52 19:45	18:15	21:43	59:23	PF FADED A LITTLE.
Bill CARR	50 19:15	21:50	20:06	61:11	WAS GAINING.
Stephan POLATIDIS	62 19:33	-----	-----	62:18	PB A FANTASTIC PB.
Heather McDONALD	50 20:42	20:25	22:03	63:37	PB A TOP RESULT.
Bernard POWNALL	53 20:47	23:39	19:47	64:13	<b>PB 5:16 BEST &amp; PRIZE</b>
Ken TAYLOR	54 22:31	20:59	<u>22:00</u>	65:30	A LAP SHORT!
Jackie TAYLOR	52 22:23	23:14	25:38	71:15	A FAST START.
Lee POWNALL	56 24:46	24:32	26:38	75:56	PF CONSISTENT.
Sandra MIDDLETON	50 27:34	22:07	28:11	77:52	PF G'ONYA, SANDRA
Dianne HILL	32 23:15	27:13	29:36	80:04	PF & G'ONYA DI.
Meredith RADFORD	38 26:25	27:10	31:59	85:24	WELL DONE SMITH!
Julie MARSHALL	40 25:31	29:54	-----	DNF	& NEARLY MADE IT.

STEPHAN IS DECLARED THE WINNER WITH HIS 3:07 PB AFTER THE EVENT BUT THE TROPHY WAS LEFT HOME, SO HE DIDN'T GET IT. WHICH WAS JUST AS WELL COS WHILE WRITING THE RESULTS, RIGHT NOW! IT WAS DISCOVERED BERNARDS 5:16 FASTEST TIME, NOT PREVIOUSLY NOTICED, EARNS HIM THE TROPHY. IT IS PRESENTED ON MELB.CUP DAY

MANY THANKS GRAHAM ANGLISS & VICKY RADFORD FOR COUNTING LAPS & RECORDING SPLIT TIMES. GRAHAM TURNED UP AT 7:00 AM FOR THE HALF MARATHON BUT HE WAS A WEEK EARLY.. UNDETERRED HE RAN THE COURSE WITH HIS MATES AS PRACTICE FOR THE REAL THING NEXT WEEK. A BIT LONLEY OUT THERE GRAHAM ??

SUNDAY 17TH.

THE SOUTHERN HALF MARATHON

Graham ANGLISS	37 1:22:27 PB	Bernard POWNALL	53 1:49:19
Ian ORR	48 1:33:40	Stephan POLATIDIS	62 1:49:31 PB
Dennis ARDLEY	52 1:37:17	<b>THE 14KM SOFT OPTION.</b>	
Barry FRY	56 1:45:53	Jackie TAYLOR	52 1:26:27
Russ CHRISTIE	41 1:47:47	Lorraine ARDLEY	48 1:26:27

EVEN WITH THE 7.00AM START (7.08 FOR BARRY) IT IS VERY WARM AND A STRONG BREEZE ON THE 7KM HOME STRETCH MADE THE COURSE PRETTY TOUGH. I FELT QUITE WEARY MANNING THE DRINK STATION. HOWEVER, GRAHAM ENJOYS AN 8 SECOND PB AND THE DYNAMO STEPHAN RECORDS A 9 SECOND BEST. THE TURN OUT OF HELPERS FOR THE RUNNING OF THIS EVENT WAS MUCH APPRECIATED. THANK YOU.

SMALL FIELDS FOR THE REMAINING EVENTS, SAW HEATHER McDONALD HAVE AN 18 SECOND PB IN THE 1500, LEE POWNALL WHIP 0:0:22 FROM HER 70 MTR TIME, BRYAN BALDWIN RUN TOO FAST IN THE E.T. EVENT FOR AN 11 SECOND PB AND ALAN RADFORD WIN THE E.T. EASILY, WITH HIS DEAD ON ESTIMATE. EEEEEZZZZEE.

SUNDAY 17TH CONTINUED.....

70 MTRS.

Bryan BALDWIN	39 9:43
Alan RADFORD	48 10:11
Max BROOK	63 10:75
Ken TAYLOR	54 11:71
Meredith RADFORD	38 12:12
Kenna McDONALD	16 12:40
Lee POWNALL	56 13:75 PB
Heather McDONALD	50 14:49

2KM WALK.

Heather McDONALD	50 12:11
Lee POWNALL	56 13:38
Patricia HARRISON	50 14:30
Greg LOVEJOY	57 15:34
Julie CHRISTIE	40 16:22
Meredith RADFORD	38 16:43
Bill CARR	50 17:12
Graham ANGLISS	37 19:50 PB
Kenna McDONALD	16 DNF
Russ CHRISTIE	41 HAVING MASSAGE

200 MTRS.

Bryan BALDWIN	39 27:90
Alan RADFORD	48 29:52
Max BROOK	63 34:52
Ken TAYLOR	54 35:72
Kenna McDONALD	16 36:98
Meredith RADFORD	38 38:49
Bill CARR	50 40:60
Lee POWNALL	56 44:55
Heather McDONALD	50 45:32

1500 MTRS.

Bryan BALDWIN	39 5:36
Max BROOK	63 5:57
Bill CARR	50 6:12
Alan RADFORD	48 6:16
Heather McDONALD	50 7:17 PB
Ken TAYLOR	54 7:32
Meredith RADFORD	38 8:31
Patricia HARRISON	50 9:04

THE 4KM TRACK ESTIMATED TIME EVENT.

	EST	ACT	RESULT		EST	ACT	RESULT
Alan RADFORD	48 18:00	18:00	-0:00	Ken TAYLOR	54 20:00	20:50	+0:50
Heather McDONALD	50 20:31	20:38	+0:07	Patricia HARRISON	50 23:58	25:51	+1:53
Greg LOVEJOY	57 24:00	23:46	-0:14	Jackie TAYLOR	52 30:00	25:59	-4:01
Maggie GORMAN	58 25:00	24:21	-0:39	Lee POWNALL	56 33:43	27:07	-6:36
Bryan BALDWIN	39 16:00	16:40	+0:40 PB	Bill CARR	50 18:50	DNF	

SUNDAY 24TH....

TWENTY INDIVIDUALS & ONE TEAM JOIN IN FOR THE MORNINGS WORKOUT AT THE ROSEBUD POOL TO CLAIM THE TROPHY FOR THE BEST PB OF THE DAY. A STRONG HEAD WIND ON THE UP HILL SECTION OF THE 1KM ROAD CIRCUIT MADE BEST TIMES HARD TO COME BY. DIANNE HILL HOWEVER, WHO HAD BEEN WORKING DAILY ON HER DRESSING & UNDESSING TECHNIQUE, MANAGED TO SHAVE 7:52 FROM HER PREVIOUS TIME TO CLAIM THE TROPHY AHEAD OF BRYAN BALDWIN'S 1:06 NEW PB. IT SHOULD ALSO BE MENTIONED, DIANNES' IMPROVEMENT HAD MUCH TO DO WITH A LOT OF TRAINING.

APART FROM THE EXCELLANT PERFORMANCES FROM DIANNE McGRATH, BARRY & CELIA OTHER HIGHLIGHTS INCLUDED TWO, PREVIOUSLY, NON - SWIMMERS, IAN & BILL SUCCESSFULLY COMPLETING THE COURSE WHILE OTHER FIRST TIMERS KERRY, SANDRA & RON REGISTERED THEIR TIMES IN THE RECORD BOOK. AFTER THE EVENT RON BILSTON SPENT MORE TIME IN THE LADIES SHOWER ROOM THAN HE HAD IN THE POOL AND DURING BREAKFAST SEVERAL WEARY COMPETITORS ENJOYED THE SERVICE FROM THE THREE, LOVELY YOUNG MASSEURS, WHO HAD SET THEIR TABLES UP IN THE SUN. IT APPEARED AS THOUGH JEFF JESSUP AND BARRY FRY HAD SUPERGLUED THEMSELVES TO THE TABLE, JEFF HAD HIS BEST SLEEP IN AGES AND BARRY WAS STILL THERE MID AFTERNOON. (I THINK IT WAS SUPERGLUE ??)

SUNDAY 24TH CONTINUED.....

THE ROSEBUD, SWIM - RUN - SWIM, BEST PB EVENT.

PARTICIPANT	AGE	400 SWIM	4KM RUN	400 SWIM	TOTAL TIME	
Dianne McGRATH	38	7:10	18:40	7:29	33:19	+ 0:15 OVER BEST
Bryan BALDWIN	39	8:11	17:30	9:03	34:44	PB A -1:06 BEST TIME.
Barry FRY	57	8:15	19:22	8:16	35:53	+ 2:28.OFF THE PACE
Celia JOHNSON	52	7:52	21:09	8:04	37:05	JUST 0:37 OVER.
Heather McDONALD	50	8:38	20:07	8:59	37:44	A +1:44 TIME
Jeff JESSUP	47	9:18	19:06	9:50	38:14	ONLY +0:09 ABOVE.
Greg LOVEJOY	57	9:54	18:20	10:40	38:54	+1:30 & A SORE HEAD
Alan RADFORD	48	9:10	20:10	9:39	38:59	+0:31 SLOW.
Ken TAYLOR	54	8:35	21:39	9:15	39:29	+1:41 TODAY
Russ CHRISTIE	42	9:13	20:15	10:24	39:52	JUST +0: 59 OFF.
Dianne HILL	32	8:35	25:53	9:17	41:45	PB A -7:52 & TROPHY
Lee POWNALL	56	9:21	24:39	9:34	43:34	ONLY +1.28 AWAY
Julie CHRISTIE	40	9:02	26:45	9:11	44:58	A +1:00 OVER BEST
Meredith RADFORD	38	10:02	25:45	10:35	46:22	A +0:45 ONLY
Kerry BRODERICK	44	10:05	26:45	10:04	46:54	PF A GREAT DEBUTE
Jackie TAYLOR	52	12:11	25:47	12:53	50:51	A +3:02 TODAY
Ian ORR	48	16:56	18:34	16:53	52:23	PF } TWO FANTASTIC
Bill CARR	50	16:07	20:38	16:34	53:19	PF } ACHIEVEMENTS.
Ron BILSTON		11:08	30:47	11:28	53:23	PF } THE
Sandra MIDDLETON	50	11:50	31:15	12:10	55:13	PF } WALKERS
TEAM						
Des MIDDLETON	52	7:11		7:23		DES GOT WET !
Tony JOHNSON	59		16:27		31:01	TONY DIDN'T.

DURING THE EVENT IAN ORR INVENTED A NEW SWIM STROKE, WHICH WILL NO DOUBT BE INCLUDED IN FUTURE OLYMPIC TRIALS. WE HAVE CALLED IT THE FLOUNDER, AND THAT IS NOT TO SAY IAN SPENT MOST OF HIS TIME ON THE BOTTOM.

MANY THANKS TO PATRICIA HARRISON & ALL THE VOLUNTEER LAP COUNTERS WHO HELPED TO MAKE THE MORNING A SUCCESS. NOT TO MENTION LEE POWNALLS' PANCAKES, YES, BETTER LEFT UNSAID. IF YOU CAN'T SAY SOMETHING NICE, ETC. ETC. ETC. JUST KIDDING

SUNDAY 31ST.

DAYLIGHT SAVING BEGINS, EVERYONE LOST AN HOURS SLEEP BUT STILL MANAGED TO PRODUCE 14 PBs DURING THE MORNING. 3 BEST TIMES EACH TO LEE POWNALL & GREG LOVEJOY INDICATE THEY MUST NORMALLY SLEEP TO MUCH. MEREDITH WINS THE WALK TROPHY WITH HER 0:16 PB AHEAD OF LEES' 0:01. THEN LEE SCORCHES DOWN THE ROAD TO WIN THE 5KM HANDICAP EVENT KNOCKING 1:56 FROM HER PREVIOUS TIME AHEAD , OF BRYAN -0:12 & GREG -0:10. THE RELAY PROVIDES A CLOSE FINISH WITH THE "ALL BLOKES" TEAM JUST HOLDING ON FOR THE MORNINGS' GLORY. BOB HAYES, DES & SANDRA MIDDLETON ,JOHN SUTTON & GARRY WORKMAN JOIN US FOR THE BUSY PROGRAMME OF EVENTS.

CONTINUED.....

SUNDAY 31ST. CONTINUED.....

70 MTRS. Heat one.

Ian ORR	48	11:43
Greg LOVEJOY	57	11:46 PB
Meredith RADFORD	38	11:89
Stephan POLATIDIS	62	11:90
John SUTTON	56	12:13
Lee POWNALL	56	12:31 PB
Heather McDONALD	50	13:27 PB

A GREAT 1:44 PB FOR LEE  
-1:23 FOR GREG & -1:22 FOR HEATHER

THE 4 X 100 MTR. RELAY.

1ST THE BLOKES.

Max BROOK	62	
John SUTTON	56	
Greg LOVEJOY	57	
Barry FRY	57	1:01:67

3RD A GIRLIE & 3 BLOKES

Meredith RADFORD	38	
Dennis ARDLEY	52	
Rhys BALDWIN	12	
Bryan BALDWIN	39	1:02:34

1200 MTR. WALK ( BEST PB TROPHY )

Heather McDONALD	50	6:30
Sandra MIDDLETON	50	7:16
Lee POWNALL	56	7:30 PB
Patricia HARRISON	50	8:24
Des MIDDLETON	52	8:24
Bill CARR	50	9:04
Meredith RADFORD	38	9:37 PB

1500 MTRS.

Garry WORKMAN		4:37
Bryan BALDWIN	39	5:16 PB
Barry FRY	57	5:37
Greg LOVEJOY	57	5:52 PB
Dennis ARDLEY	52	5:52
Max BROOK	62	6:04
John SUTTON	56	6:14
Stephan POLATIDIS	62	6:45
Des MIDDLETON	52	7:56
Patricia HARRISON	50	8:55

70 MTRS. Heat two.

Garry WORKMAN		9:74
Bryan BALDWIN	39	12:04
Alan RADFORD	48	10:24
Bob HAYES	61	11:05
Max BROOK	62	11:24
Victoria RADFORD	13	11:81
Rhys BALDWIN	12	12:04 PB
Kenna McDONALD	16	12:19 PB

2ND 3 BLOKES & A GIRLIE

Bob HAYES	61	
Stephan POLATIDIS	62	
Alan RADFORD	48	
Kenna McDONALD	16	1:02:02

4TH 2 BLOKES A GIRLIE & ANOTHER BLOKE

Bernard POWNALL	52	
Ian ORR	48	
Vicky RADFORD	13	
Garry WORKMAN		1:02:60

600 MTRS.

Garry WORKMAN		1:37
Bryan BALDWIN	39	1:44
Barry FRY	57	1:49
Max BROOK	62	1:58 PB
Greg LOVEJOY	57	2:00
Alan RADFORD	48	
Bob HAYES	61	
Ian ORR	48	
Bill CARR	50	
Rhys BALDWIN	12	
Dennis ARDLEY	52	
Bernard POWNALL	52	
Stephan POLATIDIS	62	
Heather McDONALD	50	
Kenna McDONALD	16	
Meredith RADFORD	38	
Lee POWNALL	56	

A BIG 12 SECOND PB FOR MAX IN THE 600 MTR. WHERE MOST TIMES WERE LOST. SO

SUNDAY 31ST. CONTINUED.....

**THE SKM ROAD, HANDICAP EVENT.**

	AGE	START	CLOCK	ACTUAL		USELESS COMMENT
Lee POWNALL	56	4:00	32:26	28:26	PB	THE TROPHY WINNER
Bryan BALDWIN	39	13:15	32:47	19:32	PB	A 12 SECOND PB.
Greg LOVEJOY	57	11:50	32:52	21:02	PB	TOP RUN, 10 SECONDS PB
Maggie GORMAN	58	2:00	32:58	30:58	PB	A BRILLIANT 2:00 BEST.
Bob HAYES	61	10:30	33:02	22:32	PF	A LONG ROUNDABOUT.
John SUTTON	56	10:00	33:05	23:05		IN VERY GOOD FORM.
Garry WORKMAN		15:00	33:13	18:13	PF	BIT OF A WARM DOWN.
Alan RADFORD	48	11:45	33:17	21:32		FLAT OUT
Meredith RADFORD	38	3:45	33:38	29:53		A GOOD HONEST RUN.
Dennis ARDLEY	52	12:20	33:49	21:29		A BUSY DAYS WORK.
Patricia HARRISON	50	4:15	33:53	29:38		NOT FAR OFF BEST.
Max BROOK	62	10:20	34:05	23:45		HAVING A CHAT.
Stephan POLATIDIS	62	10:40	34:06	23:26		TOO MANY EVENTS ??
Bernard POWNALL	52	11:50	34:23	22:33		SAVING IT FOR THE CUP.
Barry FRY	57	13:30	34:36	21:06		TOO MANY IN FRONT.
Julie BALDWIN	37	4:50	34:40	29:50		DITCHED BLAKE AT 1KM
Sandra MIDDLETON	50	0:00	34:56	34:56		A GOOD MORNINGS WALK
Ian ORR	48	14:20	34:59	20:39		NOT TODAY IAN.
Heather McDONALD	50	10:15	35:17	25:02		WHERE'S THE OLD BLOKE ?
Bill CARR	50	12:10	36:47	24:37		OHH! HERE HE IS.
Des MIDDLETON	52	11:45	39:50	28:05		AND HERE'S ANOTHER ONE.

THE WORKHORSE, MAX, CARTS DENNIS & GREG AROUND THE 1500 MTR. COURSE AND THEY SHOW THEIR APPRECIATION BY DOING THE USUAL IN THE FINAL 200MTRS. SEE YA LATER MAX. GARRY BRINGS OUT THE BEST IN RYAN FOR A FAST 1500, -0:03.

VICTORIAN VETERANS CLOTHING ORDER

White T. Shirt Short Sleeve \$12.00 Postage \$2.50  
 White Long Sleeve T. Shirt \$16.00 Postage \$2.50  
 Navy Fleecy Windcheater \$22.00 Postage \$3.00  
 Sizes 12 14 16 18 20 22

Kindly Fill in Details in BLOCK LETTERS.

Name.  
Address

Post Code.

Type Size

Cheque For Amount Enclosed  
 Please include Postage. Make Cheque Payable To V.V.A.C. Inc.

Post To Margaret Cassidy,  
 4 Grandview Road,  
 Preston . 3072

**Questions anyone?**

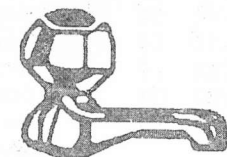
If you have any inquiries about the Honda Masters Games, Alice Springs the friendly Games Office staff will be happy to help you.

Simply write to:  
 Games Office, PO Box 1095  
 Alice Springs NT 0871  
 or telephone:  
 (08) 8951 5329 1800 65 8951

or fax:  
 (08) 8951 5330

**K-MAR Handyman Services**

Home Repairs  
 Small Plumbing Jobs



Kevin Phone 9596 2481



**PHYSIOTHERAPY**

**RUNNING INJURIES**



**PETER BRUCE**  
 Manipulative Physiotherapist  
 59 Blackburn Road  
 Mount Waverley  
 PH : 9802 2294

*Have your problem treated by a practitioner actively involved in the sport  
 (40 years a runner and past State marathon title holder)  
 Thirty five years of treating athletes from club to elite level.*

**SPECIAL INTERESTS**

- Low back pain and sciatica / hamstring
- Shin splints and Achilles pain ( a new approach by active exercise correction)
  - Foot and heel pain
  - Runners knee.

**ABERFELDIE VENUE 1 Sept 99**

**100 metres**

1 Gary Weir	49 14.19
2 Doug Ramm	64 15.72
3 Sandra Tomlinson	51 18.05

**200 metres**

1 Gary Weir	49 28.69
2 Rob Waters	53 31.27
3 Doug Ramm	64 34.03
4 Stephen Barker	55 38.28
5 Sandra Tomlinson	51 39.28
6 Charles Copland	38 44.00

**1000 metres**

1 Joe Caruana	56 3.33
2 Peter Onofretchhook	46 3.33
3 Tony Bradford	60 4.04
4 Sandra Tomlinson	51 5.36

**2000 metres**

1 Mark Chandler	40 8.38
-----------------	---------

**5000 metres**

1 Bernard Angel	45 19:49
2 Macheile McLeland	38 21:02
3 Peter Shone	54 21:20
4 Rob Waters	53 21:56
5 Bill Turner	49 22:26
6 Allan Bashford	60 22:30
7 Margaret Cassidy	55 22:34
8 John Howes	63 23:38
9 Duncan Ham-Ritchie	54 25:14
10 Ron Pearce	57 26:08

**7000 metres**

1 Charles Copland	38 26:22
2 David Jones	48 26:44
3 Bill Page	69 32:33

**ABERFELDIE VENUE 8 September 99**

**100 metres**

1 Gary Weir	49 13.63
2 Cathy Orelli	37 15.00
3 Sandra Tomlinson	51 18.00

**300 metres**

1 Gary Weir	49 46.10
2 Cathy Orelli	37 47.20
3 Tony Bradford	60 50.91
4 Rob Waters	53 52.50
5 Rhonda Hircoe	50 62.00
6 Sandra Tomlinson	51 71.20
7 Michael Orelli	55 71.20
8 Charles Copland	38 76.00

**2000 metres**  
continued, next column

**RESULTS cont. 8 Sept 99**

**800 metres WALK**

1 Sandra Tomlinson	51 6:08
2 Louella Tomlinson	Inv 6:35

**2000 metres NOT Trophy**

1 Brian Marantelli	44 7:14
2 Joe ****	Caruana 56 7:26
3 Ken Fuhrmeister	44 7:36
4 David Pottage	49 7:54
5 Bill Turner	49 8:02
6 Tony Bradford	60 8:18
7 Rhonda Hircoe	50 8:25
8 Bill Page	69 8:37
9 Stephen Barker	55 8:43
10 Michael Orelli	55 8:47
11 Allan Bashford	60 9:11
12 Ron Pearce	57 10:05
13 Danny Hawksworth	19 11:40

\*\*\*\* Congratulations and Trophy to Joe

**3000 metres**

1 Danny Hawksworth	19 10:43
2 Brian Marantelli	44 10:46
3 Ian Upton	59 11:48
4 Bill Turner	49 11:49
5 Mark Chandler	40 12:57
6 Michael Orelli	55 13:10
7 John Dean	54 13:17
8 Margaret Cassidy	55 13:34
9 Stephanie Kondogonis	Inv 17:10
10 Sandra Tomlinson	51 19:10

**5000 metres**

1 Charles Copland	38 18:41
2 David Pottage	49 20:12
3 Ken Fuhrmeister	44 20:37
4 Macheile McLeland	38 20:47
5 Rob Waters	53 20:50
6 Peter Shone	54 20:57
7 Joe Brown	51 21:01
8 Bill Turner	49 22:10
9 Allan Bashford	60 22:11
10 Bill Page	69 22:48
11 Stephen Barker	55 23:51

**ABERFELDIE VENUE 15 September 99**

**80 metres**

1 Cathy Orelli	37 11.69
2 Tony Bradford	60 11.70
3 Sandra Tomlinson	51 14.13
4 Courtney Copland	Inv 15.30
4 Charles Copland	38 16.01
5 Michael Orelli	55 16.12

**RESULTS cont. 15 Sept 99**

**400 metres**

1 Bernard Angel	45 63.58
2 Cathy Orelli	37 67.00
3 Tony Bradford	60 71.86
4 Michael Orelli	55 91.47
5 Courtney Copland	Inv 107.0
6 Charles Copland	38 107.0
7 Sandra Tomlinson	51 113.0

**1200 metres**

1 Brian Marantelli	44 4.02
2 Charles Copland	38 4.06
3 Bernard Angel	45 4.08
4 Joe Caruana	56 4.21
5 Ken Fuhrmeister	44 4.38
6 Peter Onofretchhook	46 4.42
7 Roma Burhop	56 4.53
8 Michael Orelli	55 4.56
9 John Kondogonis	37 5.35
10 Lesley Gillespie	38 6.02
11 Sandra Tomlinson	51 7.02

**2000 metres**

1 Mark Chandler	40 8:59
-----------------	---------

**4000 metres**

1 Brian Marantelli	44 15:44
2 Ian Upton	59 16:34
3 Allan Bashford	60 18:27
4 Margaret Cassidy	56 18:30
5 Michael Orelli	55 18:39
6 Sandra Tomlinson	51 26:59

**6000 metres**

1 Danny Hawksworth	19 19:59
2 Charles Copland	38 23:16
3 Graeme Hewitt	53 23:17
4 John Dean	54 24:14
5 Peter Shone	54 25:34
6 John Kondogonis	37 25:40
7 Ken Fuhrmeister	44 26:02
8 Bill Page	69 26:55
9 Bill Turner	49 26:55
10 Robb Watkins	31 28:41

**8000 metres**

1 Gary Weir	49 13.93
2 Cathy Orelli	37 14.85
3 Tony Bradford	60 15.03
4 Helen Steadman	50 15.75
5 Chris Lyall	42 16.25
6 Stephen Barker	56 17.84
7 Michael Orelli	55 19.13

**10000 metres**

1 Gary Weir	49 13.93
2 Cathy Orelli	37 14.85
3 Tony Bradford	60 15.03
4 Helen Steadman	50 15.75
5 Chris Lyall	42 16.25
6 Stephen Barker	56 17.84
7 Michael Orelli	55 19.13

**12000 metres**

1 Gary Weir	49 13.93
2 Cathy Orelli	37 14.85
3 Tony Bradford	60 15.03
4 Helen Steadman	50 15.75
5 Chris Lyall	42 16.25
6 Stephen Barker	56 17.84
7 Michael Orelli	55 19.13

**14000 metres**

1 Gary Weir	49 13.93
2 Cathy Orelli	37 14.85
3 Tony Bradford	60 15.03
4 Helen Steadman	50 15.75
5 Chris Lyall	42 16.25
6 Stephen Barker	56 17.84
7 Michael Orelli	55 19.13

**ABERFELDIE VENUE 22 September 99**

**100 metres**

1 Gary Weir	49 13.93
2 Cathy Orelli	37 14.85
3 Tony Bradford	60 15.03
4 Helen Steadman	50 15.75
5 Chris Lyall	42 16.25
6 Stephen Barker	56 17.84
7 Michael Orelli	55 19.13

**200 metres**

1 Gary Weir	49 28.51
2 Tony Bradford	60 29.64
3 Cathy Orelli	37 30.25
4 Michael Orelli	55 33.10
5 Helen Steadman	50 33.62
6 Chris Lyall	42 39.06
7 Stephen Barker	56 39.32
8 Charles Copland	38 41.78
9 Courtney Copland	Inv 41.78

**RESULTS cont. 22 Sept 99**

**200 metres**

1 Gary Weir	49 28.51
2 Tony Bradford	60 29.64
3 Cathy Orelli	37 30.25
4 Michael Orelli	55 33.10
5 Helen Steadman	50 33.62
6 Chris Lyall	42 39.06
7 Stephen Barker	56 39.32
8 Charles Copland	38 41.78
9 Courtney Copland	Inv 41.78

**400 metres**

1 Brian Marantelli	44 1.45
2 Fred Rademaker	47 1.46
3 Ken Fuhrmeister	44 1.51
4 Peter Onofretchhook	46 1.52
5 Bill Turner	49 1.58
6 Tony Bradford	60 2.04
7 Michael Orelli	55 2.05
8 Helen Steadman	50 2.07
9 Stephen Barker	56 2.14
10 Stephanie Kondogonis	Inv 2.23
11 John Kondogonis	37 2.33
12 Charles Copland	38 2.52
13 Courtney Copland	Inv 2.52

**600 metres**

1 Brendan Lyall	Inv 3.02
2 Chris Lyall	42 3.04

**800 metres**

1 Macheile McLeland	38 7:40
1 Fred Racemaker	47 15:22
2 Chris Lyall	42 21:47
3 Stephanie Kondogonis	Inv 24:17

**1000 metres**

1 Charles Copland	38 22:18
2 Ken Fuhrmeister	44 25:16
3 Bill Turner	49 26:08
4 Rachel Trevaskis	Inv 26:26
5 John Dean	54 27:11
6 Allan Bashford	60 28:12
7 Rob Waters	53 28:12
8 Stephen Barker	56 29:38
9 Ron Pearce	57 31:45

**1200 metres**

1 Danny Hawksworth	19 29:19
2 Graeme Hewitt	53 30:39
3 Kevin Solomon	52 31:48
4 Peter Shone	54 34:59
5 Bill Page	69 36:15

**1400 metres**

1 Gary Weir	49 13.93
2 Cathy Orelli	37 14.85
3 Tony Bradford	60 15.03
4 Helen Steadman	50 15.75
5 Chris Lyall	42 16.25
6 Stephen Barker	56 17.84
7 Michael Orelli	55 19.13

**1600 metres**

1 Gary Weir	49 13.93
2 Cathy Orelli	37 14.85
3 Tony Bradford	60 15.03
4 Helen Steadman	50 15.75
5 Chris Lyall	42 16.25
6 Stephen Barker	56 17.84
7 Michael Orelli	55 19.13

**1800 metres**

1 Gary Weir	49 13.93
2 Cathy Orelli	37 14.85
3 Tony Bradford	60 15.03
4 Helen Steadman	50 15.75
5 Chris Lyall	42 16.25
6 Stephen Barker	56 17.84
7 Michael Orelli	55 19.13

**2000 metres**

1 Gary Weir	49 13.93
2 Cathy Orelli	37 14.85
3 Tony Bradford	60 15.03
4 Helen Steadman	50 15.75
5 Chris Lyall	42 16.25
6 Stephen Barker	56 17.84
7 Michael Orelli	55 19.13

**2200 metres**

1 Gary Weir	49 13.93
2 Cathy Orelli	37 14.85
3 Tony Bradford	60 15.03
4 Helen Steadman	50 15.75
5 Chris Lyall	42 16.25
6 Stephen Barker	56 17.84
7 Michael Orelli	55 19.13

**2400 metres**

1 Gary Weir	49 13.93
2 Cathy Orelli	37 14.85
3 Tony Bradford	60 15.03
4 Helen Steadman	50 15.75
5 Chris Lyall	42 16.25
6 Stephen Barker	56 17.84
7 Michael Orelli	55 19.13

**ABERFELDIE VENUE 29 Sept 99**

A wet evening and only four events

100 metres			
1	Courtney Copland	inv	19.41
2	Charles Copland	38	20.00
3	Stephen Barker	56	23.13
2000 metres			
1	Joe Brown	52	8:07
3000 metres			
1	John Kondogonis	37	11:13
4000 metres			
1	Brian Marantelli	44	16:00
2	Peter Onofretchook	46	17:12
3	Margaret Cassidy	56	18:08
4	Stephen Barker	56	18:14
5	Bill Turner	49	18:14
6	John Dean	54	18:14
10 000 metres			
1	Charles Copland	38	38:06
2	Machelle McLelland	38	42:52
3	Ken Fuhrmeister	44	42:20
4	Robb Watkins	31	41:46

**ABERFELDIE VENUE 6 October 99**

80 metres			
1	Danny Hawksworth	19	11.35
2	Scot Scott	inv	11.96
3	Helen Steadman	50	12.47
4	Tony Bradford	60	12.66
5	Barbara Kendall	38	14.34
6	Stephanie Kondogonis	inv	14.35
7	Courtney Copland	inv	15.35
8	Charles Copland	38	15.35
400 metres			
1	Danny Hawksworth	19	60.06
2	Scot Scott	inv	68.12
3	Tony Bradford	60	69.47
4	Helen Steadman	50	79.10
5	Stephen Barker	56	82.10
6	Courtney Copland	inv	106.7
7	Charles Copland	38	107.0
1200 metres			
1	Brian Marantelli	44	3.53
2	Charles Copland	38	3.56
3	Trevor Hawksworth	52	4.08
4	Ken Fuhrmeister	44	4.13
5	Howard Gibson	51	4.26
6	Rob Waters	54	4.27
7	Bill Turner	49	4.33
8	Roma Burhop	56	4.48

cont. next column

**RESULTS cont, 6 Oct 99**

1200 metres cont			
9	Stephen Barker	56	4.52
10	Margaret Cassidy	56	5.03
11	Lestey Gillespie	38	5.31
2000 metres			
1	John Howes	64	0:08:35
4000 metres			
1	Brian Marantelli	45	0:15:30
2	Jeremy Clare	47	0:15:37
3	Rob Waters	54	0:17:03
4	Mark Chandler	40	0:17:48
5	Margaret Cassidy	56	0:17:50
6	Bernard Angel	44	0:18:55
7	Adrian Kendall	42	0:22:29
8	Barbara Kendall	38	0:22:40
9	Barbara Beaumont	52	0:23:10
6000 metres			
1	Charles Copland	38	0:22:03
2	Danny Hawksworth	19	0:22:57
3	Ken Fuhrmeister	44	0:25:15
4	Trevor Hawksworth	52	0:25:45
5	Bill Turner	49	0:26:04
6	Peter Onofretchook	46	0:26:12
7	Peter Shone	54	0:26:46
8	Bill Page	69	0:26:56
9	Allan Bashford	60	0:27:12
10	John Dean	54	0:27:12
11	Stephen Barker	55	0:29:40

**ABERFELDIE VENUE 13 October 99**

100 metres			
1	Danny Hawksworth	19	13.56
2	Fred Rademaker	47	14.28
3	Tony Bradford	60	15.19
4	Helen Steadman	50	16.03
5	Stephanie Kondogonis	inv	17.81
6	Lorraine Woodman	62	21.06
300 metres			
1	Tony Bradford	60	47.81
2	Helen Steadman	50	53.25
3	Lorraine Woodman	62	71.00
1500 metres			
1	David Jones	49	5.01
2	Bernard Angel	45	5.24
3	Howard Gibson	51	5.26
4	Rob Waters	54	5.44
5	Rhonda Hircoe	50	6.29
6	Lestey Gillespie	38	7.13

More next issue

\*\*\*\*\*

# THE FIRST RUN



## Veterans' amateur athletics at 'Vale

A SPRINGVALE branch of the Veterans Amateur Athletic Association has been formed at Raza Reserve, Springvale.

The group will meet each Tuesday from 7 pm to 8.30 pm.

Activities will include training sessions with advice from experienced coaches, and events to suit young and old, with or without handicaps.

For further details contact Peter or Marg Colthup (795 1188).

Enthusiasts of the Veterans Amateur Athletic Association are pictured "on the run".