


VICTORIAN VETERANS'
ATHLETIC CLUB INC.

AROUND
THE
GROUNDS

January

2000



Merry Christmas

ABERFELDIE, ALTONA, CAULFIELD, COBURG, COLLINGWOOD,
CROYDON, DONCASTER, EAST BURWOOD, FRANKSTON,
GEELONG, KNOX, LATROBE VALLEY, MENTONE, SWAN HILL,
SPRINGVALE - NOBLE PARK and TOOTGAROOK

for information on Club activities

Hon. Secretary Dorothy Browne OAM. LM (03) 9874 2501

COMMITTEE MEMBERS 1999 ~ 2000

Victorian Veterans Athletic Club Inc.

President
 Robert Waters LM. 9318 3802
 5 Bellevue Court Maribymong 3032

Honorary Secretary
 Dorothy Browne OAM. LM. (Life Member)
 4 Victory Street Mitcham 3132
 9874 2501 fax 9873 3223

Honorary Assistant Secretary
 Colin Browne LM. 9874 2501
 4 Victory Street Mitcham 3132

Honorary Treasurer
 Robert Petric 0359 671 915
 PO Box 136 Wandin North 3139

Vice Presidents
 Anthony Bradford 9749 2248
 6 Merrett Avenue Werribee 3030
 and
 Alan Bennie 9547 2978
 75 Bertrand Avenue Mulgrave 3170

Club Captain
 Ted McCoy LM. 9583 3280
 24 Blackwood Avenue Mentone 3194

Club Vice Captain
 Peter McGrath LM. 9807 5656
 13 Bales Street Mt Waverley 3149

Immediate Past President
 Doug Orr 9878 4875
 27 Shawlands Avenue Blackburn South 3130

General Committee Members
 John Dean 9337 7179
 3 Pearl Street Essendon West 3040

Alexander Harris 9848 2986
 8 Lignum Court Lower Templestowe 3107

Margaret Cassidy 9478 3687
 4 Grandview Road Preston 3072

Lavina Petrie 0359 671 915
 PO Box 136 Wandin North 3139

David Sheehan 9794 7464
 4/42 Marna Court Noble Park 3174

Ken Walters 9752 5977
 5 Warra Road Upwey 3158

Subscriptions Officer
 Astrid Rose 9836 2350
 71 Union Road Surrey Hills 3127

Honorary Auditor/s
 Keith Routley LM. 9699 6384
 6 Mowbray Street Albert Park 3206

and
 John Chisholm 9772 3285
 Lot 1/48 Field Avenue Edithvale 3196

VENUES

Locations and Managers

Venue Day and Melway Ref

ABERFELDIE ←	Aberfeldie Park, Corio Street, Moonee Ponds Rob Waters 9318 3802	Weds	28 D 6
ALTONA ←	Grant Reserve, Sugar Gum Drive (off Civic Pde) Altona Alan Barling 9398 5667 and Michael O'Relli	Sun - Winter Tuesday - Daylight Saving	54 G 9
EAST BURWOOD	Burwood East Reserve, Burwood Highway John Gosbell 9808 4641	Thurs	62 C 7
CAULFIELD	Duncan McKinnon Park, North Road, Murrumbeena Greg Mauldon (Track) 9583 5637 ~ Graeme Rose (Field) 9836 2350	Tues - Track Sunday - Field Games	68 K 9
COBURG	Harold Stevens Ath. Field, Outlook Rd. Coburg Neville Wilson 9459 7827	Thurs	18 A 9
COLLINGWOOD ←	George Knott Athletic Track, Heidelberg Rd., Clifton Hill Bill Ryan 9434 3783 Keith Moody 9434 7403 and Ron Young	Tues	30 F 12
CROYDON	Town Park, off Norton Road, Croydon Les Clark 9754 2793	Tues	50 K 5
DONCASTER	Rieschieks Reserve, George Street, Doncaster Allan Sinclair 9889 2510 Richard Trembath 9836 9256	Monday	33 J 11
FRANKSTON ←	Ballam Park, Bananee Terrace, Frankston Peter Duggan 9786 9169	Thurs	103 B 4
GEELONG	Landy Field, off Barwon Terrace, Geelong Mike McAvoy 0352 532 376	Weds	228 C 7
KNOX ←	Knox Park Athletic Track, off Rushdale Road, Scoresby Charles McRae 9779 3670	Weds	73 D 7
LATROBE - VALLEY ←	Joe Carmody Ath. Track, John Field Drive, Newborough Bob Connell 0351 740 761 Vern Curnow 0351 341 809	Tuesday evening	
MENTONE ←	Dolomore Oval, Cnr. First and Queen Streets, Mentone Ted McCoy 9583 3280	Weds	87 B 6
SPRINGVALE/ NOBLE PARK	Ross Reserve, Memorial Drive, Springvale Tony Doran 9547 7320 Ken Hough 9798 1231	Weds	80 E 12
SWAN HILL	Rhonda Price 0350 324 829 Swan Hill Little Ath's Field	Monday evening	
TOOTGAROOK ←	Tootgarook Sports Reserve, Truemans Road, Tootgarook Alan Radford / Ken Taylor 0359 855 989	Weds - Winter Sunday - Daylight Saving	169 E 6

EDITOR - "Around the Grounds" -
 Peter Colthup OAM. LM.

9706 5639 fax 9706 5639 *****
 8 Polkbin Court Bangholme 3175

Australian Association of Veterans Athletic Clubs

Secretary - Brian Foley (09) 339 2716

THE BETTY, ALLAN AND NORM PAGE.

Date	Venue	Sprint	Mid Dist	Walk	Distance
Tues 1	Feb Altona	90m	800m	Shot Put	Rev. 10 Lap(4Km)
" 1	" Caulfield	100m	400m	2x2/1600m	4/8 Km
" 1	" Collingwood	100/200m	1500m	2/4 Km	2/4/6 Km
" 1	" Croydon	60/100m Dis.	600m	5 min, 1/3 Km	2/4/6 Km
Weds 2	" Aberfeldie	100/300m	800m ET		4.9/6.1 Km River Run
" 2	" Geelong	3/5 Km	Cross Country	Runs	
" 2	" Knox	Andy Salter	Relay at Springvale		
" 2	" Mentone	100m H/c	1600m	3 Km ET Rd.	6 Km Tk
" 2	" Springvale	100m	Andy Salter Relay on road		3 Km
" 2	" Tootgarook	Visit to Springvale for Relay			
Thur 3	" Coburg	80/200m	1500m	1 Km	4/9 Km.
" 3	" E Burwood	200m L.J.	Jav. Dis. 800L/1500mM, 800m/6L, 3/5 Km		
" 3	" Frankston	100/Relay	800m	2x800m Rel.	1200/2400/4800m
Fri 4	" Tootgarook	McCRAE F'Shore	200m Swim/ 5 Km C.C.	Run Best PB	
Sun 6	" Caulfield	Field Games			
Mon 7	" Doncaster	100m H/c	800m	2 Km	2 Km
Tues 8	" Altona	75m	400m H/cap	Disc.	F JONES 1/2 Hr Mem TT
" 8	" Caulfield	150m H/c	1 Km ET	4 Km	5 Km
" 8	" Collingwood	60m	800m	3.1/6.2 Merri Ck-	7.45pm
" 8	" Croydon	70m/45sec	HHH/1.j.	1500m	Devil take H.M.
Weds 9	" Aberfeldie	100/400m	1 Mile	800m	6/8 Km
" 9	" Geelong	200m	1500m		2400m
" 9	" Knox		1200m D/M		14 Km D/M Bk-Tk
" 9	" Mentone	G. Simpson Mem 100m.	800m H/c	5 Km Tk, 5 Km H/Cap	
" 9	" Springvale	200m	400m H/cap	2/4 Km	4/8 Km
" 9	" Tootgarook	70m/100m Rel	800m	1200m	5 Km Road P.B.
Thur 10	" Coburg	100/300m	800m Relay	3.5 Spiral	Handicap
" 10	" E Burwood	100/400m H/C	1 Mile Jav.	1K/2, 2 Km	3.4 Km H/c 200
" 10	" Frankston	80/300m	1 Km	1500m/3 Km	1600/3200m
Sat/Sun 12/13th	Feb Tootgarook	Wilson's Prom.	Various Events.	See Notice Board.	
Sun 13	Feb Caulfield	Field Games			
Mon 14	" Doncaster	200m	1 Km	1 Km	3 Km (J.LANDY)
Tues 15	" Altona	100m	1 Km	Javelin	3800m ET
" 15	" Caulfield	100m H/c	800m H/c	3 Km ET	4 Km
" 15	" Collingwood	110/400m	1200m	TK-3/5 Km ET	
" 15	" Croydon	100m ET/200m H/c	S.P. 1500m,	1 Km H/c/2Km,	2/4/6/8K ET
Weds 16	" Aberfeldie	110/200m	1200m	800m	5/7.5 Km
" 16	" Geelong	3 and 5 Km	Cross Country	Runs	
" 16	" Knox	80/300m	1 Mile	3x7x5	-3 min Relay
" 16	" Mentone	100m H/c	1500m H/c	3 Km H/c	5 Km H/c
" 16	" Springvale	100m H/c	1 Km	2/4 Km Rd	3.1/6.2 Km Rd
" 16	" Tootgarook	100/300m	1500m	1200m	30 Min R/W
Thur 17	" Coburg	80/400m	1600m	1200m	3/5 Km
" 17	" E Burwood	80/300m SP	HJ 1500m H/c	600m Walk.	Sprint, Run x 4.
" 17	" Frankston	100/400m	600m	2/4 Km	1500m/2/3 Km
Sun 20	" Caulfield	Field Games			
Mon 21	" Doncaster	400m H/c	1500m	1 Km	3 Km
Tues 22	" Altona	90m	600m H/c	St. L.J.	4 Km ET
" 22	" Caulfield	200m H/c	600m ET	5 Km H/c	10 Laps Grass.
" 22	" Collingwood	90/600m	5/10 Km	BOULEVARD Run -	7.45 P.M.
" 22	" Croydon	8Sec/100m	600m T. Jump	1500m/1.3K	1.3/5 Km PIZZA
Weds 23	" Aberfeldie	100/300m ET	600m	400m	4/6 Km
" 23	" Geelong	100m Relay	300m		3/5 Km
" 23	" Knox		2 Km D/M		10 Km
" 23	" Mentone	100m H/c	Med Rel.	M BROWN Mem	3 Km, 4 Laps Rd
" 23	" Springvale	70/300m	1500m	3 Km	5 Km C.C.
" 23	" Tootgarook	70/200m	400m PB	1600m	4 Km Tk
Thur 24	" Coburg	100/500m	1 Km		2/4/6/8 C.C.
" 24	" E Burwood	60/400m H/c	800m	1200m/8 Lap	10L/10 Km 100m
" 24	" Frankston	100/200m	800m	2/3 Km	2/3 Km Parlane
Sun 27	" Caulfield	Field Games			
Mon 28	" Doncaster	300m	600m	2 Km	4 Km
Tues 29	" Altona	100m	1100m	Shot Put	4 Km ET
" 29	" Caulfield	100m H/cap	400m	4 Km	4/8 Km
" 29	" Collingwood	100/300m	1600m H/c	4 Km	4/8 Km
" 29	" Croydon	100m/35Sec	H.H.H. Disc.	800m ET/5/10L,	5/10/15/20L
Tues 1/8		Lat. Valley Inter-Club	at Traralgon		

RESULTS OF MEETINGS HELD AT CAULFIELD - DECEMBER 1999

100 MTRS H/C - 7.12.99

	Clock	H/cap
BRIAN HOLCOMBE	54 11.80	11 Mtrs
ALAN SINCLAIR	49 12.05	Scr
KEVIN MARION	63 12.06	11 Mtrs
PAUL LYNCH	50 12.28	18 Mtrs
ANN HOLCOMBE	52 12.53	18 Mtrs
LEO CHARLES	66 12.77	16 Mtrs
JOHN WAITE	59 12.94	22 Mtrs
EDDY STACK	65 13.22	24 Mtrs
DOMENICO MORINA	60 13.49	25 Mtrs

1500 MTRS H/C - 7.12.99

	Clock	H/cap
GRAHAM PHILPOTT	56 5.16	Go
RAY O'CONNOR	62 5.23	15 Secs
ROSS MARTIN	47 5.26	15 Secs
BILL CARR	50 6.23	20 Secs

TEAM RELAY RUN - 3 PER TEAM. EACH TO RUN 1 X 400, 1 X 800, 1 X 1600 MTRS - 7.12.99

NEIL SALVANO		PETER BATTRICK	
NEIL PILLING	31.27	ALAN SINCLAIR	34.10
TERRY O'LOUGHLIN		JIM McLURE	
RHONDA TRENGROVE		DOUG ADENEY	
BOB POWER	31.53	PAUL LYNCH	34.33
JIM BERRINGTON		KEVIN BROWNE	
FRANK NEILL		GRAHAM PHILPOTT	
JOHN WAITE	33.09	GERRY BLANCHFIELD	35.08
COLIN MILLER		GREG MAULDON	
STEPHEN YOUNG			
JUDY WINES	33.47		
PETER FIELD			

200 MTRS SPRINT - 14.12.99

	Clock	H/cap
RAY O'CONNOR	62 33.32	3 Secs
JOHN WAITE	59 33.43	1 Secs
ANN HOLCOMBE	52 33.68	2 Secs
GEORGE YEOMANS	54 33.77	1 Secs
LEO CHARLES	66 33.97	3 Secs
EDDY STACK	65 34.19	Go
VIVIENNE CASH	47 34.52	2 Secs
BRIAN HOLCOMBE	54 34.56	5 Secs
ALAN SINCLAIR	49 34.74	8 Secs
NYALA MILLAR	57 34.80	2 Secs
KEVIN MARION	65 35.15	5 Secs
BOB WISHART	56 36.02	7 Secs
DOMENICO MORINA	61 36.77	Go
STEPHEN YOUNG	47 38.73	7 Secs
PETER FIELD	41 38.73	6 Secs
DON PRITCHARD	49 50.60	4 Secs
ANN HOLCOMBE	52 1.02	1.40

600 MTRS E/T - 14.12.99

	Clock	Est
ALAN SINCLAIR	49 1.36.6	1.39
PETER FIELD	41 1.39.2	1.38
LES MOLLARD	46 1.42.0	1.42.3
RAY O'CONNOR	62 1.46.5	1.48
JENNY STEPHENS	40 1.47.5	1.45
STEPHEN YOUNG	47 1.49.0	1.50
ANN HOLCOMBE	52 1.49.5	1.50
DOUG ADENEY	55 1.50.4	1.50
BOB WISHART	58 2.00.0	1.49
HOWARD FOX	52 2.03.8	2.04
JOHN WAITE	59 2.07.8	1.38
Winner on Est time		
Les Mollard	0.03	
Doug Adeney	0.04	
Howard Fox	0.06	

RESULTS OF MEETINGS HELD AT CAULFIELD - DECEMBER 1999

10 LAPS RUN GRASS EST TIME 14.12.99

	Clock	Est
JIM McLURE	52 26.52	26.52 0.00
JIM BERRINGTON	43 24.35	24.30 0.05
DENIS THORNTON	44 29.15	29.07 0.08
GRAHAM PHILPOTT	56 27.38	27.50 0.12
COLIN MILLER	57 33.22	33.00 0.22
DOMINICO MORINA	60 3.46	33.20 0.26
JOHN WAITE	59 28.28	29.00 0.32
SHANE WATERMAN	34 30.18	29.45 0.33
TERRY O'LOUGHLIN	34.24	35.00 0.36
CASE HUYSMAN	66 33.28	32.00 0.38
FRANK NEILL	61 29.30	29.14 0.46
RHONDA TRENGROVE	50 32.50	31.58 0.52
LOUIS WASER	53 28.25	27.30 0.55
KEVIN BROWNE	63 30.25	29.25 1.00
LES MOLLARD	46 25.00	23.43 1.17
DAVID JONES	62 32.59	31.40 1.19
RON LITTLE	56 30.45	29.20 1.25
WAYNE WILLIAMS	29 25.25	23.59 1.26
FRANK ALLAN	56 30.08	28.38 1.30
JAN BURROWS	49 32.51	31.19 1.32
JOY HERBERT	55 34.36	33.00 1.36
GERRY BLANCHFIELD	57 35.07	33.00 2.07
BOB POWER	57 29.28	32.00 2.32
DES MIDDLETON	53 31.14	34.00 2.46
GREG MAULDON	62 32.41	29.52 2.49
JEFF MARK	50 30.29	33.20 2.51
JEFF BOOT	43 29.31	26.30 3.01
JACK CLARKE	66 33.55	37.00 3.05
MARK BENJAMIN	62 35.10	32.00 3.10
PETE BATTRICK	58 37.13	33.30 3.43
RODNEY FORD	58 32.12	36.00 3.48
CYNTHIA ELLERY	50 38.48	34.00 4.48

4KM H/C WALK - 14.12.99

	Clock	Time	H/cap
SANDRA MIDDLETON	51	31.08	6.30
TONY JOHNSON	59	32.07	10.45
VIC HARLEY	73	32.13	3.30
JANET HOLMES	46	32.37	9.30
MARGARET BEAUMONT	61	32.43	4.30
IAN BEAUMONT	63	33.10	3.30
RON BILSTON	55	33.17	6.30
CELIA JOHNSON	52	33.21	9.30
GWEN STEED	57	33.36	10.00
FRANK WARREN	73	33.55	6.30
DARREL POLGLASE	60	34.07	4.30
RALPH FIELD	85	34.35	1.00
BEV MACKIE	59	36.05	1.00
MARLAINE STANWAY	61	36.39	6.30
GRAEME DAVIS	50	37.27	6.30

CHRISTMAS 1600 MTRS RUN - 21.12.99

PETER BENCE	5.12	JOHN WAITE	6.33
JOHN DOAMA (INV)	5.13	STEPHEN YOUNG	6.35
JIM BERRINGTON	5.20	PAUL LYNCH	6.37
PETER FIELD	5.28	KEVIN BROWNE	6.38
LESLEY GRIMES	5.35	CASE HUYSMAN	6.52
ROSS MARTIN	5.45	TERRY O'LOUGHLIN	6.57
ERNIE STEWART	5.36	DON HUGHES	6.59
TONY DORAN	5.46	RHONDA TRENGROVE	7.01
GRAHAM PHILPOTT	5.56	ANNE ALONI	7.02
LOUIS WASER	6.00	PETER BATTRICK	7.02
DES MIDDLETON	6.02	PAUL MEREDITH	7.03
NEIL SALVANO	6.04	GERRY BLANCHFIELD	7.04
F. MARTINES (INV)	6.10	JANE STURZAKER	7.17
BOB POWER	6.22	RODNEY FORD	7.19
RAY VALLANCE	6.28	CYNTHIA ELLERY	7.26
KEVIN ARMSTRONG	6.30	TERRY STUBBS	7.27
		BETTY MARK	7.40

RESULTS OF MEETINGS HELD AT CAULFIELD - DECEMBER 1999

100 MTR H/c SPRINT - 21.12.99

		Clock	H/cap
GEORGE YEOMANS	54	11.75	20 Mtrs
ANN HOLCOMBE	52	12.21	20 Mtrs
KEVIN ARMSTRONG	38	12.30	10 Mtrs
RAY O'CONNOR	62	12.48	19 Mtrs
RICHARD TREMBATH	57	12.56	7 Mtrs
BRIAN HOLCOMBE	54	12.81	11 Mtrs
ALAN SINCLAIR	49	12.73	Scr
NYALA MILLAR	57	12.94	18 Mtrs
EDDY STACK	65	13.07	24 Mtrs
DOMENICO MORINA	61	13.23	24 Mtrs
STEPHEN YOUNG	47	13.52	7 Mtrs
BOB WISHART	58	13.86	3 Mtrs
JOHN WAITE	59	13.98	18 Mtrs
PAUL MEREDITH	38	14.89	18 Mtrs
KEVIN MARION	63	17.67	12 Mtrs

1500 MTR WALK - UNDER 60 - 21.12.99

HEATHER McDONALD	50	8.06
GWEN STEED	57	8.54
SANDRA MIDDLETON	51	9.39
RON BILSTON	56	10.08
JANET HOMES	46	10.09
JANIS WRIGHT	49	10.14
VIVIENNE CASH	47	10.39
TONY JOHNSON	59	10.48
CELIA JOHNSON	52	10.51
LOUIS WASER	53	10.55
JENNY FIELD	41	11.12
ANNE BILSTON	52	12.10
GRAEME DAVIS	50	12.11
JOY HERBERT	55	12.13
BILL CARR	50	12.14
BEV MACKIE	59	13.22
MARGARET MARION		14.06
JAN GUTHRIE	58	14.55

400 MTR H/C - 21.12.99

		Clock	H/cap
BILL CARR	50	1.10.6	2 Secs
TONY QUINN	34	1.11.0	12 Secs
RAY O'CONNOR	62	1.12.2	7 Secs
ANN HOLCOMBE	52	1.13.0	6 Secs
ALAN SINCLAIR	49	1.14.0	18 Secs
DOUG ADENEY	55	1.15.2	10 Secs
RICHARD TREMBATH	57	1.16.6	14 Secs
KEVIN ARMSTRONG	38	1.17.1	10 Secs
IAN DEVER	51	1.18.0	6 Secs
BRIAN HOLCOMBE	54	1.18.5	8 Secs
STEPHEN YOUNG	47	1.19.4	12 Secs
JOHN WAITE	59	1.20.5	4 Secs
EDDY STACK	65	1.21.1	Go
BOB WISHART	58	1.21.7	12 Secs
GEORGE YEOMANS	54	1.22.5	6 Secs

1500 MTR WALK - OVER 60 - 21.12.99

RAY O'CONNOR	62	9.33
MAUREEN SEEDSMAN	62	10.23
KEVIN MARION	63	10.40
MARGARET BEAUMONT		10.50
RALPH FIELD	86	13.23
FRANK WARREN	73	13.23
MARLAINE STANWAY	61	12.19
IAN BEAUMONT	63	11.27
PAM MEWS	64	13.22
JOAN CLARKE	65	14.28
DARREL POLGLASE	60	11.24
MARGARET MARION	59	13.22

800 MTRS E/TIME RUN - 28.12.99

		Actual
ALAN SINCLAIR	49	2.17
PETER FIELD	41	2.24
RAY O'CONNOR	62	2.32
DOUG ADENEY	55	2.30
KEVIN ARMSTRONG	38	2.40

1st Est time
 Ray O'Connor + 1.5 secs
 Peter Field + 3.4 secs
 Doug Adeney + 5.3 secs

RESULTS OF MEETINGS HELD AT CAULFIELD DECEMBER 1999

5K EST TIME RUN 28.12.99

		Actual	Est
JIM BERRINGTON	43	18.24	18.40
LESLEY GRIMES	39	19.05	19.15
PETER FIELD	41	19.30	19.35
JIM McLURE	54	19.52	20.25
NEIL SALVANO	47	20.11	20.15
GRAHAM PHILPOTT	56	20.12	20.00
DAVID SHEEHAN	52	20.35	20.12
DENIS THORNTON	44	21.16	21.10
MIKE HOGAN	40	21.39	21.30
KEVIN BROWNE	63	22.25	21.55
FRED BICHSEL	62	22.26	22.50
DES MIDDLETON	53	22.35	22.40
KEVIN ARMSTRONG	38	22.38	21.50
ROY STANWAY	66	22.47	22.30
HOWARD ROSS	54	23.47	21.10
JAN BURROWS	49	23.52	23.50
JACK CLARKE	66	23.58	25.00
PAUL LYNCH	50	23.59	23.30
RHONDA TRENGROVE	52	24.06	24.29
RODNEY FORD	58	24.42	24.50
COLIN MILLER	57	25.09	24.00
PETE BATTRICK	56	25.11	25.45
JOY HERBERT	55	25.15	24.40
JUDY WINES	61	26.18	26.20
KENNY HILL	57	27.07	26.10
CYNTHIA ELLERY	50	27.24	28.20

Joint Winners for Est Time
 Jan Burrows and Judy Wines 0.02 Secs

200 MTR H/C - 28.12.99

		Clock	H/cap
MICHAEL HOGAN	40	30.43	1 Sec
KEVIN ARMSTRONG	38	30.67	2 Sec
BRIAN HOLCOMBE	54	30.97	2 Sec
PETER FIELD	41	31.35	2 Sec
KEVIN MARION	63	31.74	2 Sec
LEO CHARLES	66	32.03	Go
ANN HOLCOMBE	52	32.38	Go
RAY O'CONNOR	62	32.68	Go
PAUL LYNCH	50	33.30	Go

4K WALK - EST TIME - 28.12.99

FRANK WARREN	73	26.58	27.13 + 15
MARGARET BEAUMONT	28.20		28.29 + 9
IAN BEAUMONT	63	30.30	29.59 - 31
MARLAINE STANWAY	61	29.20	29.36 + 16
JENNY FIELD	41	28.15	28.45 + 30
JULIE HOGAN	35	33.00	31.56 - 1.04
GWEN STEED	57	23.30	23.39 + 9
RON BILSTON	56	26.08	26.41 + 33
SANDRA MIDDLETON	51	25.12	25.24 + 12
CELIA JOHNSON	52	23.45	23.57 + 12
TONY JOHNSON	59	22.05	20.44 1.11

1st Est Time Marg Beaumont + 9
1st Gwen Steed + 9
2nd Sandra Middleton + 12
2nd Celia Johnson + 12
3rd Frank Warren + 15

ADVERTISERS WANTED

We have room for a few small advertisements in future copies of 'AROUND THE GROUNDS'
Have you a business you would like the members to be aware of?
By advertising through us, you will be helping to keep our magazine free to members, as well as helping yourself.
The cost to you is very small. For further information, please ring me on 9795 1169.
 Peter Colthup - Editor



PHYSIOTHERAPY

RUNNING INJURIES

PETER BRUCE
 Manipulative Physiotherapist
 59 Blackburn Road
 Mount Waverley
 PH : 9802 2294



AUSTRALIAN PHYSIOTHERAPY ASSOCIATION

Have your problem treated by a practitioner actively involved in the sport (40 years a runner and past State marathon title holder)
Thirty five years of treating athletes from club to elite level.

SPECIAL INTERESTS

- Low back pain and sciatica / hamstring
- Shin splints and Achilles pain (a new approach by active exercise correction)
 - Foot and heel pain
 - Runners knee.

MENTONE VENUE RESULTS

20/10/99
1000 METRES

1. Alan SINCLAIR	49	3.20.8
2. Stephen YOUNG	47	3.23.1
3. John WAITE	58	3.48.5

100 METRES H/C

1. Stephen YOUNG	47	12.20
2. Nyala MILLAR	57	12.28
3. Leo CHARLES	66	12.30
4. Alan SINCLAIR	49	12.33
Glad WISHART	55	11.90
Mike JOHNSTON	78	11.87
Eddie GAMBLE	84	12.88
Gordon GOURLAY	70	12.05

4K WALK

1. Ian CASSELL	46	21.54
2. Gordon GOURLAY	70	26.37
3. Cathy HOLLOWAY	25	27.42
4. Rae ATKINS	68	27.58
Ian BEAUMONT	63	30.56
Margaret BEAUMONT	61	29.07
Fred BROCKS (7L)	65	17.02
Janette	48	20.08

2K WALK

1. Gwen STEED	57	11.22
2. Janet FORD	31	11.42
3. B.HUGO	59	13.51
John BECK	63	14.10
Darrel POLYGLASE	60	14.06
Lori UEBERGANG	48	15.01
Pam MEWS	64	14.58
Ern WALKER (3L)	86	9.24

5K E.T. TROPHY

1. Rhonda TREN GROVE	51	24.42
2. Doug WALLACE	58	21.32
3. Greg MAULDON	62	23.27
Laurie COLLARD	42	20.40
Robert HURTIG		21.04
Jan GARRARD	51	27.16
Rob FINLEY	50	22.02
Rodney FORD	58	25.42
Joy HEBBERT		25.42
Ray KEMP	72	22.57
Dick JEFFREY	56	21.07
Don McLEAN	65	23.43
Sonya McLENNAN	47	22.13
Marion PERAZZO	47	24.21
Terry O'LOUGHLIN	49	28.02
Kitty PENFOLD		30.31
Greg WILLIAM	46	21.32
Louis WASER	53	21.57
Peter WEEKS	45	19.23

27/10/99
300 METRES E.T.

1. Stephen YOUNG	47	43.12
2. Mike JOHNSTON		50.97
3. Bob WISHART		42.69
4. Howard FOX		42.45

70 METRES

1. Howard FOX	52	8.99
2. Bob WISHART	57	9.16
3. Stephen YOUNG	47	10.13
4. Mike JOHNSTON	78	10.39
5. Glad WISHART	55	11.77

3K WALK

1. Fred BROOKS	65	18.01
2. Don HUGHES	62	19.12
3. Maureen SEEDSMAN	62	19.23
4. Rae ATKINS	68	20.31
5. Margaret McCORMACK	54	20.43
6. Janette GUNN	46	21.28
7. Lori UEBERGANG	48	22.33
8. Nola FINN	63	25.39

3K RUN

1. Peter WEEKS	45	11.04
2. Robert HURTIG	38	11.40
3. Dick JEFFREY	56	11.47
4. Ian CASSELL	46	11.53
Viv CASH		14.37
Jan GARRARD	51	15.24
Rod FORD		13.37
Ray KEMP	72	13.32
Sonya McLENNAN	47	12.32
Clarke	35	14.21
Marion PERAZZO	48	13.58
Greg MOULDON	62	13.22
Sylvia MACHIN	58	15.26
Ashley PAGE	59	13.53
Kitty PENFOLD	57	17.53
Terry O'LOUGHLIN	49	15.05
Rhonda TREN GROVE	51	14.19
Doug WALLACE	58	12.28
Louis WASER	53	12.49

MENTONE VENUE RESULTS

3/11/99
ROB JENNINGS MEMORIAL TROPHY
800 METRES H/C

1. Louis WASER	53	2.48.4
2. Alan SINCLAIR	49	2.19.2
3. Sonya McLENNAN	47	2.50.9
4. Ian CASSELL	46	2.42.7
5. Stephen YOUNG	47	2.37.4
6. Bob WISHART	57	2.45.9
7. Ross KENT	57	2.33.9
8. John WAITE	59	2.54.7
9. Mike JOHNSTON	78	3.14

200 METRES E.T.

1. Mike JOHNSTON	78	32.21
2. Nyala MILLAR	57	32.95
3. John WAITE	59	33.99
Stephen YOUNG	47	28.4
Glad WISHART	55	37.15

6.7K RUN

1. Peter WEEKS	45	27.23
2. Louis WASER	52	28.04
3. John WAITE	59	29.55
3. Rob HURTIG		28.50
4. Greg MAULDON	62	30.41
5. Rodney FORD	58	31.39
6. Ray KEMP	72	31.47
7. Paul L	50	31.56
8. Sonya McLENNAN	47	32.00
Case HUYSMAN	66	33.30
Jan GARRARD	51	35.29
Sylvia MACHIN		35.40
Marion PERAZZO	48	32.15
Ashley PAGE	59	32.22
Terry O'LOUGHLIN	49	36.40

FRANKSTON VENUE

2400 metre walk 25.11.99

1. John HALLO	57	14.29
2. Stan ROSS	61	15.41
3. Denise LEGGETT	40	16.09
4. Penny HALL		16.20
5. Jean LEGGETT	63	17.17
6. Jayne CARTER	48	17.38
7. Sylvia ROSS	60	17.47
8. Carmel PARKER	34	17.51
9. Kees ZWYENBURG	70	18.08
10. Ern WALKER	86	20.22
Jim STRICKLAND	69	15.00
5 laps		
Bevan DAVIS	70	13.19
4 laps		

1000 metre run 25.11.99

1. Peter TUCKETT	40	3.08
2. Tony QUINN	34	3.09
3. Charlie MALLIA	50	3.24
4. Nick ATHERTON	48	3.27
5. Dale BRUCE	39	4.05
6. Tina VALLANCE	45	4.13
7. Lindsay BEATON	49	4.29
8. Syd ELKS	74	4.42
8. Ian MACARTHUR	58	4.42

~~WANTED TO BUY~~
~~TWO HIGH JUMP MATS~~
Bob CONNELL 03 5174 0761
~~Latrobe Valley Veterans~~

RESULTS FROM DONCASTER VENUE - NOVEMBER 1999

400 METRE SPRINT 29.11.1999 Contd.

Heat 2:

1 Jim SHAND	61	68.7
2 Murray ADAM	56	71.5
3 Lyn JAMIESON	46	71.6
4 John WAITE	59	75.4
5 Alex HARRIS	70	77.4
6 Petrina TROWBRIDGE	52	79.0
7 Jan BURROWS	49	79.3
8 Kathy SKULTETY	58	81.3
600 METRE MIXED RELAYS 29.11.1999		
1 Phil ROSEVEAR	50	
Craig QUILTY	35	
Tom LEONG	58	89.7

600 METRE MIXED RELAYS 29.11.1999 Contd.

2 Alan SINCLAIR	49	
Ian McFARLANE		90.3
3 Richard KERRIDGE	51	
Richard TREMBATH	57	96.0
4 Nyala MILLAR	57	
June REEVES	54	
Antonella WEARNE	33	105.3
5 John WAITE	59	
Petrina TROWBRIDGE	52	
Ian BURROWS	49	105.8
6 Lyn JAMIESON	46	
Alex HARRIS	70	
Murray ADAM	56	106.2

COLLINGWOOD VENUE
9 NOVEMBER 1999

100 metres

1	Keith HOWDEN	54	12.96
2	Keith MOODY	55	14.56
3	Liz MITCHELL	56	17.14
4	Don WARDEN	75	17.70
5	Bryan KELLY	51	19.08
6	Glenys BRAIN	54	24.80

1000 metres

1	Ian GAINNEY (W/C)	47	2.51.00
2	Gerard ADRIAN	39	3.08.64
3	Keith MOODY	55	3.21.25
4	Westly WINDSOR	55	3.28.10
5	Mike BOURKE	46	3.30.00
6	Wasył DROSDOWSKY	48	3.33.54
7	Bruce GIBBS	50	3.48.58
8	Bryan KELLY	51	4.08.02
9	John MITCHELL	58	4.10.40
10	Peter JOHNSTONE	63	4.29.89
11	Margaret DALHEIM	71	6.42.49

4 x 200 metres Relay

1	Gerard ADRIAN	39	
	Denise HARDMAN	49	
	Wasył DROSDOWSKY	48	
	Bill HARRISON	57	2.08.43
2	Patrick KELLY	Inv	
	Les CATIONS	42	
	Mario MUSCAT	45	
	Liz MITCHELL	58	2.25.90

3	Keith HOWDEN	54	
	Glenys BRAIN	54	
	Peter BLACK	54	
	John MITCHELL	58	2.25.91
4	Keith MOODY	55	
	Carol RYAN	55	
	Bryan KELLY	51	
	Don WARDEN	75	2.27.45

2000 metres

1	Ken DUXBURY	45	7.13
2	Don WARDEN	75	12.48

4000 metres

1	Ken SENIOR	53	14.42
2	Westly WINDSOR	55	15.15
3	Rod BAYLEY	53	15.44
4	Bill HARRISON	57	16.23
5	Troy KAMENE	Inv	16.56
6	Mike BOURKE	46	17.12
7	John POCOCK	56	17.22
8	John PEACOCK	63	18.03
9	Ian MORGAN	54	18.09
10	Denise HARDMAN	49	18.11
11	Tek YEO	57	18.40
12	Bryan KELLY	51	18.49
13	Mario MUSCAT	45	18.52
14	John MITCHELL	58	19.31
15	Liz MITCHELL	56	21.52
16	John NOONAN	56	22.33
17	Rob WILSON	54	22.34
18	Christine GRIFFITHS (W)	50	32.45
19	Les CATIONS	42	37.47

8000 metres

1	Ian GAINNEY (W/C)	47	23.47
2	Ted PAULIN	61	30.18
3	Robert DUNNING	42	30.55
4	Jim HOPKINS	50	32.52
5	Gary BELL	45	36.19
6	Ray HARBERT	60	38.49

COLLINGWOOD VENUE
16 NOVEMBER 1999

60 metres

1	Peter HADGRAFT	41	9.59
2	Wendy TOWN	31	10.00
3	Bryan KELLY	51	10.50
4	Don WARDEN	75	10.52

1500 metres

1	Gerard ADRIAN	395.05.85	
2	Patrick KELLY	Inv5.09.88	

3	Paul BAN	44	5.11.93
4	Keith MOODY	55	5.23.18
5	Robert DUNNING	42	5.28.34
6	Mike BOYLE	59	5.31.65
7	Trevor MARSH	51	5.43.29
8	Gary BELL	45	6.11.06
9	Bryan KELLY	51	6.29.23
10	Nick BOURKE	Inv	6.30.57
=11	Wendy TOWN	31	7.43.09
=11	Peter HADGRAFT	41	7.43.09
13	Christine GRIFFITHS (W)	50	10.29.01
14	Carol RYAN (W)	55	10.43.12

150 metres Heat 1

1	Peter HADGRAFT	41	22.83
2	Denise HARDMAN	49	22.99
3	Wendy TOWN	31	24.25
4	Bryan KELLY	51	25.99

150 metres Heat 2

1	Bruce GIBBS	50	19.45
2	Gerard ADRIAN	39	19.76
3	Keith MOODY	55	20.04
4	Paul BAN	44	21.21
5	Kim BOWRING	42	24.77

3000 metres

1	Ken DUXBURY	45	10.56
2	Paul BAN	44	11.50
3	Mike BOYLE	59	12.05
4	Ian McLEOD	54	12.05
5	Graeme PAUL	45	12.35
6	John POCOCK	56	13.02
7	Keith LODGE	68	13.09
8	Wasył DROSDOWSKY	48	13.21
9	Ray HARBERT	60	13.30
10	Denis HARDMAN	49	13.31
11	Tek YEO	57	13.35
12	Bruce GIBBS	50	13.41
13	Mario MUSCAT	45	13.46
14	Peter HADGRAFT	41	14.49
15	Bill RYAN	58	14.55
16	Val McLEOD	52	15.11
17	Bryan KELLY	51	15.23
18	John NOONAN	56	16.01
19	Lorraine BEALE	57	18.12

20	Christine GRIFFITHS	50	19.02
21	Les CATIONS	41	19.57
22	Margaret DALHEIM	71	21.47

5000 metres

1	Ken SENIOR	53	18.35
2	Robert DUNNING	42	18.41
3	Jim HOPKINS	50	19.56
4	Bill HARRISON	57	20.28
5	Trevor MARSH	51	20.43
6	Gary BELL	45	22.06
7	Ray BEALE	55	28.23

COLLINGWOOD VENUE
23 NOVEMBER 1999

120 metres

1	Keith HOWDEN	54	15.39
2	Keith MOODY	55	19.49
3	Bryan KELLY	51	22.32
4	Don WARDEN	75	23.35

800 metres Nominate Own Time

			Clock	Est	Diff
1	Ian GAINNEY (W/C)	47	2.15.28	2.20	-0.05
2	Gerard ADRIAN	39	2.19.66	2.20	-0.00.34
3	Keith MOODY	55	2.21.47	2.28	+0.05
4	Ken DUXBURY	45	2.28.26	2.27	+0.01.26
5	Wasył DROSDOWSKY	48	2.36.85	2.35	+0.01.85
6	Robert DUNNING	42	2.43.69	2.50	-0.07
7	Barry BOYD	55	2.47.23	2.58	-0.11
8	Gary BELL	45	2.56.84	3.10	-0.14
9	Mario MUSCAT	45	2.57.40	3.00	-0.03
10	Mal BROWN	58	3.01.76	3.08	-0.07
11	Sarah McNAMARA	Inv	3.05.07	2.55	+0.10
12	Denise HARDMAN	49	3.06.64	3.05	+0.01.64
13	Nick BOURKE	Inv	3.07.33		
14	Mick BOURKE	47	3.07.34		
15	Peter JOHNSTONE	63	3.07.54	3.15	-0.08
16	Bryan KELLY	51	3.09.76	3.15	-0.06
17	Alan FRYDAY	52	3.15.13	3.24	-0.09
18	Peter BLACK	54	3.20.53	3.52	-0.32
=19	Don WARDEN	75	4.42.34	4.28	+0.14
=19	Les CATIONS	42	4.42.34	4.39	+0.03
21	Christine GRIFFITHS (W)	50	5.36.35	5.50	-0.13

300 metres			
1	Keith HOWDEN	54	40.17
2	Bruce GIBBS	50	44.63
3	Gerard ADRIAN	39	46.00
4	Keith MOODY	55	46.26
5	Denise HARDMAN	49	56.14
6	Bryan KELLY	51	64.00

2000 metres			
1	Patrick KELLY	Inv	6.35
2	Ian GAINEY (W/C)	47	6.35
3	Ian GILBERT	51	6.39
4	Mike BOYLEN	59	7.36
5	Wasył DROSDOWSKY	48	8.34
6	Bruce GIBBS	50	9.09
7	Nick BOURKE	Inv	9.15
8	Bill RYAN	58	9.24
9	Bryan KELLY	51	11.28
10	Christine GRIFFITHS	50	12.01
11	Don WARDEN	75	12.55
12	Les CATIONS	42	13.23

4000 metres			
1	Ken SENIOR	53	14.38
2	Bill HARRISON	57	16.17
3	Graeme PAUL	45	16.23
4	Rod BAYLEY	53	16.38
5	Keith LODGE	68	16.46
6	Mial BROWN	58	17.28
7	Voyo NIKOLIC	54	17.58
8	Tek YEO	57	18.02
9	Ray HARBERT	60	18.30
10	Denise HARDMAN	49	18.40
11	Mike BOURKE	47	18.45
12	Mario MUSCAT	45	19.37
13	Gary BELL	45	19.37
14	Shirley YOUNG	69	20.44
15	John NOONAN	56	22.10
16	Rob WILSON	54	22.18

6000 metres			
1	Westly WINDSOR	55	23.46

8000 metres			
1	Barry BOYD	55	30.19
2	Robert DUNNING	42	30.27
3	Jim HOPKINS	50	32.13
4	John POCOCK	56	37.58

COLLINGWOOD VENUE
26 OCTOBER 1999

90 metres			
1	Keith HOWDEN	54	13.76
2	Sarah McNAMARA	Inv	14.10
3	Nick BOURKE	Inv	15.07
4	Allison DROSDOWSKY	Inv	15.28
5	Iris PARK	21	16.36
6	Yoo Jin CHOI	22	17.09
7	Jocelynn BROOKS	55	17.34

1200 metres			
1	Ian GAINEY (W/C)	47	3.33
2	Patrick KELLY	Inv	3.47
3	Keith MOODY	55	3.58
4	Mike BOYLEN	59	4.09
5	Mike BOURKE	46	4.10
6	Westly WINDSOR	55	4.11
7	Barry BOYD	55	4.15
8	Ron YOUNG	68	4.32
9	Gary BELL	45	4.43
10	Peter JOHNSTONE	63	5.05
11	Sheila MEYER (Walk)	43	7.23
12	Christine GRIFFITHS (Walk)	50	8.20

200 metres			
1	Bruce GIBBS	50	27.59
2	Keith MOODY	55	27.87
3	Patrick KELLY	Inv	30.73
4	Mike BOURKE	46	33.00
5	Denis HARDMAN	49	33.24

20 minutes Estimated Distance Time Trial							
		Actual Est		Diff			
		Laps	nLaps	m	m		
1	Ken SENIOR	53	12	325	13	00	75
2	Bill HARRISON	57	11	380	11	100	230
3	Westly WINDSOR	55	11	340			
4	Rod BAYLEY	53	11	320	11	275	45
5	Mike BOYLEN	59	11	310	12	200	290
6	Graeme PAUL	45	11	275	12	00	125
7	Tony COSOLETO	48	11	199	12	200	451
8	Gary BELL	45	11	80	10	00	480
9	Rob WILSON	54	10	390	8	300	890
10	Mario MUSCAT	45	10	370	11	00	30
11	Ray HARBERT	60	10	230	10	200	30
12	Ian MORGAN	54	10	160	11	00	240
13	Denise HARDMAN	49	11	00	10	15	335
14	Wasył DROSDOWSKY	48	10	10	10	00	10
15	Bill RYAN	58	9	290	9	200	90
16	John NOONAN	56	9	115	8	300	215
17	Val McLEOD	52	9	100	8	200	300
18	Christine GRIFFITHS	50	8	50	8	100	50
19	Les CATIONS	42	7	105	7	200	95
20	Claire McVEIGH (Walk)	Inv	6	100	6	00	100

30 minutes Estimated Distance Time Trial							
		Actual Est		Diff			
		Laps	nLaps	m	m		
1	Ian GAINEY (W/C)	47	24	50	22	200	650
2	Robert DUNNING	42	19	330	19	100	230
3	Barry BOYD	55	19	70	19	160	90
4	Jim HOPKINS	50	17	250	18	100	250
5	Ron YOUNG	68	16	190	16	00	190
6	John POCOCK	56	16	50	16	00	50
7	Mial BROWN	58	15	320	15	00	320
8	Tek YEO	57	15	190	16	00	210
9	Shirley YOUNG	69	14	146	13	00	546
10	Colin HEYWOOD (W)	45	14	100	14	00	100
11	Lorraine BEALE	57	10	138	10	00	138
12	Ray BEALE	55	8	210	7	200	410

OCEANIA 2000 10th Oceania VETERAN GAMES



16th to 23rd
January 2000

Official Entry Form
& Games
Information

Organisers:
Athletics Norfolk Island
For:
The Oceania Association of
Veteran Athletes

COLLINGWOOD VENUE
7 DECEMBER 1999

500 metres

1	Sue HENDY	41	8.00
2	Peter HADGRAFT	42	8.11
3	Don WARDEN	75	8.70

500 metres

1	Patrick KELLY	Inv	1.20.30
2	Bruce GIBBS	50	1.26.75
3	Mike BOYLEN	59	1.32.71
4	Sarah McNAMARA	Inv	1.39.96
5	Sue HENDY	41	1.44.50
6	Westly WINDSOR	56	1.49.43
7	Barry BOYD	55	1.51.20
8	Peter HADGRAFT	42	1.53.67
9	Don WARDEN	75	2.20.88
10	Christine GRIFFITHS (W)	50	3.25.55

4000 metres Boulevard Run

1	Ken SENIOR	53	15.27
2	Ian McLEOD	53	17.17
3	Gerard ADRIAN	39	17.31
4	Graeme PAUL	45	17.41
5	John PEACOCK	63	19.20
6	Denise HARDMAN	49	19.27
7	Mario MUSCAT	45	19.32
8	Glen McELDOWNEY	44	20.25
9	Peter JOHNSTONE	63	20.50
10	Val McLEOD	53	21.04
11	Bryan KELLY	51	21.37
12	Peter BLACK	54	23.07
13	Sue HENDY	41	23.25
14	Keith ROUTLEY	75	26.13
15	Don WARDEN	75	27.44
16	Margaret DALHEIM	71	29.16
17	Christine GRIFFITHS	50	30.32
18	Lorraine BEALE	57	30.33

7400 metres Boulevard Run

1	Ken DUXBURY	46	28.16
2	Barry BOYD	55	28.28
3	Ted PAULIN	61	28.47
4	Robert DUNNING	42	29.04
5	Westly WINDSOR	56	30.51
6	Jorge TORRICO	52	31.31
7	Bill HARRISON	57	32.31

8	Garry BELL	45	33.04
9	Mike BOYLEN	59	33.14
10	Mal BROWN	58	34.26
11	Voyo NIKOLIC	54	35.21
12	Len HALLETT	50	36.34
13	Ray HARBERT	60	36.57
14	Wasył DROSDOWSKY	48	37.14
15	Ian MORGAN	54	38.12
16	John POCOCK	56	41.13
17	Shirley YOUNG	69	42.51
18	Peter HADGRAFT	42	42.51
19	Carol RYAN	55	58.00
20	Glenyse BRAIN	54	58.00

COLLINGWOOD VENUE
14 DECEMBER 1999

1200 metres

1	Keith HOWDEN	54	14.95
2	Colin OSBORN	Inv	15.17
3	Gerard ADRIAN	39	15.43
4	Patrick KELLY	Inv	18.29
5	Sarah McNAMARA	Inv	18.58
6	Allison DROSDOWSKY	Inv	21.54
7	Don WARDEN	75	21.87

1000 metres

1	Ian GAINEY (W/C)	47	2.51.35
2	Gerard ADRIAN	39	3.08.31
3	Paul BAN	44	3.10.02
4	Ted PAULIN	61	3.13.83
5	Westly WINDSOR	55	3.18.32
6	Mike BOURKE	46	3.22.86
7	Jay KAMEME	Inv	3.26.61
8	Barry BOYD	55	3.31.59
9	Wasył DROSDOWSKY	48	3.34.53
10	Ian McLEOD	54	3.39.65
11	Gary BELL	45	3.55.41
12	Denise HARDMAN	49	4.05.78
13	Bill RYAN	58	4.14.99
14	Eloise MOULAN	Inv	4.20.91
15	Val McLEOD	53	4.28.65
16	Bryan KELLY	52	5.04.64
17	Carol RYAN	55	6.13.32
18	Christine GRIFFITHS (W)	50	7.07.75
19	Les CATIONS	42	8.12.62

400 metres Heat 1

1	Colin OSBORN	Inv	57.90
2	Patrick KELLY	Inv	58.83
3	Mario MUSCAT	45	1.10.78
4	Robert DUNNING	42	1.12.21

400 metres Heat 2

1	Wasył DROSDOWSKY	48	1.05.46
2	Ian McLEOD	54	1.07.28
3	Jay KAMEME	Inv	1.12.40
4	Sarah McNAMARA	Inv	1.13.92
5	Don WARDEN	75	1.40.70

1200 metres

1	Don WARDEN	75	7.52
---	------------	----	------

2000 metres

1	Alan FRYDAY	52	8.40
2	Eloise MOULAN	Inv	10.02
3	Peter BLACK	54	10.39
4	Keith ROUTLEY	75	12.11
5	Les CATIONS	42	16.46

4000 metres

1	Ken SENIOR	53	14.51
2	Ted PAULIN	61	14.52
3	Rod BAYLEY	53	16.04
4	Graeme PAUL	45	16.44
5	Ron YOUNG	68	17.32
6	Len HALLETT	50	17.47
7	Vojo NIKOLIC	54	17.53
8	Ray HARBERT	60	18.20
9	Ian McLEOD	54	18.30
10	John PEACOCK	63	18.30
11	Ian MORGAN	54	18.44
12	Denis HARDMAN	49	18.47
13	Shirley YOUNG	69	19.21
14	Bill RYAN	58	19.46
15	John MITCHELL	58	19.54
16	Colin HEYWOOD (W)	45	20.05
17	Val McLEOD	53	20.41
18	Mario MUSCAT	45	20.45
19	Rob WILSON	54	22.08
20	John NOONAN	56	22.09
21	Margaret DALHEIM	71	25.54
22	Lorraine BEALE	57	27.40
23	Christine GRIFFITHS	50	29.04

(2k Run / 2k Walk)

24	Ray BEALE	55	30.57
----	-----------	----	-------

8000 metres

1	Gary BELL	45	37.27
---	-----------	----	-------

10000 metres

1	Ian GAINEY (W/C)	47	31.13
2	Barry BOYD	55	39.41
3	Robert DUNNING	42	39.55
4	Troy KAMEME	Inv	46.31

COLLINGWOOD VENUE
21 DECEMBER 1999

110 metres Christmas Handicap
Heat 1

=1	Liz MITCHELL	56	29	13.71
=1	Harold STEVENS	71	50	13.71
3	Ian MORGAN	54	33	14.05
4	Allison DROSDOWSKY	Inv	23	14.39
5	Scott BARNETT	Inv	12	14.68
6	Keith HOWDEN	54	1	15.62

Heat 2

1	Alice MOLEN	Inv	22	13.45
2	Wasył DROSDOWSKY	48	12	13.78
3	Don WARDEN	75	31	13.78
4	Carol RYAN	55	41	13.80
5	Garry NICOLS	44	Scr	13.92
6	David POCOCK	Inv	7	14.23

Heat 3

1	Liz MOLEN	Inv	24	13.45
2	Denise HARDMAN	49	27	13.39
3	Barry BOYD	55	30	13.66
4	Paul BAN	44	12	13.85
5	Patrick KELLY	Inv	3	14.13
6	Val McLEOD	53	35	15.27
7	Christine GRIFFITHS	50	32	16.47

Heat 4				
1	Richard HEYWOOD	Inv	15	13.42
2	Gerard ADRIAN	39	4	13.89
3	Alex HARRIS	70	21	14.19
4	Lorraine BEALE	57	50	14.48
5	Les CATIONS	42	25	15.39
6	Peter BLACK	54	19	15.64
7	Margaret DALHEIM	71	40	16.47

Heat 5				
1	Robert DUNNING	43	23	13.25
2	Bob GRACE	55	9	13.73
3	John NOONAN	56	29	13.97
4	Mario MUSCAT	45	15	14.18
5	Colin HEYWOOD	45	12	14.41
6	Glenyse BRAIN	54	45	15.06
7	Jocelyn BROOKS	55	25	16.91

FINAL				
1	Robert DUNNING	43	23	12.55
2	Liz MOLEN	Inv	24	12.85
3	Richard HEYWOOD	Inv	15	13.35
4	Harold STEVENS	71	50	13.60
5	Denise HARDMAN	49	27	13.81
6	Bob GRACE	55	9	13.97
7	Alice MOLEN	Inv	22	14.17
8	Liz MITCHELL	56	29	14.38

800 metres Relay
Closest team to 2.37.00
Heat 1

1	Richard HEYWOOD	Inv		
	Alex HARRIS	70		
	Warren HALLIDAY	38	2.24.20	
2	Mario MUSCAT	45		
	Liz MITCHELL	56		
	Jorge TORRICO	52	2.24.66	
3	Sheila MEYER	43		
	Ian GAINEY (W/C)	47		
	Glenyse BRAIN	54	2.25.07	
4	Colin HEYWOOD	45		
	Christine GRIFFITHS	50		
	Peter BLACK	54	2.25.89	

5	Wasy DROSDOWSKY	48		
	Margaret DALHEIM	71		
	Mike POCOCK	Inv	2.37.07	
6	John MITCHELL	58		
	Rod BAYLEY	53		
	Heidi MOLEN	44	2.37.36	
7	Scott BARNETT	Inv		
	Ian MORGAN	54		
	Heather JOHNSTONE	55	2.45.18	
8	Tino FULGENZI	51		
	Don WARDEN	75		
	Debra HALLIDAY	38	2.49.55	

Heat 2

1	Elizabeth MOLEN	Inv		
	Robert DUNNING	43		
	Barry BOYD	55	2.19.65	
2	Val McLEOD	53		
	Len HALLETT	50		
	Keith MOODY	55	2.26.70	
3	Alice MOLEN	Inv		
	Paul BAN	44		
	Diane BRIMACOMBE	55	2.32.50	
4	Gerard ADRIAN	39		
	Rob WILSON	54		
	David POCOCK	Inv	2.36.00	
5	Elose MOLEN	Inv		
	Graeme PAUL	45		
	John POCOCK	56	2.37.36	
6	Ted PAULIN	61		
	Emily PAULIN	Inv		
	Amanda PAULIN	Inv	2.38.40	
7	Les CATIONS	42		
	Ken SENIOR	53		
	Denise HARDMAN	49	2.40.70	
8	Carol RYAN	55		
	Patrick KELLY	Inv		
	Keith HOWDEN	54	2.42.57	

3000 metres Spiral Handicap

		Clock	Hcp	Act
1	Val McLEOD*	58	16.26	3.50 12.36
2	Jorge TORRICO*	52	16.48	6.45 10.03
3	Barry BOYD*	55	16.51	7.25 9.26
4	Ian GAINEY*	47	NA	8.50 NA
5	Debra HALLIDAY*	38	NA	5.15 NA
6	Shirley YOUNG*	69	NA	4.55 12.28?
* (First six all one lap short)				
7	Troy KAMENE	Inv	17.22	4.55 12.27
8	Patrick KELLY	Inv	17.47	7.20 10.27
9	Jim HOPKINS	50	18.00	6.15 11.45
10	Liz MITCHELL	56	18.13	1.50 16.23
11	Rob WILSON	54	18.23	5.25 12.58
12	Ken SENIOR	53	18.24	7.30 10.54
13	David POCOCK	Inv	18.33	6.05 12.28
14	Graeme PAUL	45	18.37	6.40 11.57
15	John POCOCK	56	18.42	6.10 12.32
16	Richard HEYWOOD	Inv	18.45	6.00 12.45
17	Rod BAYLEY	53	18.47	6.40 12.07
18	Tony COSOLETO	48	18.48	6.30 12.18
19	Hugh KIRKMAN	Inv	18.49	7.05 11.44
20	Robert DUNNING	43	18.53	7.50 11.03
21	Denise HARDMAN	49	18.57	5.20 13.37
22	Warren HALLIDAY	38	19.01	9.15 9.46
23	Mario MUSCAT	45	19.03	6.00 13.03
24	Peter BLACK	54	19.04	3.00 16.04
25	Ken DUXBURY	45	19.05	8.10 10.55
26	Ted PAULIN	61	19.06	8.00 11.06
27	Mike POCOCK	Inv	19.08	3.05 16.03
28	Ray HERBERT	60	19.09	6.00 13.09
29	Paul BAN	44	19.12	7.35 11.37
30	Colin HEYWOOD (W)	45	19.15	4.50 14.25
31	Gary BELL	45	19.17	6.00 13.17
32	Pat COOPER	Inv	19.20	4.20 15.00
33	Rob WATERS		19.20	7.00 12.20
34	John MITCHELL	58	19.23	6.05 13.18
35	Wasy DROSDOWSKY	48	19.27	6.05 13.22

36	Eloise MOLEN	Inv	19.30	3.20 16.10
37	Mal BROWN	58	19.32	6.30 13.02
38	Ian MORGAN	53	19.35	5.40 13.55
39	Peter JOHNSTONE	63	19.37	4.15 15.22
40	Trevor MARSH	52	19.38	7.45 11.53
41	Len HALLETT	50	20.07	6.15 13.52
42	Margaret DALHEIM	71	20.22	0.00 20.22
43	Scott BARNETT	Inv	21.00	6.00 15.00
44	Rosemary MORGAN	50	21.16	0.00 21.16
45	Lorraine BEALE	57	21.18	0.50 20.28
46	Heidi MOLEN	44	21.18	3.00 18.18
47	Tino FULGENZI	51	21.30	6.00 15.30
48	Les CATIONS	42	21.38	0.00 21.38
49	Alice MOLEN	Inv	22.38	0.00 22.38
50	Ray BEALE	55	22.41	0.00 22.41
51	Christine GRIFFITHS	50	24.48	1.40 23.08
52	Ruth POCOCK		29.46	0.00 29.46
53	Helen BAYLEY		29.46	0.00 29.46

Questions anyone?

If you have any inquiries about the Honda Masters Games, Alice Springs the friendly Games Office staff will be happy to help you.

Simply write to:
Games Office, PO Box 1095
Alice Springs NT 0871
or telephone:
(08) 8951 5329 1800 65 8951

or fax:
(08) 8951 5330

RESULTS FROM EAST BURWOOD - DECEMBER

2/12/99 100 METRE HANDICAP HEAT 1

1	Kerrin BRAITHWAITE	43	13	32
2	Frank TUTCHENER	72	13	51
3	Jenny FAWKES	42	13	87
4	Jan BURROWS	49	13	99

HEAT 2

1	Brian TAIT	58	13	56
2	Gordon STEPHEN	46	14	09
3	Mandy LEE	43	14	22
4	Bob HAYES	61	15	07

HEAT 3

1	Alan SINCLAIR	49	12	99
2	Richard TREMBATH	57	13	20
3	Bob GRACE	54	13	39
4	John DONOVAN	30	13	97

1 K WALK

1	George SIMONS	64	10.14.6
2	Tony MARTIN	71	10.26.9
3	Shirley COPPOCK	63	10.27.1
4	Margaret SMITH	60	10.31.7
5	Elaine RUTHERFORD	70	10.48.7
6	Cynthia HERBERT	56	11.18.5
7	Phyllis GOSBELL	61	12.10.9
8	Bob LEWIS	71	12.11.3

1 MILE

1	Ewen WILSON	46	5	10
2	Stewart HANDASYDE	47	6	06
3	Jenny FAWKES	42	6	20
4	Bob HAYES	61	6	23
5	John SUTTON	56	6	31
6	John BELL	55	6	31
7	Sue ALBERT	34	7	57
8	Jan BURROWS	49	7	57

300 METRES HEAT 1

1	Alan SINCLAIR	49	42	7
2	Richard TREMBATH	57	44	7
3	John DONOVAN	30	47	4
4	Geny CLARKE	21	48	7
5	Mandy LEE	43	51	5
6	Lena TORTELA	39	54	7

HEAT 2

1	Bob CURTIS	58	48	1
2	Doug PETROFF	57	51	8
3	Kerrin BRAITHWAITE	43	52	8
4	Jan BURROWS	49	56	9
5	Frank TUTCHENER	72	58	2
6	John SUTTON	56	59	1
7	Lloyd NICHOLS	58	60	0
8	Antonella WEARNE	33	65	2

2/3 K WALK, 10 LAP RUN

1	Marlene PETROFF	57	12	20
2	Joy CURTIS	57	15	38
3	Elaine RUTHERFORD	70	16	18

2/3K WALK, 10 LAP RUN

4	Bob HAYES	61	18	57
5	Doug PETROFF	57	19	07
6	John CUNNINGHAM	54	19	10
7	Ray VALLANCE	55	19	16
8	Kathie SCHLEGEL	37	19	42
9	John HALL	52	19	45
10	Leo WATSON	58	20	40
11	Lena TORTELA	39	21	46
12	Sue SUTTON W	54	22	39
13	Phyllis GOSBELL W	61	22	40
14	Frank TUTCHENER	72	22	46
15	Trevor JUPP	59	22	55
16	Shirley COPPOCK W	63	24	01
17	Sue ALBERT	34	26	55
18	Jan BURROWS	49	26	56
19	Norm KEITH W	72	27	03
20	Karen LeROSSIGNOL	46	27	21
21	Robert PETRIE	58	35	29

Ian Prestegar Memorial 10 K

		Nomin Clock			
22	Ewen WILSON	37	00	37	23
23	Graham PHILPOTT	41	40	42	39
24	Bob CURTIS	50	00	44	14
25	Murray HUTCHISON	46	12	44	15
26	Grant McDONOUGH	44	00	45	57
27	Sam DEFANIS	44	00	45	58
28	Lavinia PETRIE	44	18	46	10
29	John BELL	50	10	49	01
30	Rob BAULCH	50	31	49	07
31	Bob LEWIS	49	10	51	41
32	Vin O'BRIEN	49	05	51	43
33	Gordon STEPHEN	54	10	52	40
34	Kathy PRESTEGAR	52	45	53	19
35	Margaret SMITH	57	30	55	05
36	Tony MARTIN	57	35	55	07
37	George SIMONS			57	53
38	Ron WILSON	56	20	59	39

JAVELIN

		Metres		
1	Ilmar MANCS	69	20	80
2	Karen LeROSSIGNOL	46	20	40
3	John DONOVAN	30	18	80
4	Rhonda DUNDAS	55	18	16
5	Judy CORAM	50	17	10
6	Jenny FAWKES	42	16	36
7	Heather MORRIS	46	15	32
8	Lena TORTELA	39	13	70
9	Norm KEITH	72	13	34

9/12/99 70 METRES HEAT 1

1	Alan SINCLAIR	49	10	0
2	Marlene JOHNS	36	10	4
3	Andrew FRASER	57	10	6
4	Brian TAIT	58	10	8

RESULTS FROM EAST BURWOOD - DECEMBER

9/12/99 70 M SPRINT HEAT 2

1	Richard TREMBATH	57	10	7
2	Alex HARRIS	70	11	4
3	Mandy LEE	43	11	6
4	Wyvern BURKE	69	11	8

HEAT 3

1	Jenny FAWKES	42	11	7
2	Kerrin BRAITHWAITE	43	11	9
3	Antonella WEARNE	33	13	2

8 MIN WALK TIME TRIAL

Tina BAARSLAG	3 L	25	m
Audrey TUTCHENER	1 L	365	m
Frank TUTCHENER	1 L	365	m
Margaret SMITH	2 L	380	m
Grace SMITH	1 L	360	m
Ken WALTER	3 L	60	m
Elaine RUTHERFORD	2 L	300	m
Vern GERLACH	2 L	299	m
Phyllis GOSBELL	2 L	195	m
Tony MARTIN	2 L	195	m
Geny CLARKE	2 L	243	m
Cynthia HERBERT	2 L	262	m

1200 METRES

1	Rob BAULCH	52	4	38
2	Doug PETROFF	57	5	09
3	Mandy LEE	43	5	17
4	Wyvern BURKE	69	6	18

400 M H'CAP HEAT 2 DIV 1

		H'Cap Clock	
1	Jenny FAWKES	42	1.55.8
2	Leo WATSON	43	1.58.2
3	Kerrin BRAITHWAITE	40	1.58.6
4	Frank TUTCHENER	36	2.00.8
5	John SUTTON	40	2.01.2
6	Bob PETRIE	28	2.01.5
7	Mandy LEE	41	2.01.9
8	Eddie STACK	43	2.02.2
9	Lloyd NICHOLS	33	2.02.8
10	Alex HARRIS	41	2.03.2
11	Marlene PETROFF	27	2.04.6
12	Lavinia PETRIE	43	2.06.1
13	Vern GERLACH	28	2.09.6

HEAT 2 DIV 2

1	Doug PETROFF	45	1.56.6
2	Brian TAIT	49	1.57.7
3	Bob HAYES	46	1.58.8
4	Alan SINCLAIR	62	2.00.5
5	Marlene JOHNS	53	2.00.8
6	Bob CURTIS	50	2.01.1
7	Richard PIESSE	49	2.01.4
8	John BELL	46	2.01.7
9	Peter GRAY	47	2.02.3
10	Bill KENNEDY	44	2.02.6

HEAT 2 DIV 2 Cont.

11	Tony VITACCA	59	2.03.7
12	Gordon STEPHEN	55	2.04.1
13	Andrew FRASER	55	2.04.5

200 METRE SPRINT

1	Richard TREMBATH	57	28	8
2	Marlene JOHNS	36	29	8
3	Andrew FRASER	57	30	6
4	Brian TAIT	58	31	1
5	Antonella WEARNE	33	38	7

3 K WALK, 5 K RUN PB PB

1	Geny CLARKE	62	14	36	
2	Trevor JUPP W	59	15	44	
3	Elaine RUTHERF'D W	70	17	21	
4	Ken WALTERS W	17	33	19	07
5	Sam DEFANIS	51	19	17	
6	Graham PHILPOTT	18	49	19	26
7	Bob CURTIS	19	48	20	55
8	Lavinia PETRIE	20	29	21	02
9	Rob BAULCH	21	40	21	31
10	Richard PIESSE	21	38	21	50
11	John BELL	21	50	22	06
12	Bob HAYES	21	34	22	14
13	Vern GERLACH W	23	38	22	17
14	Don McLEAN	65	22	50	
15	Cynthia HERBERT W	21	34	23	18
16	Joy CURTIS W	57	23	41	
17	John CUNNINGHAM	23	03	23	45
18	Bob POWER	20	47	23	46
19	Vin O'BRIEN	21	37	23	47
20	John HALL	21	37	23	49
21	Dave HERBERT W	59	24	22	
22	John SUTTON	22	32	24	20
23	Jenny FAWKES	42	24	47	
24	Frank TUTCHENER	23	44	25	25
25	Kathy PRESTEGAR	25	11	25	45
26	Ron WILSON	21	49	25	46
27	Bill KENNEDY	50	25	47	
28	Gordon STEPHEN	22	56	25	49
29	Margaret SMITH	25	09	26	10
30	Jack FREDRICKSON	25	06	26	16
31	Peter GRAY	31	57	27	31
32	Coral MONK	22	50	27	37
33	Marg DUGUID	27	50	27	42
34	Audrey TUTCH W	70	27	49	
35	Bob PETRIE	29	55	28	06
36	Marlene PETROFF	30	46	28	43
37	Tony MARTIN	24	50	29	44
38	Grace SMITH W	81	31	59	

SHOT PUT

		Nomin Actual			
1	Ilmar MANCS	8	00	7	80
2	Rhonda DUNDAS	8	68	8	82
3	Heather MORRIS	8	39	8	25

RESULTS FROM CROYDON VENUE - DECEMBER 1999

RESULTS FROM EAST BURWOOD - DECEMBER

16/12/99 100 METRES HEAT 1

1 Alex HARRIS	70	14	81
2 Judy CORAM	50	16	26
3 Eddie STACK	65	17	05
4 Gwen DAVIDSON	77	20	19
5 Alf HETHERTON	71	21	49

HEAT 2

1 Andrew FRASER	57	14	18
2 Mandy LEE	43	15	52
3 Jan BURROWS	49	16	85
4 Antonelle WEARNE	33	17	95

1200 METRE WALK

1 Ken WALTERS	67	7	13
2 Maggy BISHOP	48	8	07
3 Margaret SMITH	60	8	26
4 Shirley COPPOCK	63	8	36
5 Vern GERLACH	74	8	49
6 Elaine RUTHERFORD	70	8	55
7 Cynthia HERBERT	57	8	58
8 Ray ARNOLD	50	9	30
9 Tony MARTIN	71	10	02
10 Wal RILEY	76	10	20
11 John KERR	70	10	45
12 Grace SMITH	81	12	46

100 M FINAL

1 Gordon STEPHEN	46	13	22
2 Richard TREMBATH	57	13	61
3 Brian TAIT	58	13	94
4 Frank TUTCHENER	72	14	31
5 Alan SINCLAIR	49	14	69
6 Jenny FAWKES	42	15	21

1500 METRE H'CAP

1 Bob CAHILL	2 30	7.36.9
2 Bill KENNEDY	1.15	7.38.5
3 Rob BAULCH	1.50	7.39.1
4 John BELL	1.50	7.46.4
5 Richard PIESSE	2.04	7.47.1
6 Tim CROSBIE	3.25	7.48.1
7 John SUTTON	1.40	7.51.8
8 Leo WATSON	1.20	7.58.1
9 Annette PELGRIM	2.05	8.00.4
10 Frank TUTCHENER	1.20	8.07.6
11 Vin O'BRIEN	1.35	8.08.7
12 Bob LEWIS	1.55	8.14.0
13 Ken WALTERS	0.45	8.37.1
14 Peter GRAY	1.45	8.40.1
15 Eddie STACK	2.05	9.00.6

LONG JUMP

1 Jenny FAWKES	42	3	78
2 Judy CORAM	50	3	38
3 Gwen DAVIDSON	75	2	77

4 LAP WALK, 4 K RUN

D-J-Y HANDICAP

H'Cap Clock

1 Dave HERBERT W	3.08	14	59
2 Grace SMITH W	0.07	16	50
3 Sue SUTTON W	2.10	17	07
4 Cynthia HERBERT W	4.30	17	17
5 John KERR W	3.35	17	20
6 Ken WALTERS W	7.47	17	21
7 Elaine RUTHERF'D W	5.30	17	35
8 Vern GERLACH W	5.20	17	38
9 Shirley COPPOCK W	5.54	18	00
10 Rita KERR W	2.00	18	05
11 Norm KEITH W	2.00	18	06
12 Tony MARTIN W	5.00	18	17
13 Ray ARNOLD	Scr	22	18
14 Frank TUTCHENER	5.30	25	19
15 Bill KENNEDY	8.00	25	28
16 Bob LEWIS	7.15	25	43
17 Trevor JUPP	5.00	25	47
18 Peter GRAY	5.20	26	06
19 Coral MONK	7.00	26	52
20 David NOBBS	7.00	27	08
21 John SUTTON	7.00	27	09
22 Gordon STEPHEN	9.10	27	10
23 Jenny FAWKES	8.30	27	12
24 Murray HUTCHISON	11.20	27	13
25 Kathy PRESTEGAR	6.55	27	18
26 Annette PELGRIM	9.57	27	18
27 John BELL	9.30	27	19
28 Jan BURROWS	8.08	27	22
29 Richard PIESSE	10.25	27	29
30 Margaret SMITH	7.05	27	30
31 Rob BAULCH	10.30	27	48
32 Sam DEF/NIG	12.00	27	49
33 John CUNNINGHAM	9.00	27	50
34 John HALL	9.00	27	55
35 Graham PHILPOTT	12.00	28	02
36 Ewen WILSON	14.00	28	03
37 Geoff WHEELER	14.00	28	07
38 Rob CAHILL	13.00	28	15
39 Marg DUGUID	7.00	28	34
40 Ashley RYAN	12.30	28	42
41 Ron WILSON	8.50	28	48
42 George SIMONS	5.00	30	15
43 Leo WATSON	8.00	30	48

1000 METRE WALK 7.12.1999

1 Rod NEAL	43	4.57
2 Murray HUTCHISON	50	5.38
3 Alison THOMPSON	46	5.42
4 Jan WATSON	53	5.43
5 Terry DUNN	62	5.58
6 Barrie WICKS	59	6.07
7 Ken WALTERS	67	6.17
8 Margaret SMITH	60	6.41
9 Colin THOMPSON	51	7.26
10 Phyllis GOSBELL	61	7.28
11 Corrie DeGROOT	71	7.31
12 Pat CAVANAGH	59	7.32
13 Vern GERLACH	74	7.37
14 John YATES	72	7.38
15 Colleen WATSON	51	9.28

50 METRE SPRINT 7.12.1999

1 Ron SMITH	50	7.9
2 Rhondda DUNDAS	55	8.3
3 Kevin McLAUGHLAN	56	8.6
4 Frank TUTCHENER	72	10.3
5 John YATES	72	10.5
6 Ken WALTERS	67	10.9

1000 METRE NOM. OWN TIME 7.12.1999

1 Rod NEAL **	43	3.15	3.14
2 Ian UREN	48	3.50	3.54
3 Glenn CLAUDEN	45	3.44	3.54
4 John YATES	72	5.20	5.06
5 Ken WALTERS	67	5.40	5.14

** Winner Rod Neal 1 second out

2 OR 4KM WALK 7.12.1999

2km:		
1 John YATES	72	16.56
2 Colleen WATSON	51	18.14

4km:

1 Jan WATSON	53	24.42
2 Alison THOMPSON	46	28.58
3 Barrie WICKS	59	28.59

2, 4, 6, 8, 10KM RUN 7.12.1999

2km:

1 Carolyn DICKSON	48	9.13
2 Kevin McLAUGHLAN	56	10.48
3 Ron SMITH	50	11.11
4 Phyllis GOSBELL	61	12.34
5 Vern GERLACH	74	16.55

4km:

1 Simon TENNANT	33	18.32
2 Frank TUTCHENER	72	19.36
3 Richard TODD	51	21.48
4 Pat CAVANAGH	59	24.37

2, 4, 6, 8, 10KM RUN 7.12.1999 Contd.

6km:

1 Glenn CLAUDEN	45	23.51
2 Ray MERIDA	55	25.49
3 Ian UREN	48	26.24
4 Colin THOMPSON	51	29.47
5 David NOBBS	59	29.56
6 Margaret SMITH	60	30.49
7 Karen TRAVILL	43	30.49

10km:

1 Rod NEAL	43	43.52
------------	----	-------

DISCUS THROW 7.12.1999

1 Terry DUNN	62	24.60
2 Rhondda DUNDAS	55	23.80
3 Les CLARK	69	18.57
4 Kevin McLAUGHLAN	56	18.10
5 Corrie DeGROOT	71	13.75
6 Jan WATSON	53	13.00

1200 METRE WALK 14.12.1999

1 Rod NEAL	43	6.16
2 Terry DUNN	62	7.01
3 Barrie WICKS	59	7.18
4 Ken WALTERS	67	7.31
5 Pam RICHARDS	59	8.11
6 Corrie DeGROOT	71	8.51
7 John YATES	72	9.19
8 Margaret SMITH	60	9.23
9 Norm CAMERON	55	11.00
10 George SIMONS	64	11.00
11 Lynette HILL	54	11.10
12 Frank TUTCHENER	72	11.10

1500 METRE RUN 14.12.1999

1 Colin PAGE	45	5.16
2 Rod NEAL	43	5.26
3 Ian UREN	48	5.48
4 Glenn CLAUDEN	45	5.48
5 Cheryl HUMPHRIES	41	6.14
6 Cec McKEOWN	60	6.24
7 Peter GRAY	45	7.00
8 John YATES	72	7.48

200 METRE SPRINT 14.12.1999

Heat 1:

1 Frank TUTCHENER	72	40.0
2 Phyllis GOSBELL	61	44.3
3 Ken WALTERS	67	46.4
4 John YATES	72	48.8
5 Corrie DeGROOT	71	54.1

Heat 2:

1 Colin PAGE	45	29.2
2 Rod NEAL	43	32.2
3 Norm CAMERON	55	33.2
4 Ron SMITH	50	33.6

RESULTS FROM CROYDON VENUE - DECEMBER 1999

12 SEC. NOM. OWN START POINT 14.12.1999

Phyllis GOSBELL 61

1 OR 3KM WALK 14.12.1999

1km:
1 John YATES 72 8.20

3km:
1 Pam RICHARDS 59 22.08

3 OR 5KM RUN 14.12.1999

3km:
1 Barrie WICKS 59 14.28
2 Frank TUTCHENER 72 14.32
3 Ron SMITH 50 17.05
4 Phyllis GOSBELL 61 17.53
5 Ken WALTERS 67 19.37

5km:

1 Colin PAGE 45 18.40
2 Jim INGHAM 53 19.42
3 Murray HUTCHISON 50 19.43
4 Glenn CLAUDEN 45 19.56
5 Ray MERIDA 55 20.35
6 Ian UREN 48 21.27
7 Rod NEAL 43 21.28
8 Andrew TUNNE 41 21.41
9 Cec McKEOWN 60 24.09
10 Al WILLEY 60 24.23
11 Jock CRAVANA 61 24.41
12 Margaret SMITH 60 24.44
13 David NOBBS 59 25.59
14 Ron BOYNE 66 27.15
15 Richard TODD 52 27.20
16 Corrie DeGROOT 71 28.20
17 George SIMONS 64 28.28
18 Peter GRAY 45 30.23
Norm CAMERON (4km) 55 19.51

800 METRE WALK 21.12.1999

1 Alison THOMPSON 46 3.51
2 Rod NEAL 43 3.55
3 Jan WATSON 53 4.29
4 Terry DUNN 62 4.34
5 Ken WALTERS 67 5.10
6 Frank HARGREAVES 59 5.24
7 Margaret SMITH 60 5.27
8 Pam RICHARDS 59 5.29
9 Corrie DeGROOT 71 6.36
10 George SIMONS 64 5.45
11 Vern GERLACH 74 5.47
12 John YATES 72 5.54
13 Norm CAMERON 55 5.54
14 Peter GRAY 45 6.37
15 Colleen WATSON 51 6.52
16 Frank TUTCHENER 72 7.20

100 METRE SEALED HCP 21.12.1999

Clock Hcp.
Time Time

Heat 1:
1 Gerry ROBINSON 60 15.4 14.5
2 Norm CAMERON 55 15.6 14.1
3 Ron SMITH 50 15.9 14.0
4 Rod NEAL 43 16.3 14.4

Heat 2:
1 Kevin McLAUGHLAN 56 16.8 13.9
2 Al WILLEY 60 17.3 13.1
3 Jan WATSON 53 19.8 13.9
4 Ken WALTERS 67 20.3 13.1
5 John YATES 72 21.4 13.7

FINISH W/DUCK 1/2 MARATHON 21.12.1999

295.125 METRE RUN
1 Norm CAMERON 55 55.4
2 Pat CAVANAGH 59 70.2
3 Rod NEAL 43 71.7
4 John YATES 72 74.1
5 Gerry ROBINSON 60 76.8
6 Ken WALTERS 67 118.3

FINAL Q.Q.Q. HANDICAP 21.12.1999

Clock Actual
1 Ron SMITH 50 103.2 73.2
2 Bob PETRIE 58 105.0 86.0
3 Carolyn DICKSON 48 105.0 81.0
4 Frank TUTCHENER 72 108.0 80.0
5 John DANIEL 50 109.0 68.0
6 Colin PAGE 45 111.0 60.0
7 Peter GRAY 45 114.0 75.0
8 Corrie DeGROOT 71 115.0 112.0
9 Vern GERLACH 74 117.0 98.0
10 Jan WATSON 53 120.0 104.0

FINISH W/DUCK MARATHON 21.12.1999

1890.25 METRE RUN
1 Rod NEAL 43 6.35
2 Frank TUTCHENER 72 8.43
3 Corrie DeGROOT 71 10.17
5 LAP WALK 21.12.1999
1 Terry DUNN 62 13.28
2 Pam RICHARDS 59 13.58
3 Jan WATSON 53 14.14

5/10 LAP RUN 21.12.1999

5 Laps:
1 Lavinia PETRIE 56 7.56
2 Gerry ROBINSON 60 9.36
3 Dot BROWNE 58 9.48
4 John MONK 52 10.02
5 Norm CAMERON 55 10.03
6 Ron BOYNE 66 10.13
7 Margaret DUGUID 63 10.15
8 Kevin McLAUGHLAN 56 10.26

RESULTS FROM CROYDON VENUE - DECEMBER 1999

5/10 LAP RUN 21.12.1999

5 Laps Contd.:
9 Bob PETRIE 58 10.43
10 Vern GERLACH 74 10.53
11 Cec McKEOWN 60 10.54
12 Pat CAVANAGH 59 10.55
13 John YATES 72 11.31
14 Peter GRAY 45 11.32
15 Ron SMITH 50 13.19

10 Laps:
1 Jim INGHAM 53 15.24
2 Alan GREEN 50 15.27
3 Glenn CLAUDEN 45 15.36
4 Murray HUTCHISON 50 16.11
5 Ray MERIDA 56 16.32
6 Ian UREN 48 16.50
7 Colleen WATSON 51 18.15
8 David NOBBS 59 18.43
9 Jock CRAVANA 61 19.03
10 Frank HARGREAVES 59 19.03
11 Alison THOMPSON 46 21.14
12 Barrie WICKS 59 21.15
13 George SIMONS 64 22.01
14 Colin PAGE 45 22.02

HANDICAP WINNERS OF WILD DUCK EVENTS

20Km Walk:
Pam Richards 2-24.53
1/2 Marathon:
Norm Cameron 1-42.00
Marathon:
Corrie DeGroot 4-01.14
1 MILE WALK 28.12.1999
1 Jan WATSON 53 9.47
2 Barrie WICKS 59 9.53
3 Phyllis GOSBELL 61 12.54
4 Lynette HILL 54 13.33
5 John YATES 72 13.34
6 George SIMONS 64 13.35
1 MILE RUN 28.12.1999
1 Colin PAGE 45 5.08
2 Rod NEAL 43 5.22
3 Murray HUTCHISON 50 5.52
4 Ron BOYNE 66 8.33
5 Bill KENNEDY 50 8.50
6 Vern GERLACH 74 8.59
7 Pat CAVANAGH 59 8.59
8 Corrie DeGROOT 71 9.09

RESULTS FROM DONCASTER VENUE - DECEMBER 1999

60 METRE SPRINT 13.12.1999

Heat 1:
1 Ross KENT 57 7.9
2 Phil ROSEVEAR 50 7.9
3 Alan SINCLAIR 49 8.0
4 Murray ADAM 56 8.6
5 Jim SHAND 61 8.7
6 Bob GRACE 55 9.2

Heat 2:
1 Tom LEONG 58 9.6
2 Nanette COMPTE 56 9.6
3 Kerrin BRAITHWAITE 43 10.0
4 Judy CORUM 50 10.3
5 Kevin McLAUGHLAN 56 10.7

150 METRE SPRINT 13.12.1999

Heat 1:
1 Alan SINCLAIR 49 19.3
2 Ross KENT 57 19.5
3 Phil ROSEVEAR 50 19.9
4 Richard KERRIDGE 51 20.2
5 Richard TREMBATH 57 20.4
6 Murray ADAM 56 21.8
7 Jim SHAND 61 22.0

3KM RUN 13.12.1999

1 Peter BENCE 50 11.26
2 Andrew JAMIESON 53 11.34
3 Petrina TROWBRIDGE 52 11.51

150 METRE SPRINT 13.12.1999 Contd.

Heat 2:
1 Tom LEONG 58 23.1
2 Kerrin BRAITHWAITE 43 24.2
3 Lyn JAMIESON 46 25.1
4 Nanette COMPTE 56 25.4
5 Don McLEAN 65 26.5
6 Judy CORUM 50 26.6
7 Kevin McLAUGHLAN 56 26.9
8 Petrina TROWBRIDGE 52 28.2

800/1200 METRE RUN 13.12.1999

800m:
1 Phil ROSEVEAR 50 3.09
2 Kerrin BRAITHWAITE 43 4.32
3 Judy CORUM 50 4.32
1200m:
1 Peter BENCE 50 3.59
2 Richard TREMBATH 57 4.16
3 Richard KERRIDGE 51 4.18
4 Alan SINCLAIR 49 4.25
5 Lyn JAMIESON 46 4.26
6 Petrina TROWBRIDGE 52 4.35
7 Ray WALTERS 55 4.48
8 Don McLEAN 65 4.51
9 Jan BURROWS 49 4.59

COBURG VENUE RESULTS 25/11/1999

COBURG VENUE RESULTS 25/11/1999

RESULTS FROM KNOX VENUE

200 M			
Anthony	CAR	29	24.55
Mark	MATHEWS	29	26.51
Bruce	GIBBS	50	27.02
Mark	KELLY	37	28.40
Gerald	FYSH	28	28.73
Fred	RADEMAKER	47	29.89
Rey	VILEGAS	35	30.11
Mario	MUSCAT	45	30.92
John	STAUNTON	43	31.42
Debbie	JAMES	42	32.63
Bryan	KELLY	51	33.86
Barbara	DALGLEISH	63	35.80
Bernie	GOGGIN	62	36.59
Christine	GRIFFITHS	50	41.73
Ken	CARTER	47	44.72
Les	CATIONS	41	47.44

4 x 200 M RELAY			
RED TEAM			02:14
Gerald	FYSH	28	
Ken	CARTER	47	
Mark	KELLY	37	
Rey	VILEGAS	35	
GREEN TEAM			02:19
Christine	GRIFFITHS	50	
George	GOODE	71	
Keith	HOWDEN	54	
Mario	MUSCAT	45	
GOLD TEAM			02:25
Bernie	GOGGIN	62	
Debbie	JAMES	42	
Les	CATIONS	41	
Mark	MATHEWS	29	

3500 M SPIRAL HCP				TIME	HCP	ACTUAL
Rob	DAVEY	59	21:29	04:23	17:06	
Chantelle	ARMITAGE	12	23:56	05:00	18:56	
John	STAUNTON	43	24:00	08:00	16:00	
Bernie	GOGGIN	62	24:13	05:50	18:23	
Bob	CHARLTON	66	24:26	05:08	19:18	
Barbara	DALGLEISH	63	24:52	08:52	16:00	
Mario	MUSCAT	45	24:55	09:31	15:24	
Ian	CORNALL	49	25:12	07:07	18:05	
Fred	RADEMAKER	47	25:13	11:26	13:47	
Warrwick	ERWIN	38	25:14	13:00	12:14	
Mark	KELLY	37	26:09	10:48	15:21	
Debbie	JAMES	42	26:23	09:00	17:23	
Christine	GRIFFITHS	50	27:11	00:00	27:11	
Les	CATIONS	41	27:11	00:00	27:11	
Ken	CARTER	47	36:55	03:30	33:25	

RESULTS FROM CROYDON VENUE - NOVEMBER 1999

15 LAP MAX. RUN/WALK 30.11.1999
 When first runner reaches 15 laps, all others complete their current lap.

Run Contd.:	Laps	Clock
6 Bob CURTIS	58	14 24.38
7 John MONK	52	14 25.31
8 Andrew TUNNE	41	13 23.58
9 Colin PAGE	45	13 24.51
10 Frank HARGREAVES	59	13 27.06
11 Margaret SMITH	60	12 23.54
12 Karen TRAVILL	43	12 23.55
13 Al WILLEY	60	12 24.04
14 Colin THOMPSON	51	12 24.04
15 David NOBBS	59	12 24.18
16 Ron BOYNE	66	12 25.15
17 Alison THOMPSON	48	11 24.07
18 Barrie WICKS	59	11 24.07
19 Corrie DeGROOT	71	11 27.06
20 Phyllis GOSBELL	61	10 24.42
21 Bruce BULLED	43	10 25.08
Frank TUTCHENER	72	5 12.18

3/5 KM RUN 24/11/99 cont

	AGE	TIME
5Km		
Paul Twining	50	17.44
Tim Kenington	Inv.	17.46
Russel West	40	19.23
David Rolfe	53	20.13
Dave Somers	42	20.18
Des Clancey	50	20.25
Rob Drew	46	20.54
Chris Calamatta	46	21.01
Ken Clark	45	22.19
Lyn Leversha	47	22.25
Shaun Exton	39	22.39
Phil Twining	39	22.48
David Nobbs	57	23.54
Tom Richardson	46	23.55
Gerry Clarke	62	25.02
7Km		
Glen Claiden	45	27.40
Tom Boyd	34	27.45
Mick Carr	46	29.24
Peter Nordhoff	42	30.13
Anne McPherson	43	31.12
on Milsome	51	31.37
George Simons	64	47.50

SPRINGVALE VENUE RESULTS - DECEMBER 1999

1/12/99

200 metres Run
 1 Bill HAINS 36 26.8
 2 Ron MUIR 48 29.6

2 km Walk

1 George PATON 58 12.30

3.1 km Road Run

1 Steven SELLECK Inv 11.03
 2 Pat McHUGH 53 11.18
 3 Maurice APRILE 30 11.25
 4 Bruce FERRIER 46 11.30
 5 Bill IRVINE 51 11.37
 6 Leigh CASSIDY 51 12.33
 7 Laurie TELFER 51 13.07
 8 Frank ALLEN 55 13.19
 9 George Paradowski 50 13.23
 10 Jim SMITH 58 13.57
 11 Kevin ONLEY 66 14.23
 12 Stan JORDAN 52 14.48
 13 Ron MUIR 48 14.48
 14 Roland BROWN 58 15.11
 15 Karin STEVENS 52 16.10
 16 Reg WILLIAMS 49 16.12
 17 Don CORRIE 49 16.12
 18 Alan LARKINS 50 16.29
 19 Alf SMITH 67 17.10
 20 Lois SELLAR 66 21.49
 21 Claire Mc KERR 67 22.37
 22 Vanna WALSH 52 22.39

6.2 km Road Run

1 Graeme STEVENS 57 25.24
 2 Rod BROWN 46 25.24
 3 Jack GUBBINS 70 34.23

8/12/99

70 metres Run

1 Valery PHILIPPE 17 8.4
 2 Ron MUIR 48 11.6
 3 Isabelle PHILIPPE 9 12.0
 4 Treynt PHILIPPE 6 13.3

400 metres Handicap Run

	Clock	Actual
1 Bill HAINS	36	81.2 58.2
2 Dave TALBOT	44	81.6 65.6
3 Ross MARTIN	47	82.8 67.8
4 Leigh CASSIDY	51	83.4 71.4
5 Lou BUCIERI	44	83.9 70.9
6 Ian KRASKA	44	86.0 79.0
7 Howard REES	51	87.8 69.8
8 Rob CLUTTERBUCK	46	89.0 70.0
9 Alan BENNIE	52	91.2 71.2

3 km Walk

1 George PATON 57 18.18
 2 Jenny FIELD 40 23.36

3 km Run

1 John NEWSOM 47 10.27
 2 Peter FIELD 41 10.33
 3 Pat McHUGH 53 11.02
 4 Ross MARTIN 47 11.16

8/12/99 cont

3 km Run cont

5 Theresia BAIRD 58 11.28
 6 Rod BROWN 46 11.36
 7 Frank ALLEN 55 12.20
 8 Rob CLUTTERBUCK 46 12.51
 9 Dennis PHILLIPS 57 13.08
 10 Laurie LELFER 52 13.11
 11 Ian KRASKA 44 13.35
 12 Ron LITTLE 56 13.37
 13 John MANNING 53 14.36
 14 Kevin ONLEY 66 14.41
 15 Alf SMITH 68 16.31
 16 Jim SINCLAIR 75 16.38
 17 Lois SELLAR 66 18.31

5 km Run

1 Maurice APRILE 30 18.31
 2 Bruce FERRIER 46 19.00
 3 Ian ORR 48 20.27
 4 Graeme STEVENS 57 20.38
 5 Bill HUGHES 67 21.05
 6 Stan JORDAN 52 21.17
 7 Jim SMITH 59 21.26
 8 Howard REES 52 21.45
 9 Lou BUCCIERI 44 21.52
 10 Alan BENNIE 52 22.48
 11 Juan PEREZ 60 22.50
 12 Ian TREGEAR 49 22.52
 13 George Paradowski 50 23.00
 14 Ken HOUGH 54 23.34
 15 Alan DOUGLAS 54 24.42
 16 Jack GUBBINS 70 26.56

15/12/99

800 metres Run

1 Bill HAINS 36 2.34.8
 2 Dave TALBOT 45 2.35.0
 3 Kathy CARDWELL 32 2.38.7
 4 Leigh CASSIDY 51 2.39.6
 5 Ron MUIR 48 2.56.8

2 km Road Walk

1 George PATON 57 11.49

4 km Road Walk

1 Tony JOHNSON 58 23.01
 2 Celia JOHNSON 52 25.05

3.1 km Road Run

1 Maurice APRILE 30 10.36
 2 John NEWSOM 47 10.43
 3 Peter FIELD 41 10.50
 4 Neil GRAY 51 11.06
 5 Ross MARTIN 47 11.14
 6 Rob CLUTTERBUCK 46 11.19
 7 Rod BROWN 46 11.25
 8 Stan JORDAN 52 12.30
 9 Tony BARRETT 50 12.39
 10 Graeme STEVENS 57 12.49
 11 Bill HUGHES 67 12.49
 12 Ian KRASKA 44 13.03

SPRINGVALE VENUE RESULTS - DECEMBER 99

15/12/99 cont

3.1 km Road Run

13 Tony DORAN 46 13.09
 14 John ABEL 51 14.29
 15 Howard ROSS 54 14.56
 16 Ron MUIR 48 15.12
 17 Roland BROWN 58 15.21
 18 Laurie TELFER 51 15.24
 19 Jacinta TELFER Inv 15.24
 20 John MANNING 53 15.42
 21 Ian DONOVAN 59 15.45
 22 Trevor JUPP 58 15.50
 23 Don CORRIE 50 16.06
 24 Kevin McGrath 67 16.25
 25 Alan LARKIN 50 16.53
 26 Jenny FIELD 40 18.15
 27 Jim SINCLAIR 75 18.34
 28 Ann-Marie DeBONO 30 18.34
 29 Jean ONLEY 66 20.47

6.2 km Road Run

1 Alan BENNIE 52 23.39
 2 Neil PILLING 40 24.06
 3 Bill IRVINE 51 25.00
 4 Ian ORR 48 25.16
 5 Lou BUCCIERI 44 26.47
 6 Juan PEREZ 60 27.55
 7 Ian TREGEAR 49 28.24
 8 Jim SMITH 59 28.38
 9 Denis PHILLIPS 57 29.25
 10 54Ken HOUGH 54 29.25
 11 Kevin ONLEY 66 30.34
 12 Alan DOUGLAS 54 30.34
 13 Mick DAVIN 48 30.34

22/12/99

200 metres Run

1 Mike HALL 61 28.9
 2 Juan PEREZ 18 30.3
 3 Lee COPLAND 9 34.3

400 metres Handicap Run

	Clock	Actual
1 Peter FIELD	41	74.9 61.9
2 Lou BUCCIERI	44	75.2 69.2
3 Dave TALBOT	44	75.5 63.5
4 Bill HAINS	36	76.3 57.3
5 Ken BOOCOCK	40	76.6 59.6
6 Leigh CASSIDY	51	77.2 71.2
7 Howard REES	51	77.6 66.6
8 Alan BENNIE	52	80.0 68.0
9 Ross MARTIN	47	82.6 71.6

1200 metres Walk

1 Tony BARRETT 50 5.31
 2 Tony JOHNSON 58 6.01
 3 Celia JOHNSON 52 6.37
 4 Lee COPLAND 9 7.46
 5 Jenny FIELD 40 8.27

22/12/99 cont

3 km Run

1 John NEWSOM 47 10.10
 2 John DOUMA 43 10.19
 3 John MARX 45 10.53
 4 Peter FIELD 41 11.13
 5 Ross MARTIN 47 11.16
 6 Bill IRVINE 51 11.20
 7 Ian ORR 48 11.35
 8 Rob CLUTTERBUCK 46 11.42
 9 Theresia BAIRD 58 11.43
 10 Stan JORDAN 52 11.44
 11 Graeme STEVENS 57 11.56
 12 Bill HUGHES 57 11.56
 13 Ian KRASKA 44 12.24
 14 Chris Murphy 44 12.31
 15 Mick DAVIN 48 12.31
 16 Juan PEREZ 60 12.43
 17 Howard REES 52 12.45
 18 Lou BUCCIERI 44 12.46
 19 Dennis PHILLIPS 57 12.49
 20 Tony DORAN 47 13.14
 21 Ian TREGEAR 49 13.20
 22 Ken HOUGH 54 13.21
 23 Alan BENNIE 52 14.12
 24 Alan DOUGLAS 54 14.27
 25 Kevin ONLEY 66 14.28
 26 Celia JOHNSON 52 14.33
 27 Don CORRIE 50 14.50
 28 Roland BROWN 58 15.16
 29 Ian DANOVAN 57 15.49
 30 Jack GUBBINS 70 16.24
 31 Lois SELLAR 66 16.26
 32 Jenny FIELD 40 16.31

ABERFELDIE VENUE				24 November 99				RESULTS cont, 24 November 99				RESULTS cont, 1 December 99				RESULTS cont, 8 December 99							
80 metres								5000 metres				River Run 6100 metres cont.,				4000 metres cont.,							
1	Noel	Maghamez	31	10.78	1	Charles	Copland	38	0:18:04	5	Mark	Chandler	40	29:15	9	Ron	Pearce	57	0:23:07				
2	Ian	Huke	42	11.00	2	John	Kondogonis	37	0:18:48	6	Stephen	Barker	56	29:46	10	Gerardo	Riviello	75	0:30:21				
3	Helen	Steadman	50	12.46	3	Paul	Angel	44	0:19:02	7	Rhonda	Hircoe	50	29:57	6000 metres								
4	Alfred	Lendval	45	13.75	4	Doug	Carter	50	0:19:45	8	Ron	Pearce	57	35:43	1	David	Pottage	50	0:25:00				
5	Alison	Cusak	Inv	13.96	5	Ken	Fuhrmeister	44	0:20:22	A quiet evening as we were well represented at the Mike O'Neill evening at Mentone, where we came a creditable 4th								2	Graeme	Hewitt	53	0:25:15	
6	Stephanie	Kondogonis	Inv	14.22	6	Bernard	Angel	45	0:20:30	ABERFELDIE VENUE 8 December 99				3	Ken	Fuhrmeister	44	0:26:10					
7	Courtney	Copland	Inv	15.48	7	Rob	Waters	54	0:21:32	100 metres				4	Rob	Waters	54	0:26:47					
8	Charles	Copland	38	15.49	8	Mark	Chandler	40	0:22:13	1	Noel	Maghamez	31	13.47	5	Bill	Page	69	0:27:49				
1200 metres																6	Alfred	Lendval	45	0:27:51			
1	Ken	Fuhrmeister	44	4.07	9	Allan	Bashford	60	0:22:21	2	Cathy	Orelli	37	14.47	7	Stephen	Barker	56	0:32:34				
2	Jeremy	Clare	47	4.12	10	John	Dean	55	0:22:24	3	Doug	Ramm	65	17.03	ABERFELDIE VENUE 15 December 99								
3	Cathy	Orelli	37	4.13	11	Margaret	Cassidy	56	0:22:25	4	Stephanie	Kondogonis	Inv	18.25	100 metres								
4	Danny	Hawksworth	20	4.41	12	Gerardo	Riviello	75	0:29:25	5	Lorraine	Woodman	62	18.44	1	Noel	Maghamez	31	12.80				
5	Travis	McLelland	Inv	4.45	13	Sandra	Tomlinson	52	0:33:15	200 metres				2	Danny	Hawksworth	20	12.80					
6	Rob	Waters	54	4.45	7000				1	Noel	Maghamez	31	27.87	3	Ian	Flannery	44	13.41					
7	Ian	Huke	42	4.46	1	Trevor	Hawksworth	52	0:28:28	2	Cathy	Orelli	37	30.31	4	Cathy	Orelli	37	14.53				
8	Tony	Bradford	60	4.48	2	Peter	Shone	54	0:30:35	3	Doug	Ramm	65	36.22	5	Helen	Steadman	50	15.44				
9	Alfred	Lendval	45	4.54	3	Bill	Page	69	0:31:45	4	Michael	Orelli	55	40.25	6	Doug	Ramm	65	16.41				
10	Lesley	Gillespie	38	5.35	4	Stephen	Barker	56	0:33:27	ABERFELDIE VENUE 1 December 99				7	Stephanie	Kondogonis	Inv	18.41					
11	Sandra	Tomlinson	51	6.48	100 metres								8	Lorraine	Woodman	62	75.00						
800 metres WALK																400 metres							
1	Gerardo	Riviello	75	6.55	1	Bernard	Angel	45	14.21	1500 metres				1	Danny	Hawksworth	20	58.03					
2	Des	Cusak	52	7.26	2	Ian	Flannery	44	14.34	Place	Trophy event ****	Est	Act	Diff	2	Noel	Maghamez	31	58.34				
200 metres																3	Carl	Peers	41	58.65			
Place	Est time	Trophy event ****	Est	Act	Diff	3	Stephanie	Kondogonis	Inv	17.84	9	John	Kondogonis	37	5.40	5.14	0.26	4	Ian	Flannery	44	59.00	
11	Noel	Maghamez	31	28.00	26.94	1.06	4	Robert	McDonald	47	17.94	1	Ken ****	Fuhrmeister	44	5.15	5.20	0.05	5	Helen	Steadman	50	75.63
17	Ian	Huke	42	32.00	28.72	3.28	5	Stephen	Barker	56	18.25	5	Mike	Richards	56	5.45	5.29	0.16	4	Ian	Flannery	44	59.00
19	Travis	McLelland	Inv	37.00	29.00	8.00	6	Courtney	Copland	Inv	18.40	2	Rob	Waters	54	5.39	5.32	0.07	5	Cathy	Orelli	37	66.34
5	Doug	Carter	50	30.00	29.72	0.28	300 metres				4	Michael	Orelli	55	6.00	6.12	0.12	6	Helen	Steadman	50	75.63	
2	Cathy ***	Orelli	37	30.40	30.57	0.17	1	Stephanie	Kondogonis	Inv	61.19	7	Bill	Page	69	5.57	6.18	0.21	7	Lorraine	Woodman	62	84.84
14	Mark	Chandler	40	32.10	30.90	1.20	2	John	Kondogonis	37	61.22	11	Stephen	Barker	56	7.00	6.18	0.42	8	Doug	Ramm	65	87.25
15	N	Haan	Inv	29.50	31.59	2.09	3	Robert	McDonald	47	62.59	12	Stephanie	Kondogonis	Inv	7.30	6.24	1.06	1000 metres				
7	Rob	Waters	54	31.50	31.97	0.47	4	Jeremy	Clare	47	68.09	3	Rebecca	NG	40	6.15	6.26	0.11	1	Robert	McDonald	47	3.27
3	Helen **	Steadman	50	33.20	33.00	0.20	800 metres				8	Bill	Ryan	58	7.05	6.43	0.22	2	Ken	Fuhrmeister	44	3.28	
4	Stephen	Barker	56	34.50	34.29	0.21	1	Charles	Copland	38	2.30	13	Noel	Maghamez	31	5.30	6.56	1.26	3	Jeremy	Clare	47	3.30
1	Allan ****	Bashford	60	36.20	36.13	0.07	2	Jeremy	Clare	47	2.39	10	Lesley	Gillespie	38	7.35	7.08	0.27	4	Rob	Waters	54	3.47
16	Helen	Cusak	51	40.00	36.91	3.09	3	Bernard	Angel	45	2.44	1200 metres WALK				5	Stephen	Barker	56	3.54			
9	Bill	Page	69	39.00	38.19	0.81	4	Ian	Flannery	44	2.53	6	Gerardo	Riviello	75	10.00	10.19	0.19	6	Lesley	Gillespie	38	4.44
6	Stephanie	Kondogonis	Inv	38.00	38.37	0.37	5	Robert	McDonald	47	2.57	**** Congratulations and Trophy to Ken				5000 metres							
8	Allison	Cusak	Inv	40.00	39.25	0.75	6	John	Kondogonis	37	2.59					1	Adrian	Wrout	28	0:18:22			
18	Barbara	Beaumont	52	40.00	43.58	3.58	7	Ken	Fuhrmeister	44	3.17	4000 metres				2	Robert	McDonald	47	0:20:38			
10	Sandra	Tomlinson	51	43.00	44.00	1.00	8	Stephen	Barker	56	3.31	1	Mark	Chandler	40	17:43	3	Mark	Radcliffe	40	0:21:34		
12	Courtney	Copland	Inv	43.20	44.38	1.18	500 metres WALK				3	Allan	Bashford	60	18:14	4	John	Kondogonis	37	0:22:26			
13	Charles	Copland	38	43.20	44.39	1.19	John	Annear	64	2.37	4	Margaret	Cassidy	56	18:17	5	Ken	Fuhrmeister	44	0:22:51			
**** Congratulations and Trophy to Allan								6100 metres				5	John - 3.6	Kondogonis	37	19:13	6	Chris	Langford	42	0:23:06		
								River Run				6	John	Dean	55	19:13	7	Bernard	Angel	45	0:23:42		
1	Danny	Hawksworth	20	09:58	1	Robert	McDonald	47	0:25:25	1	Mark	Chandler	40	17:43	8	Ron	Pearce	57	0:28:29				
2	Barbara	Beaumont	52	17:01	2	Ken	Fuhrmeister	44	0:27:06	2	Mike	Richards	56	17:58	9	Robert	Carlton	55	0:30:49				
												3	Allan	Bashford	60	18:14	10	Gerardo	Riviello	75	0:40:47		
												4	John	Kondogonis	37	0:22:26							
												5	John - 3.6	Kondogonis	37	19:13							
												6	John	Dean	55	19:13							
												7	Rebecca	NG	40	20:03							
												8	Bill	Ryan	58	20:18							
												cont., next column											

RESULTS cont, 15 December 99

7500 metres		River Run	
1	Graeme Hewitt	53	0:31:31
2	David Pottage	50	0:32:16
3	Peter Shone	54	0:32:38
4	Howard Gibson	51	0:32:50
5	Rob Waters	54	0:33:43
6	Barry McMahon	62	0:33:57
7	Allan Bashford	60	0:34:06
8	Bill Page	69	0:35:03
9	Stephen Barker	56	0:36:13
10	Danny Hawksworth	20	0:36:13
11	Margaret Cassidy	56	0:38:49
12	John Dean	55	0:38:49

ABERFELDIE VENUE 22 December 99

150 metres GIFT		
1	John Kondogonis	37 17:32
2	Lorraine Woodman	62 17:3+
3	Doug Ramm	65 17:3++

We all ran heats in the Gift, with the three placings in the final as listed above

Thanks to Tony Bradford for the conduct of all the heats and setting the handicaps

Christmas Bauble Relay

Baubles (tennis balls) travel 800 m

Carriers run out & back appr. 400 m

1a	Ron Pearce	57	
1a	Helen Steadman	50	
1b	Mark Radcliffe	40	
1b	Ken Fuhrmeister	44	
1 st team time		2:52	
2a	Mark Chandler	40	
2a	Lesley Gillespie	38	
2b	Bernard Angel	45	
2b	Rob Waters	54	
2 nd		???	
3b	Danny Hawksworth	20	
3b	Russell Johnson	47	
3a	Stephanie Kondogonis	Inv	
3a	Noel Maghamez	31	
3 rd		???	
4a	Des Cusack	50	
4a	Barry McMahon	62	
4b	Cathy Orelli	37	
4b	Lorraine Woodman	62	
4 th		???	
5a	Margaret Cassidy	56	
5a	John Kondogonis	37	
5b	Allan Bashford	60	
5b	John Dean	55	
5 th		???	

RESULTS cont, 22 December 99

Christmas Bauble Relay			
6a	Howard Gibson	51	*
6a	Doug Ramm	65	*
6b	Bill Page	69	*
6b	Barbara Beaumont	52	*
		6 th	???
7a	Stephen Barker	56	*
7a	Emily Gibson	Inv	*
7b	Graeme Hewitt	53	*
7b	Rhonda Hircoe	50	*
		7 th	???
8a	Tom Gibson	Inv	*
8a	Rebecca NG	40	*
8b	Michael Orelli	55	*
8b	Peter Shone	54	*

Who knows for any other times, after all it was Christmas !!!!!

Secret Time - Pursuit Event

When the gun sounded we asked all to run the distances shown

			Dist-km
1	Doug Ramm	65	12:53 1.8
2	Stephanie Kondogonis	Inv	13:56 3.0
3	Ken Fuhrmeister	44	14:32 3.7
4	Margaret Cassidy	56	14:33 3.3
5	Bernard Angel	45	14:34 4.0
6	David Pottage	50	14:42 3.7
7	John Dean	55	14:45 3.4
8	Danny Hawksworth	20	15:04 4.2
9	Russell Johnson	47	15:06 4.2
10	Allan Bashford	60	15:11 3.5
11	Stephen Barker	56	15:15 3.4
12	Rhonda Hircoe	50	15:16 3.5
13	Bill Page	69	15:17 3.4
14	Ron Pearce	57	15:18 3.0
***	Helen *** Steadman	50	15:21 3.2
16	Peter Shone	54	15:32 3.9
17	Howard Gibson	51	15:38 3.8
18	Rob Waters	54	15:40 3.7
19	Cathy Orelli	37	15:44 3.5
20	Ian Upton	59	15:59 3.9
21	Barry McMahon	62	16:00 3.7
22	Rebecca NG	40	16:28 3.1
23	John Kondogonis	37	16:29 3.8
24	Mark Chandler	40	17:24 3.8
25	Michael Orelli	55	17:44 3.5
26	Des Cusack	50	18:16 3.0

Sealed handicap time ~ 15:21

*** Congratulations and trophy to Helen
The first fourteen got under the handicap
The handicapper must have been in
a generous mood for Christmas !!!!!

RUNNERS

**COME & JOIN US AT
KNOX ROADRUNNERS**



**BAYSWATER COMMUNITY & YOUTH HALL
CNR STATION STREET & PINE ROAD
MEL REF. MAP 64 G4**

**CONTACT...
Greg 95124669 (A.H.)
Sharon 97632259 (A.H.)**

**SATURDAY MORNINGS
ALL RUNNERS WELCOME**

RANKSTON VENUE

<u>00 metre sprint</u>	2.12.99		
Tim SULLIVAN	Inv	11.41	
Peter TUCKETT	40	11.49	
Dale BRUCE	39	12.73	
Ken MILLARD	Inv	14.41	
Ian MACARTHUR	59	13.42	
Tony NEMARIC	47	13.92	
Syd ELKS	74	15.49	
Lindsay BEATON	49	15.60	

200 metre run 2.12.99

Lindsay BEATON	49	5.46	
Gordon LOUGHNAN	47	5.48	
Elaine SMITH	44	5.51	

400 metre sprint 2.12.99

Tim SULLIVAN	Inv	38.09	
Peter TUCKETT	40	38.09	
Dale BRUCE	39	40.76	
Mike HALL	61	43.31	
Ian MACARTHUR	59	46.50	

800 metre walk 2.12.99

Syd ELKS	74	20.09	
----------	----	-------	--

1500 metre walk 2.12.99

Stan ROSS	61	9.39	
Denise LEGGETT	40	10.00	
Jean LEGGETT	63	11.03	
Sylvia ROSS	60	11.05	
Kees ZWYNENBURG	70	11.17	
Jim STRICKLAND	69	11.51	
Barb STRICKLAND	66	12.30	
Bevan DAVIS	70	12.30	
Mary ELKS	71	13.15	

800 metre run 2.12.99

Peter MADDIGAN	57	22.21	
Bob FREEMAN	52	23.02	

500 metre run 2.12.99

Nick AHERTON	48	1.50	
Ian MUIR	55	1.51	
Charlie MALLIA	50	2.03	
Tony NEMARIC	47	2.09	
Sandra HOWARTH	36	2.31	
Gordon LOUGHNAN	47	2.39	
Ron LEGGETT	65	2.56	

FRANKSTON VENUE

2400 metre run 2.12.99

Allan ALDERSON	48	8.38	
Charlie MALLIA	50	8.38	
Mick O'RYAN	50	8.58	
David PAINTER	57	9.33	
Gary MEYER	44	9.42	
Ian MUIR	55	9.56	
Sandra HOWARTH	36	11.45	
Ron LEGGETT	65	13.54	

200 metre sprint 9.12.99 E.T.

	E.T.	A.T.	Diff.
Ross KENT	26.50	26.70	+20
Graeme RICHARDS	26.80	27.00	+20
Ian MACARTHUR	27.90	28.95	+1.05
Leo CHARLES	30.50	31.71	-1.21
Tony NEMARIC	32.22	31.00	-1.22

5000 metre run 9.12.99 E.T.

Peter ELLIS	24.12	23.44	-28
Charlie MALLIA	19.30	19.59	+29
Mick O'RYAN	19.40	20.37	+57

3000 metre run 9.12.99

Allan ALDERSON	48	11.26	
Gary MEYER	44	12.17	
Peter MADDIGAN	57	12.55	
Ron LEGGETT	65	17.06	

3000 metre walk 9.12.99 E.T.

Jean LEGGETT	21.39	21.27	-12
Syd ELKS	21.40	21.20	-20
John HALLO	17.55	18.17	+22
Stan ROSS	19.05	19.28	+23

1600 metre walk 9.12.99

Kathy WESTHORP	38	10.28	
Denise LEGGETT	40	10.42	
Sylvia ROSS	60	11.45	
Jayne CARTER	48	11.52	
Kees ZWYNENBURG	70	12.12	
Jim STRICKLAND	69	12.32	
Cath LEATHAM	57	12.48	
Barb STRICKLAND	66	13.19	
Bevan DAVIS	70	13.33	
Mary ELKS	71	14.02	

800 metre run 9.12.99

Charlie MALLIA	50	2.38	
Tony NEMARIC	47	2.59	
Ron LEGGETT	65	3.59	

FRANKSTON VENUE

120 metre handicap
final run 16.12.99

Ron LEGGETT	65	13.58	
Syd ELKS	74	13.60	
Ian MACARTHUR	59	13.63	
Graeme RICHARDS	54	13.69	
Ross KENT	57	13.70	
Tony NEMARIC	47	13.72	
Lindsay BEATON	49	13.73	
Jim STRICKLAND	69	13.73	

1 mile run 16.12.99

Charlie MALLIA	50	5.25	
Ian MUIR	55	5.26	
Ken WHYTE	53	5.48	
allan ALDERSON	48	5.54	
Mick O'RYAN	50	5.55	
Gary MEYER	44	5.57	
David PAINTER	57	6.15	
Peter MADDIGAN	57	6.16	
Bob FREEMAN	52	6.29	
Lindsay BEATON	49	7.16	
Sandy HOWORTH	36	7.22	
Gordon LOUGHNAN	47	7.45	
Ronald LEGGETT	65	8.34	

1 mile walk 16.12.99

Gwen STEED	57	8.56	
John HALLO	57	9.19	
Stan ROSS	61	10.09	
Kathy WESTHORP	38	10.10	
Syd ELKS	74	11.18	
Jean LEGGETT	63	11.19	
Wendy SEERS	58	11.35	
Jayne CARTER	48	11.35	
Sylvia ROSS	60	11.45	
Kees ZWYNENBURG	70	11.55	
Jim STRICKLAND	69	12.12	
Barb STRICKLAND	66	12.56	
Mary ELKS	71	13.51	
Bevan DAVIS	70	13.51	

600 metre run 16.12.99

Dale BRUCE	39	1.41	
Ken WHYTE	53	1.52	
Mick O'RYAN	50	2.02	
David PAINTER	57	2.10	
Lindsay BEATON	49	2.34	
Gordon LOUGHNAN	47	2.35	

FRANKSTON VENUE

1200 metre walk/run relay 16.12.

Kathy WESTHORP	38	4.27	
Peter MADDIGAN	57		
Ian MACARTHUR	59		
Bevan DAVIS	70		
Syd ELKS	74	4.33	
Gary MEYER	44		
Jayne CARTER	48		
Ross KENT	57		
Gwen STEED	57	4.39	
Kees ZWYNENBURG	70		
Angela SEERS	Inv		
Ian MUIR	55		
David PAINTER	57	4.46	
John HALLO	57		
Sandy HOWORTH	36		
Jim STRICKLAND	69		
Stan ROSS	61	4.49	
Sylvia ROSS	60		
Bob FREEMAN	52		
Rowland BRICKLES	53		
Wendy SEERS	58	5.04	
Ronald LEGGETT	65		
Barb STRICKLAND	66		
Dale BRUCE	39		

ALTONA VETERANS RESULTS.

Tuesday 7th December 1999

Tuesday 14th December 1999

GEELONG VENUE RESULTS DECEMBER, 1999

<u>5.75KM Cross Country</u>		<u>1/12/99</u>
Barry JOHNS	31	21:06
Jeff WALKER	52	21:10
Maurice ASHWORTH	38	21:18
Paul STEWART	39	21:19
Tim PEIPER	35	21:48
Ron CAMPBELL	56	22:24
Max WRIGHT	48	22:30
Glenn WREST	35	23:00
Chris COLLEY	49	23:40
Cric COLLINS	48	24:06
Neil MAURER	36	24:57
John CAULFIELD	51	24:57
John WILLIGEN	52	26:19
Laurie BLAIR	39	26:32
Tom BLOOD	59	26:52
Alan PESCOTT	49	27:59
Alan FOOT	57	28:20
Horacio PEREIRA	49	28:40
Brian SMITH	42	28:48
Sue STRATTON	49	30:49
Kate HAMMOND	39	31:32
Brian WOODS	62	32:31
<u>3KM Cross Country</u>		
Marc CLAYTON	36	9:52
Mike McAVOY	65	11:54 (R)
Jill COYTE	44	13:21
Neil MacDONALD	42	15:20
Reg QUELCH	51	17:47
Dawn Scoltock	32	17:47
<u>3000 METRES Div. 1.</u>		<u>8/1/99</u>
Paul STEWART	39	10:04
Harry JOHNS	31	10:08
Brad SAUNDERS	35	10:15
Tony FRELIJAH	28	10:25
Jeff WALKER	52	10:17
Geoff PURNELL	44	10:26
Tim PEIPER	35	10:49
Ron CAMPBELL	56	11:03
Clive PAISLEY	48	11:08
<u>Div. 2.</u>		
Chris COLLEY	49	11:28
Brian McHUTCHISON	47	12:09
Mike McAVOY	65	12:26
John WILLIGEN	52	12:33
Tom BLOOD	59	12:44
Cheryl REYNOLDS	39	13:01
Brenda RILEY	60	13:09 (R)
Alan PESCOTT	49	13:21
Horacio PEREIRA	49	13:26
Jill COYTE	44	13:29
Brian SMITH	42	13:40
Kate HAMMOND	39	13:41
Joe WELLER	60	13:55
Alan FOOT	57	14:11
Sharon SCHNYDER (Walker)	35	14:54
Ann GUILFOYLE	35	15:01
Merrilyn CASSIDY	50	16:45

<u>400 METRES</u>		
Paul SCHNYDER	37	1:07
Alan PESCOTT	49	1:08
Mike McAVOY	65	1:10
Brian McHUTCHISON	47	1:20
Alan FOOT	57	1:25
Horacio PEREIRA	49	1:35
<u>200 METRES</u>		
Alan FOOT	57	36.3
Ann GUILFOYLE	35	40.9
<u>5KM Cross Country</u>		<u>15/12/99</u>
Barry JOHNS	31	17:31 (R)
Jeff WALKER	52	17:32 (R)
Paul STEWART	39	17:41 (R)
Maurice ASHWORTH	38	17:44
Geoff CLARK	50	17:54
Ron CAMPBELL	56	19:09 (R)
Max WRIGHT	48	19:14 (R)
Clive PAISLEY	48	19:55
Mike McAVOY	65	20:40 (R)
Chris COLLEY	49	21:59
Tom BLOOD	59	22:23
John WILLIGEN	52	22:24
Jill COYTE	44	22:47 (R)
Reg QUELCH	51	23:03
Horacio PEREIRA	49	24:22
Alan FOOT	57	25:13
Kate HAMMOND	39	25:24 (R)
Brian SMITH	42	25:46 (R)
Janet MICHAEL	52	28:00 (R)
Sue STRATTON	49	28:00 (R)
<u>(Records due to new course)</u>		
<u>3KM Cross Country</u>		
Louis ROWAN	21	9:58
Neil MacDONALD	43	14:56
<u>MILE Div. 1.</u>		<u>22/12/99</u>
Kim HENDERSON	41	5:00.8
Paul STEWART	39	5:02.9
Maurice ASHWORTH	38	5:04.9
John JACOBI	34	5:15.6
Anthony LOFT	37	5:16.8
Jeff WALKER	52	5:18.7
John SHARPLES	48	5:25.3
Clive PAISLEY	48	5:37.3
Max WRIGHT	48	5:40.7
<u>Div. 2.</u>		
Neil MacDONALD	43	5:35.8
Laurie BLAIR	40	5:37.6
Bob MAXWELL	38	5:39.6
Mike McAVOY	65	5:49.4 (R)
Gary GIBSON	47	5:49.9
Chris COLLEY	49	5:50.3
Brian McHUTCHISON	48	6:03
Glenn WREST	36	6:08
John WILLIGEN	52	6:09
Reg QUELCH	51	6:20
Geoff CORN	42	6:26
Tom BLOOD	59	6:29
Milan JELENKO	39	6:40
Jill COYTE	44	6:43

<u>90 metres</u>		
Cathy ORELLI	37	13.68
Lois JONES	60	17.06
Les JARRY	71	18.66
Lorraine WOODMAN	62	18.76
Michael ORELLI	55	18.76
Gordon BURROWES	64	23.14

<u>800 metres Handicap</u>			
		Finish	Actual
Les JARRY	71	8.49.48	3.48
Pat CARROLL	60	8.49.70	4.53
Cathy ORELLI	37	8.57.04	2.42
Lorraine WOODMAN	62	9.02.87	3.36
Heather MURFETT	58	9.05.25	4.15
Harry PRESTON	88	9.08.70	9.08
Gordon BURROWES	64	9.13.13	4.37
Lois JONES	60	9.19.96	3.50
Michael ORELLI	55	9.38.82	3.50
Jack MACGLASHAN	68	9.58.14	4.26

<u>Shot Put</u>		
Gordon BURROWES	64	8.74
Cathy ORELLI	37	7.59 PB.
Jack MACGLASHAN	68	6.47
Les JARRY	71	6.43
Michael ORELLI	55	5.92
Harry PRESTON	88	3.97

<u>Relay 200, 600, 400 metres</u>		
Team A.	Jack MACGLASHAN	68
	Cathy ORELLI	37
	Gordon BURROWES	64
Combined Time = 4.16.		

<u>Team B.</u>		
Lois JONES	60	
Michael ORELLI	55	
Lorraine WOODMAN	62	
Combined team time = 4.04.		

<u>Team C.</u>		
Heather MURFETT	58	
Les JARRY	71	
Graeme MURFETT	59	
Combined team time = 5.20.		

<u>75 metres</u>		
Michael RICHARDS	56	11.29 PB.
Stan BELCHER	57	11.55 PB.
Lois JONES	60	13.41
Les JARRY	71	13.72
Gordon BURROWES	64	15.12

<u>1500 metres Handicap</u>			
		Act	H'cap
Michael RICHARDS	56	5.31	5.21
Stan BELCHER	57	5.51	5.56
Les JARRY	71	7.28	7.16
Graeme MURFETT	59	7.39	6.46
Gordon BURROWES	64	9.14	9.12
Harry PRESTON	88	18.13	15.12
<i>The Handicap event was won by Stan Belcher.</i>			

<u>Discus Throw</u>		
Michael RICHARDS	56	24.14
Gordon BURROWES	64	23.13
Stan BELCHER	57	19.91
Les JARRY	71	17.25 PB.
Jack MACGLASHAN	68	15.74
Harry PRESTON	88	8.98

<u>4,000 metres Reverse Run</u>		
Stan BELCHER	57	16.42
Michael RICHARDS	56	17.45
Les JARRY	71	20.48
Lois JONES	60	21.07
Heather MURFETT	58	24.11
Jack MACGLASHAN	68	24.24
Gordon BURROWES	64	26.27

<u>GEELONG C&D</u>		
Denise SMITH	40	6:51
Kate HAMMOND	39	7:02
Janet MICHAEL	52	7:06
Alan FOOT	57	7:16
Gary STRATTON	52	7:28
Dawn SCOLTOCK	32	7:48
Ian HOLLIDAY	53	8:00
Merrilyn CASSIDY	50	8:00
<u>800 METRES Div. 1</u>		
Maurice ASHWORTH	38	2:16.5
Peter LAMB	50	2:30.1
John JACOBI	34	2:40.5
Mike McAVOY	65	2:52.3
<u>Div. 2.</u>		
Chris COLLEY	49	2:35.2 (pb)
Brian McHUTCHISON	48	2:50.4
Glenn WREST	36	2:51.7
Geoff CORN	42	2:58
Tom BLOOD	59	2:59
John WILLIGEN	52	3:03
Alan FOOT	57	3:24
Dawn SCOLTOCK	32	3:52
Reg QUELCH	51	3:57

**SOUTHERN PENINSULA
DECEMBER 99 RESULTS.**

WEDNESDAY 1ST.

100 MTRS.Heat one.

Victoria RADFORD	13	15:52
Greg LOVEJOY	57	15:80
Meredith RADFORD	39	17:40
Bill CARR	50	17:93
Lee POWNALL	56	18:55 PB
Heather McDOANLD	50	19:58

Heat two.

Bryan BALDWIN	39	13:41
Alan RADFORD	48	13:89
Russ CHRISTIE	42	14:63
Barry FRY	57	14:94
Vasilis POLATIDIS	15	15:18
Max BROOK	63	15:96
Stephan POLATIDIS	62	16:35

1500 MTRS.

Bryan BALDWIN	39	5:34
Barry FRY	57	5:39
Max BROOK	63	5:44
Greg LOVEJOY	57	5:59
Alan RADFORD	48	6:06
Bill CARR	50	6:20
Bernard POWNALL	53	6:38
Stephan POLATIDIS	62	7:11
Heather McDONALD	50	7:16
Jackie TAYLOR	53	8:25
Lee POWNALL	56	8:25 PB
Ken TAYLOR	54	D.N.F

THE 30 MINUTE TRACK, RUN / WALK. (BEST PB TROPHY)

	MTRS		MTRS		
Greg LOVEJOY	57	6632	Meredith RADFORD	39	4696 PB
Barry FRY	57	6540	Heather McDONALD	50	4643
Russ CHRISTIE	42	6000	Bill CARR	50	4643
Stephan POLATIDIS	62	5692	Lorraine ARDLEY	48	4410
Alan RADFORD	48	5690	Bryan BALDWIN	39	4348
Bernard POWNALL	53	5496	Lee POWNALL	56	3980
Jackie TAYLOR	53	4696 PB			

MEREDITH & JACKIE BOTH IMPROVE ON THEIR PREVIOUS BEST 30 MINUTE DISTANCE, BY 96 MTRS. AS THE EVENING WAS SO BLOODY HOT! MUCH WALKING TOOK PLACE. KEN TAYLOR, MANNING THE DRINK STATION, WORKED HARDER THAN SOME ON THE TRACK. IN THE 300 MTR. HANDICAP A BIG WIN IS ENJOYED BY BILL CARR AHEAD OF STEPHAN BRYAN QUALIFIES FOR THE ONLY PB (-0:58) TO RUN 5TH.

300 MTR. HANDICAP Heat one.

	MTRS	TIME	
Bill CARR	50	55	40:79 WINNER
Stephan POLATIDIS	62	62	41:21 2ND
Ken TAYLOR	54	59	42:80
Meredith RADFORD	39	57	43:64
Heather McDONALD	50	80	46:80
Lee POWNALL	56	80	46:80
Lorraine ARDLEY	48	90	49:91

Heat two.

Greg LOVEJOY	57	40	41:59 3RD.
Vasilis POLATIDIS	15	28	42:54
Bryan BALDWIN	39	—	42:77 PB
Alan RADFORD	48	5	43:22
Barry FRY	57	10	43:61
Bernard POWNALL	53	40	43:73
Russ CHRISTIE	42	27	44:14
Max BROOK	63	30	46:20

1500 MTR. WALK.

Heather McDONALD	50	8:36
Jackie TAYLOR	53	14:37
Lorraine ARDLEY	48	14:37
Meredith RADFORD	39	14:37

LEE FOLLOWS UP HER 0:76 PB IN THE 100 WITH A FULL 1 SECOND PB IN THE 1500 MTRS

WEDNESDAY 8TH.

100 MTRS.Heat one.

Max BROOK	63	14:92 PB
Greg LOVEJOY	57	15:51
Rhys BALDWIN	12	16:25
Stephan POLATIDIS	62	16:47
Ken TAYLOR	54	16:75
Meredith RADFORD	39	17:81
Lee POWNALL	57	18:16 PB
Kelvin BALDWIN	9	20:10

Heat two.

Bryan BALDWIN	40	12:88 PB
Alan RADFORD	48	13:84
Russ CHRISTIE	42	14:62
Barry FRY	57	15:06
Vicky RADFORD	13	15:42

1200 MTR. WALK

Lee POWNALL	56	8:36
Maggie GORMAN	58	8:45
Russ CHRISTIE	42	9:31 PB
Lorraine ARDLEY	48	9:31 PB
Jackie TAYLOR	53	9:46
Meredith RADFORD	39	9:47
Julie CHRISTIE	40	9:58

800 MTR. HANDICAP

	HCP	CLOCK	ACTUAL	
Meredith RADFORD	39	GO	3:46	PB MEREDITH ENJOYS A 27 SEC. PB
Max BROOK	63	1:08	3:48	2:40 PB A TOP RUN & 12 SECOND BEST.
Kelvin BALDWIN	9	0:05	3:50	3:45 PB A MIGHTY SUB 21 SECONDS PB.
Alan RADFORD	48	1:20	3:56	2:36 PB DESERVED A WIN WITH 7 SEC.PB
Jackie TAYLOR	53	0:26	3:58	3:32 PB A GREAT 2 SECONDS OFF BEST.
Lorraine ARDLEY	48	0:05	3:59	3:54 PB A 1 SECOND PB FOR LORRAINE.
Rhys BALDWIN	12	0:58	4:00	3:02 PB SUB 3 SECONDS BEST FOR RHYS.
Greg LOVEJOY	57	1:17	4:01	2:44 JUST 1 SECOND OVER. OOOHHH
Ken TAYLOR	54	0:36	4:02	3:27 AND ONLY 3 SECONDS AWAY.
Barry FRY	57	1:33	4:06	2:33 AND BARRY IS COMMING BACK.
Bryan BALDWIN	40	1:35	4:06	2:31 11TH PLACE.
Lee POWNALL	56	0:12	4:14	4:02 PB A 5 SECOND PB FOR LEE
Russ CHRISTIE	42	1:15	4:16	3:01 13TH POSITION.
Kenna McDONALD	16	0:40	4:17	3:37 FIRST 800 IN A WHILE.
Stephan POLATIDIS	62	0:51	4:17	3:26 15TH PLACE TONIGHT.
Bill CARR	50	1:10	4:20	3:10 AND ALSO CAME BILL
Bernard POWNALL	53	1:15	4:37	3:22 & BERNIE

CONTINUED.....

THE 4 x 100 MTR. RELAY.

2 YOUNG GIRLS & 2 OLD MEN

Kenna McDONALD	16	
Max BROOK	63	
Vicky RADFORD	13	
Alan RADFORD	48	1:02:26

2 POWNALLS & 2 BALDWINS

Bryan BALDWIN	40	
Lee POWNALL	57	
Bernard POWNALL	53	
Rhys BALDWIN	12	1:02:55

2 KAYS' & 2 OTHERS.

Kelvin BALDWIN	9	
Russ CHRISTIE	42	
Ken TAYLOR	54	
Meredith RADFORD	39	1:06:04

2 & 2. BUT 2 SLOW.

Lorraine ARDLEY	48	
Stephan POLATIDIS	62	
Greg LOVEJOY	57	
Barry FRY	57	1:07:07

WEDNESDAY 8TH. CONTINUED.....

TEAMS ARE THROWN TOGETHER FOR THE 9KM RELAY EVENT. EACH RUNNER HAVING TO RUN 1KILOMETRE THREE TIMES, AND EACH TIME HOPING YOUR TEAM MATES RUN SLOW ENOUGH TO GIVE YOU A GOOD BREAK. OR FAST ENOUGH TO GIVE A VERY GOOD LEAD.

THE LAST THREE "GLASSES WITH A HANDLE" ARE UP FOR GRABS FOR THE VICTORS.

BRYAN, GREG AND MEREDITH ARE JUST TOO GOOD TONIGHT, TO CLAIM THE PRIZE IN AN INTERESTING CONTEST. JACKIE, JULIE & LEE DO A TREMENDOUS JOB CLOCKING ALL THE CHANGEOVERS TO PROVIDE ALL THESE SPLIT TIMES. AREN'T YOU LUCKY ?

THE 9KM RELAY. (3 x 1KM) THREE TIMES.

WINNERS.	1ST LEG	2ND LEG	3RD LEG	
Brian BALDWIN	40	3:32	3:24 PB	3:21 PB
Greg LOVEJOY	57	3:40 PB	3:37 PB	3:32 PB
Meredith RADFORD	39	4:58 PB	5:09	4:58 =PB
RACE LEADERS, GO TO WHOA. 2 PBs FOR BRYAN (-0.01 & -0.03) GREG (-0.23,-0.03, & -0.05) MEREDITHS NEW PB (-0.27)				
SPLIT TIMES -	3K -	12:10 6K-	12:10 9K-	11:51 FINAL TIME 36:11

FIRST OF LOOSERS.

Alan RADFORD	48	3:44	3:47	3:37	JUST HELD 2ND SPOT
Russ CHRISTIE	42	4:03	3:52 =PB	3:51 PB	ALL THE WAY. PBs FOR
Ken TAYLOR	54	4:28 PB	4:34	4:34	RUSS (-0.01) & KEN (-0.18)
SPLIT TIMES-	3K -	12:15 6K-	12:13 9K-	12:02	FINAL TIME 36:30

THIRD PLACED.

Lorraine ARDLEY	48	5:03 PB	(LORRAINE GETS BORED, SO DENNIS FILLS IN.)		
Dennis ARDLEY	52		4:12	3:54	DENNIS LIMPS QUICKLY.
Bernard POWNALL	53	4:30	4:18	3:56	A PB FOR LORRAINE (-0.15)
Barry FRY	57	3:42	3:32	3:35	FINISHED STRONGLY.
SPLIT TIMES	3K -	13:15 6K-	12:02 9K-	11:25	FINAL TIME 36:42

FOURTH PLACED.

Stephan POLATIDIS	62	4:14	4:07	4:05	KEPT GETTING QUICKER.
Bill CARR	50	4:04	3:52	3:53	AND SO DID BERNARD.
Rhys BALDWIN	12	4:38	4:13	4:02	AND SO DID RHYS.
SPLIT TIMES	3K -	12:56 6K-	12:12 9K-	12:00	FINAL TIME 37:09

FRIDAY 10TH.

CONDITIONS ARE IDEAL ON THE Mc CRAE BEACH FOR OUR SECOND DIP & RUN FOR THE SEASON. STEVE ALLAN JOINS IN AND JUST TIPS OUT GRAHAM ANGLISS FOR TOP SPOT, GOING FASTER BY NEARLY 2 MINUTES ON HIS OLD MARK. GREG LOVEJOY (-0:57) IAN ORR (-0:50) AND LEE POWNALL (-0:27) ALL RECORD FASTEST TIMES. DIANNE HILL FINALLY MAKES HER DEBUT IN THE EVENT ALONG WITH SUSAN & MICHAEL BENTLEY. YOUNG RHYS HAS A GO AT THE WHOLE DISTANCE FOR THE FIRST TIME AND DOES IT VERY WELL. A PLEASANT EVENING WAS LATER SPENT AT LEE & BERNARD POWNALLS. MANY THANKS.

CONTINUED.....

FRIDAY 10TH CONTINUED.....

**DIP & RUN. AT McCRAE.
(200 MTR. SWIM & 5KM CROSS COUNTRY RUN/WALK.)**

Steve ALLEN	23:44	PB	Ken TAYLOR	54	32:34
Graham ANGLISS	37	23:59	Bill CARR	50	35:12
Bryan BALDWIN	40	26:03	Lee POWNALL	56	35:29 PB
Greg LOVEJOY	57	27:11 PB	Jackie TAYLOR	53	36:50
Barry FRY	57	27:37	Julie CHRISTIE	40	38:06
Alan RADFORD	48	29:11	Susan BENTLEY	40	38:38
Russ CHRISTIE	42	29:16	Meredith RADFORD	39	39:28
Ian ORR	48	30:00	PB -LATE START		
Heather McDONALD	50	30:04	200 SWIM & 2.5KM RUN		
Jeff JESSUP	47	31:08	David APPLEBY	39	18:51
Rhys BALDWIN	12	31:34	Dianne HILL	32	24:58
Bernard POWNALL	53	31:59			

THANK YOU STEPHAN POLATIDIS & VICKY RADFORD FOR OFFICIATING THIS EVENING

SUNDAY 12TH.

**THE GREENS BUSH CROSS COUNTRY RUN / WALK
4.8KM (1 LAP) OR 9.7KM (2 LAPS)**

Bryan BALDWIN	40	43:08	Rhys BALDWIN	12	24:56 PF
Barry FRY	57	46:40	Bill CARR	50	25:15
Jeff JESSUP	47	48:07 PB	Bernard POWNALL	53	25:21
Dennis ARDLEY	52	49:08	Julie CHRISTIE	40	31:06 PB
Alan RADFORD	48	49:30	Lee POWNALL	56	31:21 PB
Russ CHRISTIE	42	51:04	Lorraine ARDLEY	48	32:18
Stephan POLATIDIS	62	53:53	Susan BENTLEY	40	33:29 PF
Heather McDONALD	50	54:59	Ryan BENTLEY	14	33:29 PF
Jackie TAYLOR	53	58:49 PB	Meredith RADFORD	39	37:33
THE 2KM DIVISION.					
Victoria RADFORD	13	10:22	Nadene EVANS	33	37:35 PF
Despina POLATIDIS	17	10:29	Dianne HILL	32	42:37 PF
			Julie & Blake BALDWIN	?????	
			Ken TAYLOR	54	D.N.F

AT LEAST 5 WERE FINDING THEIR

WAY AROUND THE COURSE FOR THE FIRST TIME. DIANNE POPPED OUT THE WRONG HOLE AND WAS REDIRECTED BACK INTO THE THICK OF IT. KEN LASTED NEARLY 2KM AND LIMPED HIS WAY BACK. RUSS EXPERIMENTED WITH DEATH AND SURVIVED TO TELL THE TALE. JULIE & BLAKE TERRORIZED EVERYONE BY COMPLETING THE COURSE IN THE REVERSE DIRECTION, WHICH I'M TOLD IS MORE "BLAKEMOBILE" FRIENDLY.

BEST TIMES TO LEE (-0:52) JACKIE (-0:50) JEFF (-0:16) AND JULIE (-0:12)

CONGRATULATIONS TO ALL THE FIRST TIMERS WHO COMPLETED THIS TOUGH COURSE.

WEDNESDAY 15TH.

A VERY HOT DAY AND FOR A CHANGE WE ARE THANKFUL FOR THE WINDY TRUEMANS ROAD RESERVE WHICH TONIGHT PROVIDES US WITH A SLIGHTLY COOLING BREEZE. THE BENTLEY CLAN SWELL OUR NUMBERS AND LEAVE SCORCH MARKS ON THE TRACK. TROPHIES UP FOR GRABS IN THE 1000 MTRS. BEST PB EVENT AND THE ESTIMATED TIME IN THE DISTANCE RUN/WALK. A BIG PB FOR HEATHER McDONALD IN THE 1KM WITH A 1 MINUTE BEST, WHILE BERNARD POWNALL WINS THE ET, JUST 14 SECONDS OFF. **CONTINUED.....**

THE POST OFFICE DASH 1999 RESULTS
SORRENTO - 9.2KM - RYE

MEN	AGE	TIME	MEN CONTINUED...	AGE	TIME
1ST Steve GILBERT	27	31:18	48 Richard YOUNG	45	43:53
2ND Russell JOHNSON	47	31:46 +40	49 John BOLWELL	54	43:59
3RD			50 James FRENCH	53	44:06
4 James STOKES	15	* 32:54	51 Rob FINLEY	50	44:08
5			52 Rhys BALDWIN	12	44:10
6 Charlie MALLIA	50	* 34:52 +50	53		
7 Ian MUIR	55	35:26	54 John MacMILLAN	61	45:06
8 Dennis SMITH	52	36:30	55 Fritz SANTVOORT	51	46:29
9 Bryan BALDWIN	40	36:30	56 Colin KEMP	47	47:40
10 Ken WHYTE	53	36:37	57 Ken TAYLOR	54	48:07
11 Rowland BRICKLES	53	* 36:41	58 Barry WORMALD	46	48:24
12 Justin HAMILTON	24	36:41	59 Ray OUGHTON	78	* 50:03 +70
13 Ian ORR	48	36:41	60 John REID	72	51:30
14 Greg LOVEJOY	57	36:42	61		
15 Neil EASTON	44	37:45	62 Rob KLEIN	46	51:44
16 Reuben POPE	57	37:47	63 Simon NORTHEAST	34	52:09
17 Trevor KELLY	34	38:02	LADIES		
18 Barry FRY	57	38:10	1ST Julie JAQUES	45	38:46 +40
19			2ND Katie RICHARDSON	32	39:48
20 Gary STIRTON	47	* 38:23	3RD M WILSON	45	40:04
21 Peter REID	46	38:32	4 Mellisa BELL	22	* 42:18
22 Graham McFERRAN	46	38:34	5 Heather McDONALD	50	* 43:24 +50
23 Stephan BAMBERY	45	* 38:36	6 Sarah KLEIN	14	44:32
24 Frank WHITTON	44	* 39:28	7 Sandra HOWORTH	36	44:57
25 Alan RADFORD	48	39:56	8 Cora SANTVOORT	45	47:13
26 Howard STOKES	48	* 40:19	9 Jackie TAYLOR	53	48:39
27 Brian FOX	36	* 40:19	10 Marilyn KELLY	52	49:11
28 Hugh KELSO	42	40:21	11 Sue SIMPSON	41	49:42
29 Mark NORTHEAST	39	40:24	12 Sue KEMP	46	49:55
30 Bob HAYES	61	40:25 +60	13 Denise YOUNG	44	50:39
31 Rob HERRMANN	44	* 40:29	14 Felicity NORTHEAST	34	50:53
32			15		
33 Kevin CASSIDY	39	40:46	16 Lorraine ARDLEY	48	* 51:34
34 Peter McCOMBE	43	* 41:05	17 Patricia HARRISON	50	51:54
35			18 Francis NORTHEAST		52:10
36 James HARDIE	47	41:12	19 Meredith RADFORD	39	* 54:39
37 Dennis ARDLEY	52	41:17	BLAIRGOWRIE - 4.6KM WALK - RYE.		
38			MEN		
39 Brett MARSHALL	42	* 41:36	1 Norm JOHNSTON	62	33:09
40 Jeff JESSUP	47	41:42	2 Greg MORGAN	52	46:23
41 John CAMPBELL	41	* 41:46	LADIES		
42 Max BROOK	63	42:01	1 Wilga KOTTEK	41	* 32:37
43			2 Nadene EVANS	33	39:03
44 John SUTTON	56	42:04	3 Ellen LOVEJOY	54	39:47
45 Stephan POLATIDIS	62	* 42:14	4 Geraldine MORGAN	46	46:23
46 Ray OWENS	44	* 42:58			
47 Bill CARR	50	43:13			

* = FASTER THAN LAST START.

WEDNESDAY 15TH. CONTINUED..... A BUSY NIGHT!

70 MTRS. Heat one.

Bryan BALDWIN	40	9:42
Michael BENTLEY	39	10:17
Victoria RADFORD	13	10:65
Max BROOK	63	10:79
Barry FRY	57	10:88
Greg LOVEJOY	57	11:67

Heat two.

John SIMPSON	47	10:29
Rhys BALDWIN	12	11:25 PB
Stephan POLATIDIS	62	11:59
Ken TAYLOR	54	11:82
Meredith RADFORD	39	12:63
Heather McDONALD	50	12:88 PB
Nadene EVANS	33	15:03

Heat three.

Ryan BENTLEY	14	9:58
Greg BENTLEY	12	10:76
Jessica SIMPSON	9	11:52
Danielle BENTLEY	15	11:66
Susan BENTLEY	40	13:31
Lorraine ARDLEY	48	15:07

1500 MTR. WALK.

Heather McDONALD	50	8:21
Sue SIMPSON	41	11:51 PB
Lee POWNALL	56	11:51
Susan BENTLEY	40	12:13
Nadene EVANS	33	12:28
Meredith RADFORD	39	14:06
Jackie TAYLOR	53	14:06
Lorraine ARDLEY	48	14:06

5KM TRACK. ESTIMATED TIME EVENT.

	EST	TIME	RESULT
Bernard POWNALL	53	25:00	25:14 +0:14
Dennis ARDLEY	52	23:00	23:17 +0:17
Stephan POLATIDIS	62	24:25	24:53 +0:28
Bill CARR	50	23:50	24:27 +0:37
Julie BALDWIN	37	30:00	30:43 +0:43
Barry FRY	57	23:00	22:12 -0:48
Nadene EVANS	33	42:00	43:04 +1:04
Jackie TAYLOR	53	32:00	30:43 -1:17
Bryan BALDWIN	40	22:36	21:18 PB-1:18
Ken TAYLOR	54	26:30	27:52 +1:22
Greg LOVEJOY	57	24:30	25:54 +1:24
Sue SIMPSON	41	29:00	30:25 +1:25
Vasilis POLATIDIS	51	24:30	20:10 -4:20

200 MTRS. Heat one.

Ryan BENTLEY	14	27:53
Bryan BALDWIN	40	27:92
Barry FRY	57	29:29
Michael BENTLEY	39	29:69
Victoria RADFORD	13	31:55
John SIMPSON	47	32:53

Heat two.

Russ CHRISTIE	42	31:51
Max BROOK	63	33:72
Bill CARR	50	34:76
Ken TAYLOR	54	35:16
Julie CHRISTIE	40	35:93 PB
Meredith RADFORD	39	37:77

Heat three.

Greg BENTLEY	12	31:28
Bernard POWNALL	53	32:57
Greg LOVEJOY	57	32:80
Rhys BALDWIN	12	33:83 PB
Stephan POLATIDIS	62	37:16
Heather McDONALD	50	39:54 PB

Heat four.

Jessica SIMPSON	9	36:16 PB
Danielle BENTLEY	15	36:38
Lee POWNALL	56	41:63 PB
Susan BENTLEY	40	45:39
Nadene EVANS	33	48:59

1000 MTRS. BEST PB TROPHY.

Bryan BALDWIN	40	3:08	PB
Barry FRY	57	3:33	
Max BROOK	63	3:41	
Greg LOVEJOY	57	3:52	
Bill CARR	50	3:54	
Dennis ARDLEY	52	3:55	
Russ CHRISTIE	42	3:37	PB
Rhys BALDWIN	12	3:59	PB
Stephan POLATIDIS	62	4:03	
Heather McDONALD	50	4:07	PB
Michael BENTLEY	39	4:19	PF
Ken TAYLOR	54	4:36	
Jackie TAYLOR	53	4:40	PB
Lorraine ARDLEY	48	4:55	PB
Despina POLATIDIS	18	4:59	WHO?
Lee POWNALL	56	5:13	
Meredith RADFORD	39	5:20	
Julie CHRISTIE	40	5:31	
Julie BALDWIN	37		
Susan BENTLEY	40		

WEDNESDAY 22ND.

70 MTRS. Heat one.

Bryan BALDWIN	40	9:17 PB
Ryan BENTLEY	14	9:44 PB
Michael BENTLEY	39	9:80 PB
Barry FRY	57	9:94 PB
Vasilis POLATIDIS	15	10:50
Victoria RADFORD	13	10:73
Greg LOVEJOY	57	10:95 PB
Rhys BALDWIN	12	11:39

70 MTRS. Heat two.

Max BROOK	63	10:81
Danielle BENTLEY	15	11:02 PB
Ken TAYLOR	54	11:33 PB
Stephan POLATIDIS	62	11:64
Meredith RADFORD	39	11:94
Heather McDONALD	50	12:34 PB
Jen ROBERTS	39	12:75

THE 4 x 100 MTR. RELAY.

WINNERS

Ewan McDONALD	15
Bill CARR	50
Vasilis POLATIDIS	15
Russ CHRISTIE	42
TIME - 1:03	

FIRST LOOSER

Victoria RADFORD	13
Ken TAYLOR	54
Julie CHRISTIE	40
Rhys BALDWIN	12
TIME - 1:04	

& THEN CAME

Jen ROBERTS	39
Meredith RADFORD	39
Heather McDONALD	50
Barry FRY	57
TIME - 1:07	

4TH PLACED

Julie BALDWIN	37
Stephan POLATIDIS	62
Dennis ARDLEY	52
Bryan BALDWIN	40
TIME - 1:09	

NEXT

Sue BENTLEY	40
Lorraine ARDLEY	48
Max BROOK	63
Ryan BENTLEY	14
TIME - 1:15	

& ALSO RAN.

Danielle BENTLEY	15
Nadene EVANS	33
Greg LOVEJOY	57
Michael BENTLEY	39
TIME - 1:15	

- RELAY HIGHLIGHTS - ON PAPER, - THE WINNERS NEVER LOOKED LIKE IT.
 - TWO TEAMS HAD TO CARRY A STICK DUE TO A BATON SHORTAGE.
 - DENNIS BECAME ENTANGLED WITH SOMETHING & HIT THE TURF BUT RECOVERED BRILLIANTLY TO STILL FINISH THIRD.
 - AFTER RECEIVING THE BATON NADINE FOUND IT TO HEAVY, SHE LASTED 2 STRIDES AND GAVE IT BACK TO GREG WHO RAN A 2ND LEG
 - MICHAELS PROMISING RETURN TO ATHLETICS SUFFERS A SETBACK AS HE & NADINE BOTH HOBBLE TO THE SIDELINES FOR THE EVENING

1200 MTR. WALK

Heather McDONALD	50	6:41
Sue BENTLEY	40	9:21
Jackie TAYLOR	53	10:05
Meredith RADFORD	39	10:05
Lorraine ARDLEY	48	10:35
Julie CHRISTIE	40	10:35

THE 4KM TRACK RUN / WALK.

Barry FRY	57	15:58
Greg LOVEJOY	57	16:30 PB
Vasilis POLATIDIS	15	16:47 PB
Alan RADFORD	48	17:17
Dennis ARDLEY	52	17:55
Max BROOK	63	18:25
Russ CHRISTIE	42	18:30
Stephan POLATIDIS	62	19:01
Heather McDONALD	50	19:22 PB
Bryan BALDWIN	40	19:55
Ken TAYLOR	54	21:03
Rhys BALDWIN	12	21:38

HEAT ONE OF THE 400 MTR. RUN PROVIDES US WITH ONE OF THE MOST MEMORABLE CONTESTS EVER SEEN ON THE RESERVE. THE FAST PACE SET BY RUSS CHRISTIE, IGNITED THE FIELD.

CONTINUED.....

WEDNESDAY 22ND. CONTINUED.....

THE FINAL 200 MTRS. WAS INSPIRATIONAL AS ALL RUNNERS GAVE ALL THERE WAS. WE WERE SURE JUST ABOUT EVERYONE HAD A PB, BUT A HICKUP WITH THE CLOCK AFTER THE FIRST TWO FINISHED, MEANT 6 RUNNERS MISSED AN OFFICIAL TIME. AND THEY WOULDN'T RUN IT AGAIN. HEAT TWO, ALTHOUGH NOT QUITE AS SPECTACULAR, PROVIDES US WITH THE WINNER WHEN LORRAINE ARDLEY RUNS AN 8 SECOND PB FOR THE TROPHY. I WISH I COULD'VE BEEN THERE.

THE 4KM TRACK RUN / WALK CONT..

Jen ROBERTS	39	21:49
Julie BALDWIN	37	23:19
Julie CHRISTIE	40	23:58
Jackie TAYLOR	53	24:15
Jorraine ARDLEY	48	24:15
Bill CARR	50	D.N.F

THE 400 MTRS. BEST PB TROPHY EVENT.

Heat one.

Bryan BALDWIN	40	0:59 PB
Barry FRY	57	1:00 PB
Greg LOVEJOY	57	1:05 PB
Max BROOK	63	1:06 PB
Russ CHRISTIE	42	1:07 PB
Rhys BALDWIN	12	1:10 PF
Stephan POLATIDIS	62	1:16 PB
Dennis ARDLEY	52	1:21

Heat two.

Vasilis POLATIDIS	15	1:12 =PB
Bill CARR	50	1:13 PF
Ken TAYLOR	54	1:23
Heather McDONALD	50	1:26 PF
Jackie TAYLOR	53	1:30
Meredith RADFORD	39	1:34 PB
Jen ROBERTS	39	1:35 PF
Lorraine ARDLEY	48	1:44 PB

UNOFFICIAL PBs ARE UNDERLINED.

THE OFFICIAL BEST TIMES IN THE 400 MTRS. WERE. - BRYAN - 0:02, BARRY - 0:03; MEREDITH - 0:04, AND, THE WINNER, LORRAINE -0:08.

THE UNOFFICIAL (BUT VERY CLOSE TO ACURATE.) BEST TIMES WERE RECORDED, OR IN THIS CASE NOT RECORDED, BY - GREG - 0:09, MAX - 0:12, RUSS - 0:05 AND STEPHAN - 0:12.

OTHER HIGHLIGHTS FOR THE EVENING INCLUDE HEATHERS SPRINT & DISTANCE TIMES. KEN TAYLOR & BARRY FRY HAVE SPRINT PBs, AND BARRY JUST MISSES HIS 4K BEST.

WEDNESDAY 29TH.

THE GODS SHINE ON US AGAIN TO PROVIDE WARM, CALM CONDITIONS ON THE BEACH AFTER TWO DAYS OF WINDY, WINTER TYPE WEATHER. 23 DEDICATED ATHLETES TURN UP ON THE SAND, READY TO DO IT, TO BE THRUST TOGETHER IN TEAMS OF TWO, WITH THE SHORTEST TOTAL TIME WINING THE TROPHIES.

DANIEL SIMPSON PRODUCES A 2 MINUTE 28,PB TO CARRY BRYAN BALDWIN TO A WIN.

IAN ORR TAKES OVER 1 MINUTE FROM HIS BEST TO CARRY ALAN RADFORD, WHO PROVED TO BE A BIT HEAVY, INTO SECOND PLACE. GOOD TIMES WERE MADE MORE IMPRESSIVE AS FIRM SAND WAS HARD TO FIND, SO THE SLOG ALONG THE BEACH WAS HEAVY WORK. MICHAEL BENTLEY TOOK NEARLY 3 MINUTES FROM HIS FIRST TIME EFFORT WHILE SUE BENTLEY RECORDED A -1:35 PB. GREG LOVEJOY RECORDED HIS HAT TRICK OF PBs FOR THIS EVENT, THIS TIME LOWERING HIS TIME BY JUST 18 SECONDS.

THREE BLOKES WHO DIDN'T WANT TO GET THERE TOES WET WERE CONTENT TO RUN THE 5KM CROSS COUNTRY COURSE

CLOCKER JOHN GETS EVERYONES TIME OUT OF THE WATER, TO PROVIDE SPLITS FOR YOU. MANY THANKS JOHN.

CONTINUED.....

WEDNESDAY 29TH. CONTINUED.....

**THE DIP & RUN, TEAM EVENT. ON THE McCRAE FORESHORE.
200 MTR. SWIM & 5KM CROSS COUNTRY RUN.**

WINNERS				SWIM & TIME				SWIM & TIME			
Daniel SIMPSON	15	4:06	31:13 PB	Sue BENTLEY	40	5:00	37:03 PB	Barry FRY	57	4:14	27:00
Bryan BALDWIN	40	4:28	26:01					TOTAL TIME -		64:03	
TOTAL TIME -		57:14									
Ian ORR	48	5:42	28:52 PB	Bill CARR	50	5:22	31:16	Ken TAYLOR	54	4:29	33:08
Alan RADFORD	48	4:30	28:42					TOTAL TIME -		64:24	
TOTAL TIME -		57:34									
Steve ALLEN	26	3:24	24:02	Jeff JESSUP	47	5:04	29:46	Greg BENTLEY	12	4:38	34:46 PF
Julie BALDWIN	37	4:37	35:25 PF					TOTAL TIME -		64:32	
TOTAL TIME -		59:27									
Heather McDONALD	50	4:33	31:27	Jackie TAYLOR	53	6:32	38:36	Greg LOVEJOY	57	5:08	26:53 PB
Rhys BALDWIN	12	4:30	30:24 PB					TOTAL TIME -		65:29	
TOTAL TIME -		61:51									
Graham ANGLISS	37	3:35	24:10	Celia JOHNSON	52	4:33	34:18 PF	Michael BENTLEY	39	5:22	35:50 PB
Meredith RADFORD	39	5:15	38:45					TOTAL TIME -		70:04	
TOTAL TIME -		62:55									

THE 5KM (DRY) CROSS COUNTRY RUN/WALK.

Brendan RADFORD	24	21:36	John SUTTON	56	24:38
Des MIDDLETON	52	23:44			

A NEW RECORD TEAM TIME IS SET, BEATING DIANNE & DAVIDS' WINNING TIME OF LAST YEAR BY 1 MINUTE 31. A PITY THEY WERE UNABLE TO DEFEND THEIR TITLE.

BILL & HEATHER LATER ENTERTAINED US ALL WITH A BAR B.Q. AT THEIR MT MARTHA RESIDENCE. THANKS MUCHLY FOR THAT.

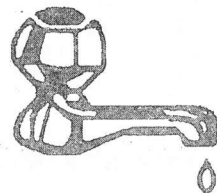
PS: TOPIC FOR THE NIGHT. - ARE THE FRIDAY MORNING GIRLS GOING TO PRODUCE A (SPECIAL) CALENDAR FOR 2001? (I HOPE SO, AS I'VE SOLD SIX ALREADY)

ORDERS FROM, LUNA PARK, CARTOON CORNER, THE R.S.P.C.A. THE AUST. OPTIMISTS ASSOC. ETC...

THE BLIND INSTITUTE REQUESTED ONE BE PRODUCED IN BRAILLE... NOW THAT WOULD BE INTERESTING. I'D BETTER SHUT UP.


K-MAR Handyman Services

Home Repairs
Small Plumbing Jobs



Kevin Phone 9596 2481

COBURG 24 HOUR



CARNIVAL 2000

APRIL 8TH & 9TH

COME AND BE A PART OF THE 13TH ANNUAL COBURG 24 HOUR CARNIVAL WHICH INCORPORATES THE 17TH VICTORIAN 24 HOUR TRACK CHAMPIONSHIP AND THE 12 HOUR RELAY TEAM CHALLENGE.

- This year we have added a 6 Hour and 12 Hour Run/Walk events in addition to the 24 Hour Run/Walk Ultra Race.
- The 'relay' consists of a 12 hour event for teams of 8 runners/walkers (16 for Junior Teams). *Join in the fun by putting a team together.* The relay commences at 10 a.m. to 10 p.m. on Saturday 8th April. There are trophies for the winning open, veterans and junior teams, plus certificates etc. for team members.
- There will be prizes for teams with the best novelty outfits for the most number of laps in 30 minutes: and for anything else that we think is a good idea!
- Each relay team member runs 4 separate 30 minute intervals (in any sequence). Entry fees are \$10 for each team runner (\$80 per team) and \$40 for each of the ultra events (6, 12, or 24 hour).

There is a newly surfaced athletic track. A canteen with special meal ticket deals for snacks and meals, computer lap scoring, hot showers, massage, and St John Ambulance etc.

The carnival will be held at: Harold Stevens Athletic Track, Outlook Road, Coburg, Victoria 3058, (Behind Basketball Stadium) Melway Ref: 18 A9.

For more information contact Bernie Goggin (Entries) on 03 9850 4958 or Harold Stevens on 03 9386 9521. You can also check us out on the Internet on: <http://www.vicnet.net.au/~harriers/> or email on: harriers@vicnet.net.au

**KNOX VENUE
HANDICAP $\frac{1}{2}$ MARATHON**

The second Wednesday in December is a very special night at Knox Vets. It is our annual H/C $\frac{1}{2}$ Marathon.

The weather was very hot, but cooled down as the race progressed.

First off was Corrie Degroot from the Croydon Venue, followed by 31 runners with H/Caps ranging from 2 mins. to back markers, Paul Twining and Graeme Leticq on 49 mins.

Hilton Kamberg, 4 mins, had built up a fair lead by the 10 Klm point.

The later starters were getting together and looked like they would close the gap, but Hilton seemed to get his second wind to hold off all challengers to win by just under 4 mins. from Joel King. The rest followed with some very close finishes.

Fastest male : Paul Twining in 1hr 23.06.

Fastest female : once again Levinia Petrie in 1hr 33.44.

The team event was won by Knox with 9 pts from Croydon with 27 pts. I hope the team section will encourage more runners from venues to take part in this event in future years. Next year it will be held on Wednesday 12th December 2000.

After a very good supper provided by the members, all the runners said it was a most enjoyable run and a good course, no roads to cross.

I would once again like to thank the many helpers who made it a night Knox could be proud of.

Hope to see more runners in the new millennium.

Chas McRae

1 Mile Challenge

East Burwood Venue will again host a Veteran's 1 Mile Challenge event, taking the form of three graded races, commencing at 7:30 p.m. on Thursday evening, 2 March 2000. This will present an opportunity for all runners to compete at their own level over a mile, to prepare for the Victorian Track and Field Titles, to witness some of the fastest runners in the Club compete in the A Grade race, to try for a P.B. or just have a run. Trophies will be awarded for the first male and female overall and to the first male and female based on age graded percentage (WAVA standards). Spot prizes will also be presented to mile runners. Only one trophy or prize per person. More details will be available early in the new year at the Venues and in "Around the Grounds".

RESULTS FROM KNOX VENUE - DECEMBER 1999

3 X 200 X 8MIN 1/12/99

	DIST
Graeme, Doug, Tom	2800m
Shaun.C, Peter N, Dave L	2920m
Russel W, Andrew W, Ken C	2880m
Chris C, Des, Glenn	2690m
Paul, John G, Tom R	2620m

400 METRES SPRINT 1/12/99

	AGE	TIME
Neville Smith	40	60.5
Andrew Watts	44	63.8
Chris Callamatta	46	64
Paul Twining	50	66
Michael Sharkey	46	66.5
Rachel Watts	Inv.	1.23
Tom Richardson	46	1.31
Brayden Warburton Inv.		1.44

KNOX H/CAP HALF MARATHON 8/12/99

	H/CAP	CLOCK	ACT.TIME
Hilton Kamberg	4 min	2.03.05	1.59.05 #
Joel King	8 min	2.07.20	1.59.20 # *
Mick Carr	30 min	2.08.52	1.38.52 # *
Phil Twining	42 min	2.09.43	1.27.43 *
Anne McPherson	26 min	2.10.04	1.44.04
Jim Ingham	42 min	2.10.58	1.28.58
Rod Neal	43 min	2.11.43	1.28.43
Paul Twining	49 min	2.12.06	1.23.06 +
Scott Harris	45 min	2.12.20	1.27.20
Glenn Claiden	40 min	2.12.47	1.32.47
Graeme Leticq	49 min	2.12.57	1.23.57
Tom Boyd	45 min	2.13.13	1.28.13
Peter Nordhoff	47 min	2.13.42	1.26.42
Lavinia Petrie	40 min	2.13.44	1.33.44 +
Angie Kent	22 min	2.13.48	1.51.48
Corrie Degroot	2 min	2.14.23	2.12.23
Branton Proctor	36 min	2.14.42	1.38.42 o
Neville Smith	23 min	2.14.42	1.51.42
Sam De Fanis	45 min	2.14.48	1.29.48
Jock Cravana	21 min	2.14.52	1.53.52
David Rolfe	43 min	2.14.55	1.31.55
Gary Stewart	46 min	2.15.04	1.29.04
Tony Martin	18 min	2.16.34	1.58.34

KNOX H/CAP HALF MARATHON 8/12/99 cont.

	H/CAP	CLOCK	ACT.TIME
Phil Kenington	47 min	2.18.02	1.31.02
Tony Johnson	40 min	2.18.11	1.38.11
Andrew Tunne	38 min	2.18.33	1.40.33
Russell West	47 min	2.19.46	1.32.46
Al Willey	21 min	2.20.17	1.59.17
Hector Azcarra	31 min	2.24.40	1.53.40
Terry Dunn	20 min	2.33.16	2.03.16
Celia Johnson	23 min	15 Km	1.27.03
Bob Petrie	21 min	15 Km	1.33.40

**TROPHY # 1ST MALE + 1ST FEMALE +
SPOT PRIZE o 1ST TEAM KNOX ***

KNOX RUN 4KM - RIDE 14 KM - RUN 2.9 KM

CARIBEAN GARDENS 15/12/99

	TIME
Shaun Calamatta	57.00
Adrian Daroy	58.07
Dave Leversha	58.38
Nev Warburton	59.17
Rob Drew	59.30
Paul Twining	59.34
Tom Boyd	1.00.36
Devid Rolfe	1.01.26
Richard Wibbely	1.03.05
Phil Kenington	1.04.07
Lawrence Lee	1.04.37
Mark Mathews	1.05.01
Paul Legg	1.06.21
Peter Nordhoff	1.06.23
Russell West	1.11.12
Lyn Leversha	1.16.16

KNOX RUN 2.9KM - RIDE 10.55 KM - RUN 2.9 KM

Andrew Nordhoff	58.50
Andrew Watts	1.04.28
Angela Kogge	1.05.39

KNOX RUN 2.9KM - RIDE 7 KM - RUN 2.9 KM

Daniel Mathews	55.30
----------------	-------

RESULTS FROM KNOX VENUE - DECEMBER 1999

600 METRES SPRINT 22/12/99

	AGE	TIME
Shaun calamatta	Inv.	1.32
Russell West	40	1.39
Chris Calamatta	46	1.40
Paul Twining	50	1.42
Wayne Glover	Inv.	1.44
Mark Mathews	41	1.46
Neville Warburton	39	1.47
Noel Fairburn	39	1.47.56
Tom Boyd	34	2.00
Phil Twining	39	2.01
Glenn Claiden	45	2.02
Neville Smith	40	2.06
Joel King	49	2.06
Mick Carr	46	2.07
Gary Stewart	54	2.08
Shaun Exton	39	2.15
John Green	55	2.17
David Wear	53	2.28
Ron Milsome	52	2.28

DOG LOOP RELAY 22/12/99

R West, G Stewart	
D Rolfe, S Exton	21.26
G Leticq, N Smith	
D Leversha, D Wear	21.51
N Warburton, P Kenington	
A McPherson, Mick Carr	21.52
S Calamatta, M Mathews	
R Milsome, J Green	22.45
P Nordhoff, G Claiden	
J King, L Leversha	22.58
P Twining, C Calamatta	
D Clancy, G Simons	23.55
T Boyd, J Cravana	
D Mathews, W Glover	25.52

EST. 1960

BALACLAVA SPORTS INJURY CENTRE

FREDERICK E. WARWICK N.D., A.T.D., A.R.M.T.(Bach.)

Practitioner U.S.A. Diversified . . .

PHYSICAL DISORDERS and FUNCTIONAL MEDICINE KINESIOLOGY

- Activator Methods Short Leg & Back Pain Syndrome
- Craniomandibular TMJ (Jaw) Dysfunction
- Neuromuscular, Joint & Overuse Syndrome (R.S.I.)
- Motor & Industrial Accidents
- Malfunction of Organs and Glands
- Naturopathic Medicine

301 BALACLAVA ROAD, CAULFIELD NTH., 3161

TEL. 9571 6295

Opposite Caulfield Park



VICTORIAN VETERANS CLOTHING ORDER

- | | | |
|-----------------------------|---------|----------------|
| White T. Shirt Short Sleeve | \$12.00 | Postage \$2.50 |
| White Long Sleeve T. Shirt | \$16.00 | Postage \$2.50 |
| Navy Fleecy Windcheater | \$22.00 | Postage \$3.00 |

Sizes 12 14 16 18 20 22

Kindly Fill in Details in BLOCK LETTERS.

Name.

Address

Post Code.

Type

Size

Cheque For Amount

Enclosed

Please include Postage.

Make Cheque Payable To V.V.A.C. Inc.

Post To

Margaret Cassidy,
4 Grandview Road,
Preston . 3072

NOTICE TO ALL MANAGERS

IT IS ESSENTIAL THAT I RECEIVE
RESULTS FROM THE GROUNDS BY
THE SEVENTH OF EACH MONTH,
AT THE LATEST.

PETER COLTHUP. O.A.M.
EDITOR
AROUND THE GROUNDS

Victorian Veterans' Athletic Association Inc.

DONCASTER VENUE

presents its new feature event

THE LANDY TROPHY

- An event to suit ALL runners & walkers
- Handicaps based on Age Graded Percentage table
- Each entrant to compete TWICE, over 200m and 1000m
- Points 1st to 8th (10, 8, 7, 5, 4, 3, 2, 1), highest aggregate wins
- Tie decided by run-off over 400m

Monday, February 14, 2000

Entries close with ALL venue managers on
Monday, February 7
First event 7.30pm

HANDICAPS

1 200m 2 1000m 3 4
All run Run Walk

AGE	M	W	M	W	M	W	Camera & operator
35	Scr	19	Scr	106	335	402	
40	7	26	35	142	357	424	Results recorded
45	14	33	70	178	380	445	+ white board attendant
50	21	40	106	216	404	469	
55	27	46	144	254	429	494	
60	33	53	183	295	454	519	
65	40	60	225	337	481	545	Labels
70	48	69	271	383	511	572	WHEEL
75	57	77	321	433	539	601	
80	66	87	376	487	571	630	

Handicaps for 400m final announced
on the night if necessary

INQUIRIES: Richard Trembath (98369256)
or Alan Sinclair (98892510)

Water
White board
& marker

Numbers
for draw

Camera
& operator

Results
recorded
+ white
board
attendant

Labels

WHEEL

40